creative computing®

the #1 magazine of computer applications and software

September 1982
vol 8, no 9
$2.95

Database & File Management Systems

Database and File Systems:
- Datafax • Visidex • Cardbox
- DBMaster • Visifile • PFS
- T.I.M. III • Filemanager 800
- Versafile • B.P.I. General Ledger

Interview With Steve Wozniak

Columns: IBM, Atari, TRS-80 Pet, New Products, Books, I/O

New Computers from DEC and NEC

Game Controls, Part 2 (Whose hands are these?)

CASTLE COMMUNICATIONS
1720 E. MICHIGAN AVE.
LANSING, MI 48912
(517)-371-4321


CTICAL PERIPHERALS, INC.
MICROBUFFER II
1 2 3 4 5 6
OPEN
MCM6665AL20
D82203D
MM2716Q-1
Serial
Number

INTRODUCING MICROBUFFER.

NOW YOU CAN USE YOUR PRINTER WITHOUT WASTING COMPUTER TIME.

As you know, your computer drives your printer. And when it's performing this function, you can't use it for anything else.

A program that takes fifteen minutes to print makes you wait fifteen minutes before you can compute again. And if it takes two hours to print, you wait two hours.

A waste of valuable time.

THE NEW MICROBUFFER™ INCREASES YOUR EFFICIENCY.

Microbuffer allows you to print and process simultaneously. No waiting!

MICROBUFFER ACCEPTS PRINTING DATA AS FAST AS YOUR COMPUTER CAN SEND IT.

Microbuffer first stores the data in its own memory buffer and then takes control of your printer. This frees the computer for more productive functions.

Additional output may be dumped to the buffer at any time and it will be printed in turn.

MICROBUFFER WILL SPEED UP ANY PROGRAM THAT REQUIRES PRINTING.

The full line of Microbuffers is designed to accommodate virtually any computer/printer combination.

Microbuffers are available in Centronics-compatible parallel or RS-232C serial versions.

FOR APPLE II COMPUTERS, Microbuffer II features on-board firmware for text formatting and advanced graphics dump routines. Both serial and parallel versions have very low power consumption. Special functions include Basic listing formatter, self-test, buffer zap, and transparent and maintain modes. The 16K model is priced at $259 and the 32K, at $299.

FOR EPSON PRINTERS, Microbuffer starts at $159 in either an 8K serial or a 16K parallel version. The serial buffer supports both hardware handshaking and XON-XOFF/ETX-ACK software handshaking at baud rates up to 19,200. Both Epson interfaces are compatible with all Epson commands including GRAFTRAX-80. Both are user-expandable to 32K.

ALL OTHER COMPUTER/PRINTER COMBINATIONS are served by the in-line, stand-alone Microbuffers.

Both serial and parallel versions are expandable up to 256K. The serial stand-alone will support different input and output baud rates and handshake protocol. The 32K model starts at $299, 64K for $349. 64K add-ons for up to a total of 256K are just $179.00.

SIMPLE TO INSTALL.

Microbuffer II, being slot-independent, will fit into any slot directly inside the Apple except zero.

Microbuffer for your Epson mounts easily in the existing auxiliary slot directly inside the Epson printer.

The stand-alone Microbuffer is installed in-line between virtually any computer and any printer.

MICROBUFFER FROM PRACTICAL PERIPHERALS.

When you think of how much time Microbuffer will save, can you afford to *not* have one?

PRACTICAL PERIPHERALS, INC. ™
31245 LA BAYA DRIVE
WESTLAKE VILLAGE, CA 91362
(213) 991-8200

CIRCLE 208 ON READER SERVICE CARD

BIG FIVE SOFTWARE

P.O. Box 9078-185 · Van Nuys, CA 91409 · (213) 782-6861

Prices per Game: TRS-80 16K Lev2 Mod1/Mod3 Cassette- $15.95
TRS-80 32K Lev2 Mod1/Mod3 Diskette- $19.95
Optional Joystick for Model 1- $39.95

10% discount for 2 items, 15% for 3 or more.
Please add $1.75 per order for postage & handling, Calif. residents add 6% sales tax.
Outside USA (except Canada) please add $3.00 per order for postage & handling.

All Games ©1980, 1981 by Bill Hogue & Jeff Konyu.
Programs are written in machine language for high quality graphics & sound effects.
Voice & other sound effects are playable through the cassette AUX plug.
High scores are automatically saved after each game on disk versions.

Call or write for our complete catalog.

CIRCLE 118 ON READER SERVICE CARD

in this issue...

evaluations & profiles

14 **Apple Game Controls** ..... *Ahl*
Paddles and game port extenders

33 **Keyword Database Programs** ..... *Coffey*
Datafax, Visidex and Cardbox

43 **File Managers** ..... *Coffey*
DBMaster and Visifile

50 **Personal Filing System** ..... *Coffey*
Elegant, efficient, beautiful

54 **T.I.M. III** ..... *Goodman*
Database Management for IBM PC

63 **Filemanager 800** ..... *Anderson*

69 **Versafile** ..... *Haarbye*
Versatile file manager for TRS-80

72 **B.P.I. General Ledger** ..... *Exner*

78 **SATN** ..... *Fastie*
Keeping VisiCalc smooth and silky

80 **Monkey Wrench** ..... *Anderson*
Prehensile programming for Atari 800

82 **Starship Commander** ..... *Miller*

85 **Lemmings** ..... *Staples*

86 **Hi-Res Golf** ..... *Archibald*

88 **Blast from the Past** ..... *Anderson*
Deluxe Invaders and K-razy Shootout

90 **Atari Games** ..... *Small & Small*
Dog Daze and Caverns of Mars

Cover Contest: Playing Our Hands

The cover photo shows some of the paddles and joysticks in our three-part series of evaluations (see page 14). The hands on the joysticks and paddles all belong to *Creative Computing* employees. Can you match the names on the masthead with the hands on the cover?

We will award a free subscription (or renewal) to the first person who correctly identifies the eight people in the picture. All entries must be received by midnight, October 31, 1982. Send to: Hands, Ceative Computing, 39 E. Hanover Ave., Morris Plains, NJ 07950.

Photo by David Ahl.

September, 1982
Volume 8, Number 9

Creative Computing (ISSN 0 097-8140) is published monthly by Ahl Computing, Inc., a subsidiary of Ziff-Davis Publishing Company. David Ahl, President; Elizabeth B. Staples, Vice President; Selwyn Taubman, Treasurer; Bertram A. Abrams, Secretary. P.O. Box 789-M Morristown, N.J. 07960. Second Class postage paid at New York, NY 10001 and at additional mailing offices.

Copyright©1982 by Ahl Computing, Inc. All rights reserved.

Editorial offices located at 39 East Hanover Ave., Morris Plains, NJ 07950. Phone (201) 540-0445.
Domestic Subscriptions: 12 issues $24.97; 24 issues $43.97; 36 issues $57.97.
POSTMASTER: send address changes to Creative Computing, P.O. Box 5214, Boulder, CO 80321. Call 800-631-8112 toll-free (in New Jersey call 201-540-0445) to order a subscription.

articles

96 **Woz and Us** ..... *Ahl & Staples*
An interview with Steve Wozniak

100 **All Hands on DEC** .....
Digital announces personal computer

101 **NEC Announces 16 Bit Machine** .....

102 **Basic vs. Database** ..... *Meyer*
Implementing a business application using Condor 20

112 **Comparing Prices** ..... *Ahl*
A simple VisiCalc application

118 **The Graph Paper** ..... *Lubar*
Part 3: moving experience

126 **Logo Ideas** ..... *Lawler*

130 **How to Solve It** ..... *Piele*
Programming contest problems

applications & software

146 **A Modular Data Base** ..... *Pelczarski*

160 **Searching Techniques** ..... *Mitchell*
How to find it

172 **Atari Diskfile Tutorial** ..... *White*

176 **Getting Along without TAB** ..... *Pinho*
An Atari translation

180 **Formatting Lister** ..... *Doering*
Creating tidy Basic listings

departments

6 **Input/Output** ..... *Readers*

10 **Notices** ..... *Fee*

12 **7 Years Ago** ..... *Ahl*

186 **Effective Writing** ..... *Archibald*
The electronic saltcellar

188 **Outpost: Atari** ..... *Small & Small*
More on DOS menu options

192 **IBM Images** ..... *Fastie*

208 **TRS-80 Strings** ..... *Gray*

212 **Personal Electronic Transactions** ..... *Yob*
Epson commands and Petspeed

218 **New Products** ..... *Hecht*

225 **Computer Store of the Month** ..... *Gibbons*

226 **Book Reviews** ..... *Gray, et al.*

230 **Retail Roster** .....

233 **Classified** .....

234 **Index to Advertisers** .....

staff

Editor-in-Chief	David H. Ahl
Editor	Elizabeth B. Staples
Managing Editor	Peter Fee
Technical Editor	Michael Coffey
Associate Editor	John Anderson
Contributing Editors	Dale Archibald Charles Carpenter Thomas W. Dwyer Will Fastie Stephen B. Gray Glenn Hart David Lubar Guy Kewney Stephen Kimmel Ted Nelson Harold Novick Peter Payack David Small Alvin Toffler C. Barry Townsend Gregory Yob Karl Zinn
Editorial Assistants	Andrew Brill Karyn Hecht
Secretary	Elizabeth Magin
Production Coordinator	Christina L. Erickson
Art Director	Susan Gendzwil
Assistant Art Director	Chris DeMilia
Artists	Diana Negri Rudio Candace Figueroa Carol Ann Henderson Eugene Bicknell
Typesetters	Karen K.Brown Renea C. Cole
Advertising Director	Jeff Weiner
Creative Computing Press	Laura Conboy Claudette Moore
Software Development	Kerry Shetline Eric F. Wolcott Owen Linzmayer Neil Radick Chris Vogeli
Software Production	Bill Rogalsky Nick Ninni Mary Ellen Mendl Mark Levitt
Operations Manager	William L. Baumann
Comptroller	Patricia Kennelly
Accounting	Jennifer H. Shaler
Bookkeeping	Ethel Fisher
Retail Marketing	Jennifer Burr Laura Gibbons
Fulfillment	Frances Miskovich Rosemary Bender Linda Blank Pat Champion Susan DeMark Moira Fenton Elsie Graff Gail Harris Linda McCatharn Bridget Maher Joanne Sapio Carol Vita Barbara Werry Jim Zecchin
Shipping & Receiving	Ronald Antonaccio Mark Archambault Bill Thomas Scott McLeod Mike Gribbon



advertising sales

Advertising Director
Jeff Weiner
Creative Computing
Ziff-Davis Publishing Company
One Park Avenue
New York, NY 10016
(212) 725-7957

Advertising Coordinator
Ruth Darling
Creative Computing
Ziff-Davis Publishing Company
One Park Ave.
New York, NY 10016
(212) 725-3446

Northern California, Northwest
Jules E. Thompson, Inc.
1290 Howard Ave., Suite 303
Burlingame, CA 94010
(415) 348-8222

Southern California, Southwest
Jules E. Thompson, Inc.
2560 Via Tejon
Palos Verdes Estates, CA 90274
(213) 378-8361

New England
CEL Associates, Inc.
27 Adams Street
Braintree, MA 02184
(617) 848-9306

Midwest
The Pattis Group
4761 W. Touhy Ave.
Lincolnwood, IL 60646
(321) 679-1100

Mid-Atlantic
Jim Herring
Ziff-Davis Publishing Company
One Park Ave.
New York, NY 10016
(212) 725-3452

Southeast
Browning Publications
P.O. Box 81306
Atlanta, GA 30366
(404) 455-3430

Canada
The Pattis Group
1623 Yonge St.
Toronto, Ontario M4T 241
(416) 482-6288

subscriptions

All subscriptions orders and other correspondence related to subscriptions should be addressed to:
Creative Computing
P.O. Box 5214
Boulder, Colorado 80321.
Foreign subscriptions must be accompanied by payment in U.S. currency.

Subscription prices:

U.S.
1 year $24.97
2 years 43.97
3 years 57.97

Canada
1 year 29.97
2 years 53.97
3 years 72.97

Foreign
1 year 34.97
2 years 63.97
3 years 87.97

Airmail delivery on foreign subscriptions is available for a one-year period only at $75.00 additional for mail to Asia and Australia, and $50.00 additional for all other foreign.

Subscribers in the United Kingdom may send payment in sterling to:
Hazel Gordon
27 Andrew Close
Stoke Golding
Nuneaton, CV13 6EL

Please allow at least eight weeks for change of address. Include old address as well as new—enclosing if possible an address label from a recent issue.

attention authors

Creative Computing will not be responsible for the return of unsolicited manuscripts, cassettes, floppy disks, program listings, etc. not submitted with a self-addressed, stamped envelope.

microform

Creative Computing is available on permanent record microfilm. For complete information contact University Microfilms International, Dept. F.A., 300 North Zeeb Road, Ann Arbor, MI 48106 or 18 Bedford Road, London WC1R 4EJ, England.

September 1982 © Creative Computing

TASC™. The Applesoft* Compiler. It turns your Apple into a power tool.

Step up to speed. TASC, the Applesoft Compiler, converts a standard Applesoft BASIC program into super-fast machine code. By increasing program execution speed up to 20 times, Microsoft gives you a power tool for Applesoft BASIC programming.

Highest capacity available. TASC will compile and run larger programs than any other Applesoft Compiler. As a disk-based system, it doesn't require the simultaneous presence of compiler and program in memory. The memory you save allows you to compile significantly bigger programs.

Power without bulk. Code expansion of up to 100% severely restricts other compilers. TASC's special code compression schemes typically limit code expansion to only 25%. You'll really appreciate that with complex programs or programs that utilize Apple's hi-res graphic pages.

More BASIC power. TASC's powerful new commands increase Applesoft BASIC programming capability. Chain with COMMON allows compiled programs to share variables, so a main menu supports several programs in a single runtime environment. TASC's True Integer Arithmetic and Integer FOR...NEXT capabilities maximize the execution speed of compiled programs. TASC's near total compatibility with Applesoft speeds compilation of existing programs with little or no modification.

What about mistakes? You perfect your programs interactively with Applesoft. If something does slip by, TASC recovers from errors discovered in compilation and traps all runtime errors. It even permits graceful interruptions during compilation.

See for yourself. Ask for a demonstration of TASC at your Microsoft dealer. Discover the software package that turns your Apple into a power tool.

MICROSOFT
CONSUMER PRODUCTS
A Division of Microsoft Inc.
10700 Northup Way • Bellevue, WA 98004

*Applesoft is a trademark of Apple Computer, Inc.

CIRCLE 190 ON READER SERVICE CARD

utput...input/output...input

Obfuscation Obdurancy

Dear Editor:

Damn! Jack Nevison has let the cat out of the bag! Everyone else follows the rules when they put a Basic program listing into a popular computer magazine:

1. Leave out REMs. They just take up space and slow down the computer.

2. A space character is a waste character: Never hit the spacebar unless you absolutely have to.

3. Don't forget the right side of the TV screen: You can probably get eight or ten statemments strung out before you have to hit Return.

4. Be tricky. Use clever arithmetic. Use lots of GOTOs. People will think you're smart.

Along comes Nevison with all that indentation and all those blank lines and all those short lines and all those REM statements. My God! You can even read his programs and figure them out. There's not a single trick there. It's a disgrace. Are there no standards?

Someone has to take Nevison in tow. If you editors don't watch out, the whole world is going to find out they can write readable, well-structured, top-down programs in Basic. And then, what's going to happen to us poor Pascal authors? Without Basic to kick around, it could mean the soup lines. Damn!

Arthur Luehrmann
1466 Grizzly Peak Boulevard
Berkeley, CA 94708

Microsoft Basic + RAM Disk Does Not Compute

Dear Editor:

I would like to bring to the attention of your readership a matter of great importance concerning the Atari 800 computer system. I have a colleague who has purchased Microsoft Basic for the Atari 800. However, to his and my great disappointment and frustration, it does not support the Axlon RAMDisk (disk simulator) operating system.

I'm sure that there really is no reason why the RAMDisk could not be supported, but Atari has chosen to use two protection scemes which make it impossible to load Microsoft Basic as a binary load file.

I want to develop computer software and Atari's decision is hampering my ability to do so. I urge all interested parties to contact Atari.

Dennis Baer
868 Main Street
Farmingdale, NY 11735

VIC Keeps Its Cool

Dear Editor:

I am a high school student who does considerable work on my VIC-20, especially for science fairs and world history projects. Sometimes these take as much as 10K-12K of memory, which means long hours of programming. This causes overheating, which is quite dangerous for the computer.

So I decided to do something. I inspected the bottom of the VIC and found that at the right-hand side there are some openings. So I drilled a 3 1/2" hole in my desk with a jig-saw, and installed a "spider fan" (which cost about $7). That was the end of my problem.

Now, even though my brother uses the VIC for long sessions of "Super Alien" and I use it for super-long programs, the VIC-20 remains quite cool.

Roberto Morales, Jr.
655 Hernandez St.
Miramar, PR 00907

No Codes Barred

Dear Editor:

I read with interest your reply to Frank Lambert's question "Could *Creative Computing* print its programs in bar code as well as typed form?" in the May, 1982 issue.

Like Frank, I would like to find a quick way of putting *Creative Computing's* programs into my computer *without* typing hundreds of lines of code.

I agree with your response that it just wouldn't be possible (economically) to make bar code available. Would it be possible to make your programs available on *MicroNet* or *The Source*? Many of your readers already subscribe to one or the other. The programs could be made available in the public access area and just for the cost of connect time, a subscriber could download your programs and have them up and running in a matter of minutes. There are already several magazines on MicroNet (including *Popular Electronics*) but there aren't any computer magazines. I think this would be a great service to your readers.

Bill Rosen
4334 McKee St.
Covington, KY 41015

We would like to hear from readers about this. If you think it is a good idea and would use such a service, please let us know—a note on a postcard would be sufficient.—EBS

First, the IBM Personal Computer,
The Next Step . . .

Tecmar

The TECMAR Expansion series is the first and only, complete line of expansion options available for the IBM Personal Computer.

Now totaling over twenty-five separate options, the TECMAR series gives you the broadest range of expansion available for your IBM Personal Computer.



SYSTEM EXPANSION with a complete Expansion Chassis providing six additional system slots, a separate power supply and styling that complements the IBM system.



MEMORY EXPANSION in 64K 128K, 192K and 256K Byte increments of Dynamic RAM with parity. 32K Bytes of Static RAM, 32K Bytes of CMOS RAM with battery backup, or up to 128K Bytes of Read Only Memory.

PRACTICAL EXPANSION with two Serial ports and one Parallel port on a single board, or a Time of Day calendar with battery backup, a Voice Synthesizer with vocabulary in ROM and phoneme speech generation, even a BSR X10™ device controller for lights and appliances.

DISK EXPANSION through the addition of a five or ten megabyte Winchester disk. The disk options come enclosed in the TECMAR Expansion Chassis, providing additional expansion slots as well as Winchester disk storage. This approach assures you of unmatched system expandability for nearly any application.

FUNCTIONAL EXPANSION is also available with TECMAR Speed Disk™ and print Spooling Software that give new functionality to memory options.

UNMATCHED EXPANSION for the serious IBM Personal Computer user through these and the many other TECMAR Expansion products available through participating COMPUTERLAND stores, and other fine computer retailers nationwide.

LABORATORY/INDUSTRIAL EXPANSION through an IEEE 488 interface, the Lab Tender with an 8 bit A/D and D/A, or the Lab Master for 12 bit A/D and D/A, a two axis Stepper Motor Controller, or the Parallel Digital-In/Digital-Out Base Board™, Video Digitization with Video VanGogh™.

DEVELOPMENT EXPANSION using an E+EEPROM programmer, Protozoa prototyping boards or a TECMAR Extender card.

NEW PRODUCTS are currently under development with many soon to be announced. At present shipping 26 unique IBM add-on products, we are still looking for needs to meet. If you have an need for a new product for the IBM Personal Computer, and would like to ask us about it, give a call on our Product Input Hotline at (216) 464-8317.



For IBM Personal Computer Expansion, TAKE THE NEXT STEP . . .

Tecmar Inc.

PERSONAL COMPUTER PRODUCTS DIVISION
23600 Mercantile Road, Cleveland, Ohio 44122
Telephone: (216) 464-7410 Telex: 241735

CIRCLE 249 ON READER SERVICE CARD

Loose Lips Sink Tips

Dear Editor:

The advice given in "I Don't Understand..." (June 1982) seems sincere, and may help a few windy or pompous writers. But, for the most part, it should be taken about as seriously as the insights offered by Sunday magazine section articles called Ten Ways to Improve Your Love Life, or Five Tips for Getting Along With Your Boss.

Unfortunately, there's just no easy way to present technical information. The English language is too versatile and too complex to accept mastery by a few cut-and-dried rules; that's both its difficulty and its virtue. Would you tell a Basic programmer to avoid Functions, Subroutines, Matrices, and String-Handling Statements to mask his proficiency, or to make his programs more readable?

The main, and most difficult, job of a technical writer is the judicious handling of numerous details. These must be organized intelligently, and presented in a manner that helps the reader follow the logic of that organization.

Then, what whould a popular technical magazine suggest to potential writers? How about: "Have something worth saying, and say it as clearly as you can. Use some sort of an outline. It also doesn't hurt to give some examples." This presupposes some consideration for the reader, a good knowledge of the subject, and a lifetime of reading and writing.

Jay Pastor
Technical Writer
Utica, NY

Sound advice. Unfortunately many people writing today score well on your first two qualifications (presuppositions) and fall woefully short on the last.—EBS



"Today's computer weather forecast calls for a high in the seventies, and showers this evening followed by an attack of alien spaceships."

Clarifying GraForth

Dear Editor:

In reference to Michael Coffey's review of *GraForth II*, I think some points of clarification are necessary. As a programmer who started from scratch with the *GraForth* package when it first came out in March and who has written exclusively in that language since, I offer some important considerations.

It is misleading to say that *GraForth* is machine language. Though it is true that the working version of any developed program or module is compiled, programming itself is done in a Forth-like language far simpler than machine code. At the same time, GraForth supports calls to other machine language routines and allows the programmer to view his Basic-like program listing at any time.

I strongly disagree that "for 2-D animation all the languages are equally good." Try, for example, moving 15 to 25 objects at once through Basic. If the name of the game you are developing is "Snail Pace," then yes, they are equal.

Also, it is important to recognize the differences in the manner in which 2-D character sets are created. With most tools this is a painstaking job during the creation process and a very wordy recall to print large character set designs. With *GraForth* the design process is simple, fast, and clear. The recall process involves two or three simple commands to print small or large blocks.

GraForth is also accompanied by excellent documentation and superb customer technical support. I am an end user who has just completed a marketable product using *GraForth*, and there is no question in my mind that it is a superior product for any graphics enthusiast.

M. Max McKee, President
Multi Data Service
Pear Software Division
407 Terrace
Ashland, OR 97520

Don't Debug In The Bathtub, Either

Dear Editor:

The suggestion from Mr. Press in the May "Input/Output" to eliminate static electricity problems with the TRS-80 Model I (a metal clamp around the wrist wired to ground) is very dangerous and should not be used.

Never ground your body through a low impedance path when working near electrical equipment.

The method suggested is particlarly hazardous, since if the free hand touches an electrically "hot" potential, current will flow across (or through) the heart; an area where a few milliamps can be fatal.

N. Edward Walker
President
Ampli-Tek
4341 W. Kennedy Blvd.
Tampa, FL 33609

Use a 1 megohm resistor between the radiator clamp and ground, and all will be well. Otherwise, purchase a commercial grounding bracelet.—MC

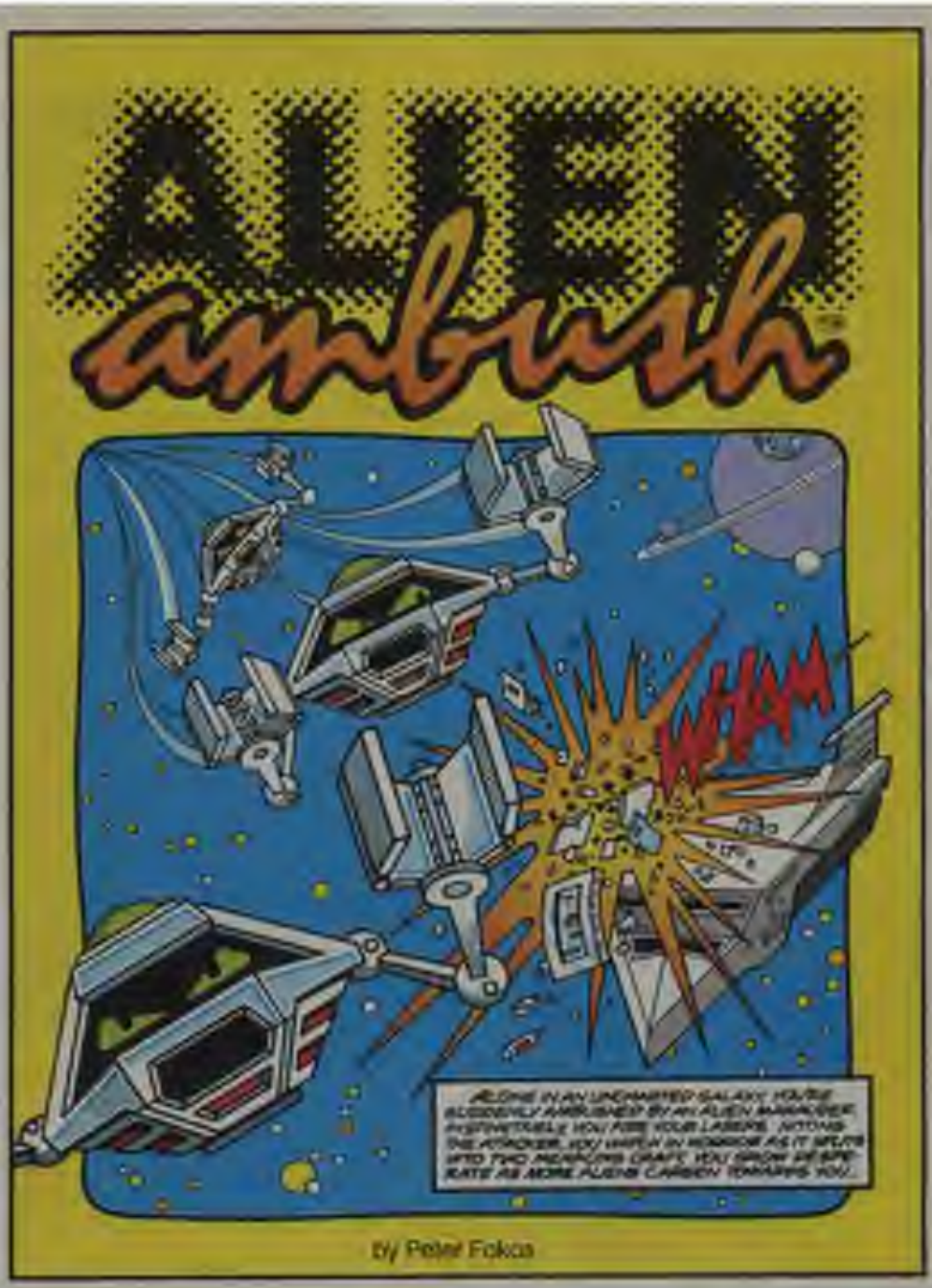

You haven't lived until you've died in space.

And here's your chance.

Software author Peter Fokos has created Alien Ambush, a space age nightmare. This hi-res, full-color arcade game is written completely in assembly language to give those nasty aliens every advantage.

So if you have access to a 48K Apple* with DOS 3.3, and you're hot for some new thrills, Alien Ambush was written for you. But be warned: it just got a lot tougher to survive in space.

Available at finer computer stores everywhere. *Apple is a trademark of Apple Computer, Inc.
Distributed exclusively by Micro D, 17406 Mt. Cliffwood Circle, Fountain Valley, CA 92708. (714) 540-4781

CIRCLE 169 ON READER SERVICE CARD

tices...notices...notic

Reward Increased

Level 10 has increased the reward for the return of the Alkemstone from $5,000 to $7,500.

Alkemstone is a computer adventure which now offers a $7,500 cash reward to the first person who can find the missing Alkemstone, which is hidden "somewhere on the planet."

Alkemstone is written in machine language for any Apple Computer with 48K, one 16-sector disk drive and Applesoft or language card.

Timex Sinclair 1000

The Timex Computer Corporation will enter the personal computer market with the Timex Sinclair 1000. Sales will begin in July through the more than 100,000 Timex retail outlets, including computer stores, departments stores and chains, consumer electronics, jewelry, and drug stores. This step is the result of an agreement between Timex and Sinclair Research Ltd. for Timex to market computers using Sinclair's technical expertise. Sinclair's mail order sales of the ZX81 will be phased out as Timex begins its marketing program. The announcement of the Timex entry into this new field and of the agreement with Sinclair was made by Daniel D. Ross, Vice President of Timex Company Corporation, and affiliate of Timex Corporation, in New York on April 20.

The Timex Sinclair 1000 is basically the Sinclair ZX81, which Timex has already been manufacturing in Dundee, Scotland, but with two major differences. First, the new machine will have 2K RAM instead of the current 1K on the ZX81. Second, the new machine will sell for a suggested retail price of $99.95 instead of the $149.95 for the ZX81. Also featured will be an instruction manual especially written for the first time computer user with step by step instruction and a course in fundamental programming.

Peripherals for the Timex Sinclair 1000 will also be sold by Timex along with the basic machine. The first one available is the 16K RAM expansion module for $49.95 (Sinclair's current 16K RAM is $99.95). In the fourth quarter of 1982 a printer and a telephone modem are expected to go on sale for $99.95 each. The modem will offer a significant enhancement for many users and will feature: 300 BAUD, standard Bell Telephone jack attachments, and auto-dial capability. It will give a direct tie-in with large computer data services.

Timex plans to supplement the hardware offerings with a range of software, including business, personal financial management, education, and entertainment. The price range of the programs is expected to be from $9.95 to $19.95.

The marketing program will aim at the first-time computer buyer, the educational market, and computer hobbyists. The potential market for personal computers is estimated at over 90,000,000 customers. In addition to instructional displays in the retail outlets, Timex plans to support the retailers with an extensive service network, a 90-day guarantee, and a national ad campaign beginning in August.

—*Paul Grosjean*

CIRCLE 142 ON READER SERVICE CARD

Cash in with Sams books and the most up-to-date information about the 6502, 6809, and 68000 microprocessors.

6502 SOFTWARE DESIGN by Leo Scanlon gives you a solid introduction to programming in 6502 assembly language. No. 21656, $13.50

6809 MICROCOMPUTER PROGRAMMING AND INTERFACING WITH EXPERIMENTS by Andrew C. Staugaard, Jr. demonstrates the ease with which the 6809 can be software-controlled. No. 21798, $14.95

With THE 68000: PRINCIPLES AND PROGRAMMING by Leo Scanlon, Sams introduces you to the unmatched 16-Megabyte direct memory addressing capability of the powerful 68000. No. 21853, $14.95

TWO NEW BOOKS

ADVANCED 6502 INTERFACING by John Holland is a collection of design techniques and actual circuits which can be used in almost any situation where you need to interface a 6502-controlled system to the analog world. No. 21836, $12.95

MICROCOMPUTER DESIGN AND TROUBLESHOOTING by Eugene M. Zumchak makes the successful design and use of a microcomputer system a realistic goal for any advanced experimenter or engineer. No. 21819, $17.95

You can always bet on Sams to provide you with the most comprehensive, current and usable technological information.

Play your hand right and order from Sams today!

To order these Sams Books or to get the name of your local Sams retailer, call 800-428-3696 toll free, or 317-298-5566 and reference AD207.

SAMS BOOKS

Howard W. Sams & Co., Inc.
4300 West 62nd Street, P.O. Box 7092
Indianapolis, IN 46206

CIRCLE 170 ON READER SERVICE CARD

CASH IN THESE CHIPS!

BOOK/DISK COMBINATIONS

BECAUSE YOU DIDN'T BUY A COMPUTER TO PRACTICE YOUR TYPING

• Practical manuals that show you how to program your micro for business, learning, and pleasure.
• Convenience disks that contain all the programs and subroutines in the books they accompany—error free and ready to run.

PLUS the Wiley expertise that has helped more than a million people learn how to program, use, and enjoy microcomputers.

Look for them at your favorite bookshop or computer store. Or, check the sets that interest you, fill in the ordering information below, and mail us this ad.

☐ **APPLE™ BASIC: DATA FILE PROGRAMMING SET**
LeRoy Finkel & Jerald R. Brown
How to program and maintain data files for billings, catalogs and lists, numerical and statistical data, and much more. Includes one 5¼" disk for Apple II™ (Requires one 16 sector disk drive, 32K of memory.) 1-89843-0 **$32.95**

☐ **THE TRS-80™ MEANS BUSINESS SET**
Ted G. Lewis
Covers file merging, data base, word processing, payroll, financial analysis, and scores of other business applications. Includes one 8" disk for TRS-80™ Model II. (Requires two disk drives, 64K of memory.) 1-87565-1 **$32.95**

FAST BASIC: BEYOND TRS-80™ BASIC SETS
George A. Gratzer with Thomas G. Gratzer
Learn a streamlined form of BASIC that accelerates computations by 3 or 4 times... and some functions by a factor of 1,000.
Available in disk or cassette for TRS-80™ Model I or Model III. (Requires 32K of memory.)
☐ 1-89844-9 Model I Disk Set (one 5¼" disk) **$34.95**
☐ 1-89845-7 Model III Disk Set (one 5¼" disk) **$34.95**
☐ 1-89846-5 Cassette Set for Model I or Model III **$34.95**

☐ **GOLDEN DELICIOUS GAMES FOR THE APPLE™ COMPUTER SET**
Howard M. Franklin, Joanne Koltnow, & LeRoy Finkel
Step-by-step instructions for designing game programs that turn your Apple II™ into a home entertainment center—whether you're a novice, intermediate or advanced programmer. Includes two 5¼" disks for Apple II™ (Requires one 16 sector disk drive, 32K of memory.) 1-89842-2 **$47.95**

JOHN WILEY & SONS, Inc.
605 Third Avenue, New York, N. Y. 10158
In Canada: 22 Worcester Road, Rexdale, Ontario M9W 1L1

Please send the sets indicated for 15-DAY FREE EXAMINATION. (Restricted to the continental U.S. and Canada.)
MAIL TO: JOHN WILEY & SONS, Inc.
P.O. Box 092, Somerset, N.J. 08873

☐ **Payment enclosed**, plus sales tax. Wiley pays postage/handling. We normally ship within 10 days. If shipment cannot be made within 90 days, payment will be refunded.
☐ **Bill me.** ☐ **Bill firm or institution.**

For faster service call toll free 800-526-5368. In New Jersey, call collect (201) 797-7509. Order Code 0-8760. VISA, MasterCard, American Express accepted on phone orders.

NAME
AFFILIATION
ADDRESS
CITY
STATE/ZIP
SIGN HERE

Prices subject to change without notice. TRS-80 is a trademark of Tandy Corp. Apple and Apple II are trademarks of Apple Computer, Inc. 8-8/82

CIRCLE 174 ON READER SERVICE CARD

7 Years Ago in creative computing

The Sept/Oct 1975 issue of Creative Computing had a central theme of computer literacy and user friendliness, timely topics even today. Alexander Cannara of Stanford compared four languages: Basic, Fortran, Algol and Logo and recommended when each should be used. Logo in 1975? Yes, and Smalltalk too!

Marian Goldeen wrote of her experiences using Smalltalk at the Xerox Palo Alto Research Center. Six years later, Xerox finally released Smalltalk commercially.

Steve Gray wrote a fascinating article, "Building A Computer of Your Own" which described two newly announced computer kits, the Scelbi-8H and Altair 8800. He also told where one could obtain plans for four totally homebrew machines. Steve felt a good follow up article would be, "What Are You Going to Do With Your Computer?"

This issue also carried the first MITS ad for the Altair. Price for a complete kit (no memory) was $439, assembled and tested $621. A 1K memory board cost an additional $97 (kit) and a 4K board $264. A serial interface was another $129. Want to use the computer? Then you'll probably want a terminal, say a used Teletype ASR-33 for $750 or so.

The issue carried 22 pages of educational activities including a fascinating piece on learning with Turtle Geometry concepts without computer hardware. We also announced the First National Student Computer Fair cosponsored by AFIPS and Creative Computing.

Games? Sure. An unsuspecting world was introduced to Greg Yob's marvelous Wumpus, an enduring classic. Also destined to become a classic was Civil War, an educational simulation game of 14 Civil War battles.

Twenty-three books were reviewed in depth including six in the series reviewing all 34 books on the Basic language. ☐

COMMUNICATE with your APPLE

Expand your Apple's communications with Apple accessories.

- The Joystick II for the Apple II offers precision X-Y coordinate command for exciting and competitive games.
- The Cursor *III* is an equally high quality, self-centering joystick for your Apple *III*.
- The Numeric Keypad offers increased data entry and calculating speeds. It is a must for the professional and VisiCalc® user.
- The Hand Controllers II for the Apple II are game paddles designed for reliability with quick response to your commands.

For additional information on all Apple accessories, contact your local authorized Apple dealer or

apple computer

10260 Bandley Drive
Cupertino, California 95014

CIRCLE 111 ON READER SERVICE CARD

Part 2 of 3

creative computing equipment evaluation

Apple Paddle Controls and Game Port Extenders

David H. Ahl

This evaluation of paddle controls and game port extenders is the second of a three-part series. Last month (August) we evaluated Apple and Atari joysticks. Next month we examine game controllers for the TRS-80 and some rather interesting arcade-type controls for the Atari.

A2D Paddles (2002)

The A2D model 2002 paddle controls were physically the largest ones in this test. Children or women with small hands may find these controls too large for handheld use. On the other hand, most of our players judged them just fine.

Since the case is nearly square and the firing button is located in the center of one side (or end), it is equally easy to use with practically any finger of either hand. All of our players liked the large size (3.6" square), short throw, and positive click of the A2D firing button.

The knob is just under 1" in diameter, a size preferred by most players. Rotation is easy and provides precise adjustment to any point on the screen.

A diode isolation circuit prevented us from measuring the resistance of the potentiometers in the A2D paddles. However, as mentioned above, they provide precise control to any point on the screen.

The ribbon cables are a generous 5' long. Unfortunately, there is no indication which is paddle 0 and which is 1 (not counting the trusty masking tape). Each paddle has an internal trim adjustment, however, no instructions are given for using this and we assume, that once adjusted at the factory, there should be no further need for user adjustment.

Apple Paddles

Early Apple owners will remember the flimsy plastic paddles with miniscule firing buttons that came with the original Apple computers. Over the years, the design has changed several times; we tested one of the common types for comparative purposes. The paddles currently sold by Apple are described below.

The Apple Paddle is a small rectangular unit designed for handheld operation. The knob is just over 1-1/4" in diameter which most of our panelists deemed to be the "right" size. Not so for the firing button. It is minute (3/16" diameter) and leaves a nasty indentation in the finger pressing it.

The placement of the firing button on the left top of the case is less than optimal. In this position, it almost requires that the paddle be held with the left hand and the firing button operated with the thumb while the right hand attends to the knob. Left handed players will find that they must hold the case in their palm, reaching around to the top with the index or middle finger of the right hand to operate the firing button while turning the knob with the left hand. This sounds a bit awkward, but at least it allows one to alternate between two fingers doing the firing when the indentation in one becomes unbearable.

All in all, the Apple Paddle makes it obvious why a replacement market has sprung up to produce more user-friendly devices.

Incidentally, it is possible to improve the old Apple Paddle controllers dramatically for about $3.00 and one-half hour of time. The improvement comes about by replacing the firing button and the control knob.

There are many momentary-contact SPST switches that will fit in place of the existing one in the Apple paddle. Find one that has a large surface for your finger (3/8" diameter or more), short throw, and positive feel. I found some at the Trenton Computer Festival Flea Market for $0.50 each.

The other thing you will want is a new pair of knobs. Look for ones about 1" in diameter that are held on with a setscrew rather than the knurled friction fit of the existing Apple paddle knobs.

VALPAR INTERNATIONAL

valFORTH T.M.

DISPLAY FORMATTER

TURTLE & VALGRAPHICS AND ATARISOFT FLOATING POINT ROUTINES

GENERAL UTILITIES AND VIDEO EDITOR

Text Compression and Auto Text Formatting

PLAYER-MISSILE GRAPHICS, CHARACTER EDITOR & SOUND EDITOR

VALPAR INTERNATIONAL
[illegible] 21st STREET
TUCSON, ARIZONA [illegible]

CIRCLE 141 ON READER SERVICE CARD

Pop open the case of the Apple paddle control (some have one screw, some don't), unsolder the old switch and remove it, and install your new switch. If your new switch requires a larger hole than the existing one, you'll have to enlarge the hole with a small file. Solder on the wires. Be sure to use the set of normally open (NO) contacts if you have an SPDT switch. Reassemble the case. Pry off the old knob and put on your new one. You'll be amazed at the difference!

Hand Controller

These attractive, wedge-shaped controllers from the Keyboard Company (now owned by Apple Computer) are obviously designed for handheld use, though they may be used on the tabletop as well.

Departing from the design of other manufacturers, the firing button is located on the right rear side of the controller. It is a large rectangular controller which pushes down a microswitch, thus it provides both tactile and aural feedback. While extremely easy to press, some players felt that the large size of the button tempted them to hold their finger on it thus preventing the quick release required in games needing fast firing. In other words, these players felt they had to consciously both press and release the switch. On the other hand, some other players (right handed) liked being able to control the firing button with their left index finger instead of a thumb.

The knob is a two-tiered design, the center of which is about 1" in diameter and the outside just over 2". We found this design was quite satisfactory for players who liked a small knob as well as those who liked a larger one. Detracting from the pleasing knob design, potentiometer rotation was rather stiff which some players felt hampered game play. On the other hand, I achieved my all time high score in *Treasure* with this set of paddles.

A thoughtful touch is the molded "0" and "1" on the center of each paddle knob. Also thoughtful is the strain relief on the cable which goes in the notch of the Apple computer behind the game I/O port. In addition, a grounding clip is provided which is connected to the cable shield to minimize RF interference. These were the only paddles with an external cable ground.

Pro Paddles

These paddles were by far the most diminutive of those tested. They measure a scant 1-1/2" x 2-1/2" and have a 1" diameter knob. A 3/8" square firebutton is mounted on the back of the paddle. A thoughtful touch is the numbers 0 and 1 inscribed on each knob. This is a far tidier way of identifying paddles than the strips of masking tape I have on the backs of other paddles.

The small size of the Pro Paddles was praised by some members of our panel along with the placement of the firing button which makes it very easy to hold the paddle in one hand using first or middle finger to fire while the other hand controls the rotation. The fire buttons have a very

short throw and a definite tactile feel when contact has been completed which some players found to be an advantage. Having the firing button squarely in the back also does not unduly favor right or left handed people. On the other hand, some people felt that the size of the Pro Paddles was just too small. However, this seemed to be a matter of preference because others liked the size very much.

In place of the flat cables found on many paddles and joysticks, Pro Paddles use a round, 3-1/2' cable for each paddle. While 6" to 12" shorter than most others, the round cables seem to be more flexible than flat ones and the difference in length was not missed. Indeed, if a game extender is used, there is no reason for joystick and paddle cables to be over 2' or 3' long.

The potentiometers in the Pro Paddles seem to be stiffer than others, i.e., more difficult to turn and adjust. One player felt that this was an illusion as a result of the small size. As we did not measure this variable, stiffness remains a subjective observation.

Apparently there are two different designs of the Pro Paddle; please see the photograph which shows the one that we tested.

In summary, the reaction to the Pro Paddle had more subjective factors than most others—small size, button placement, and stiff rotation. Some people liked the Pro Paddles very much while others were lukewarm. The best bet is to look at a pair in your local computer store or at a show before you buy.

Adam and Eve

The Adam and Eve Paddles are an attractive, hand-fitting trapezoidal shape. The firing button is on the left rear side of the case, thus making it easy for both right and left handed players to control. Curiously, paddle 0 is labeled Eve and paddle 1 is labeled Adam.

The knob is just under 1" in diameter which most players found convenient particularly for fast movement from one end of the rotation to the other. Move-

Apple Paddle Controls

Manufacturer	Model Name	Price	Size W x D x H	Table Top Hand rest	Potentiometer Resistance	Potentiometer Trim	Knob Size (in dia.)	Button Size (in dia.)	Button Placement	Tactile Feedback
AJD	[illegible]	$4.95	3.5 x 3.5 x 2.0	Both	n/a	No	0.9	0.5 sq	Rear side	Yes
Apple Computer	Paddles (original)	39.95	2.8 x 3.2 x 0.8	Hand	150K	No	1.0	0.3	Left rear side	Yes
The Keyboard Company	Hand Controller	29.95	2.0 x 4.5 x 1.0 (1)	Both	150K	No	1.0/2.3	1.0 x 0.5	Right side rear	Yes
Computer Works	Pro Paddles	49.95	1.5 x 2.5 x 1.3	Both	150K	No	1.0	0.4 sq	Rear side	Yes
Kraft	Paddles	49.95	(2)							
Tech Designs	Adam and Eve	39.95	2.0 x 3.5 x 1.0 (1)	Both	150K	Yes	0.9	0.4 sq	Left side rear	Yes
TG Products	Super Paddles	39.95	2.0 x 4.0 x 1.0	Both	150K	No	1.4	0.8	Left side rear	Yes
Zircon	Alpha Command	19.95	2.0 x 4.5 x 1.0 (1)	Hand	150K	No	1.0/1.7	0.4	Right side	No

(1) Shape is not rectangular (2) Not available in time for this test

galaxy of features

A GALAXY of features makes the **LNW80** a remarkable computer. As you explore the **LNW80**, you will find the most complete, powerful, ready to run, feature-packed personal and business computer ever made into one compact solid unit.

QUALITY CONSTRUCTION – Instrumental in quality construction with **LNW80** computers apart from all the rest, integrated into the sleek solid steel case of the **LNW80** is a professional 74-key expanded keyboard that includes a twelve key numeric keypad.

HIGH RESOLUTION GRAPHICS & COLOR – The stunning 480 × 192 resolution gives you total display control – in color or black and white. The choice of display formats is yours: 80 or 40 and 32 columns by 24 or 16 lines or any combination of eight colors.

PERFORMANCE – Lift off with a 4MHz Z80A CPU for twice the performance. The **LNW80** outperforms all computers in its class.

MODEL I COMPATIBILITY – The **LNW80** is fully hardware and software compatible with the Model I. Select from a universe of hardware accessories and software – from VisiCalc™ to space games, your **LNW80** will launch you into a new world of computing.

FULLY LOADED – A full package includes an on-board single and double density disk controller for 5 or 8 inch 8, single or double sided disk drives, RS232C communications port, cassette and parallel printer interfaces are standard features and ready to go. All memory is fully installed – 48K RAM, 16K graphics RAM and 12K ROM complete with Microsoft **BASIC**.

Our down to earth price will hand you into orbit.

LNW Research Corp.

CIRCLE 178 ON READER SERVICE CARD

Only Super-Text™ Lets You Choose

...40 character screen display

...or 56 character screen display

...or 70 character screen display

You're a winner when you choose the exciting Super-Text 40/56/70, the only word processor that offers three different screen displays without the use of any additional hardware! At $125.00, Super-Text 40/56/70 gives you features you might not expect for so little cost: page headers and footers, multi-file search and replace, easy to read documentation and quick reference card, and easy text handling all the way through.

And introducing a unique Super-Text feature: design your own characters! Now you can create text in cursive, with accent marks, in any foreign language you need!

Super-Text 40/56/70 . . . another reason why MUSE Software is one step ahead.

For the Apple II with 48K and disk drive, retail price $125.00. Available at computer stores everywhere. Write or call MUSE for information and the name of the dealer nearest you.

MUSE SOFTWARE™

347 N. Charles St.
Baltimore MD 21201 • 301-659-7212

One Step Ahead

CIRCLE 194 ON READER SERVICE CARD

ment of the potentiometers was easy and precise.

The 3/8" square firing button has a very short throw and a positive click when pressed, thus providing both tactile and aural feedback.

Each potentiometer has a trimmer control which allows the paddle to be matched precisely to your computer or particular games. These were the only paddles with an adjustment of this type. This trimmer is also said by the manufacturer to be able to compensate for excessive wear, a useful feature.

The five-foot cables to the paddles are more flexible than most and Tech Designs has thoughtfully provided a stress relief at the DIP connector end to prevent the cable from being pulled out of the back of the Apple.

In summary, we felt the Adam and Eve paddles were exemplary in all regards.

TG Super Paddles

The TG paddles are rectangular in shape with the firing button on the left rear side of the case. This position is suitable for either left or right handed players. The size lends itself to either handheld or table top use.

The firing button is a large 0.6" in diameter but, unfortunately, has a fairly long throw and no positive feedback when contact is made. Some players felt that this button provided less-than-precise control of firing and also contributed to finger fatigue. Other players barely noticed.

The knob was the largest of any paddles tested, 1-1/4" in diameter. Since most games use only a portion of the potentiometer rotation, theoretically a large knob can be adjusted more precisely. Indeed,

with our playing panel, the size led to sharply divided feelings: some players liked the large knob very much and others did not. On the other hand, all players agreed that the TG paddle could be adjusted very precisely and that the potentiometer was exceptionally easy to rotate.

Older TG paddles used a round cable, while new ones are coming through with ribbon cables and improved DIP connections. There are no cable strain reliefs. Paddle 0 is designated by a red TG logo and paddle 1 by a black logo, a thoughtful touch (assuming you can remember which is which).

Zircon Alpha Command

Under pressure from the FCC because of excessive RF radiation, Apple Computer stopped shipping paddles with their computers about 1-1/2 years ago. Did you ever wonder what happened to all of those paddles in stock? Well we can't be sure but indications are that the latest models were brought up by Zircon and are now being offered as the Alpha Command paddles. If they are not the exact Apple paddles, they are an awfully good imitation.

Designed for handheld use, the Alpha Command paddles have a firing button on the right side of the unit. The paddle is shaped so that either left or right handed players will be able to hold it and press the fire button with either thumb, index finger or middle finger. The firing button has a relatively long throw and is concave in shape (outer lip higher than inner part of the button), hence it is somewhat uncomfortable for sustained firing. Also, some of our panelists were not pleased that the button did not provide either tactile or aural feedback.

On the other hand, the two-tiered knob was judged easy to move and met the needs of both those players who like a smaller knob (1" in diameter) and those who like a larger knob (1-3/4" in diameter). Adjustment of the potentiometer was accurate and precise on all games tested.

The cables are round and flexible and just over 4' long. They do not have a strain relief or shielding.

If you are looking for a bare bones, but adequate set of paddles, the price is right on the Alpha Command from Zircon.

BUSINESS OPPORTUNITY

Service & Maintain Coin Operated Micro-Computers In Libraries

DEALER REPRESENTATIVES WANTED PART OR FULL TIME

NO ROYALTIES, NO FRANCHISE FEE

Exceptionally lucrative ground-floor opportunity to participate in the explosive Micro-Computer Market. The Computer Bus offers Community minded Micro-Computer owners the chance to develop their own successful business within a relatively short period of time with this innovative Microcomputer concept. The prospects for success has never been better.

If you are accepted as a Computer Bus "Learning Center" Dealer you will operate your own sales and rental business from your home or office. Featuring a product line of uncompromising quality and outstanding company support.

Investment required $3,000, secured by exclusive computer software and hardware. Selected territory, leads, national and regional advertising, technical support and full training options.

For additional information call toll free
1-800-321-3870
Ohio Residents Call Collect
1-216-256-1817

the COMPUTER BUS

CIRCLE 135 ON READER SERVICE CARD

Extension and Auxilliary Game Port Devices

Name	Manufacturer	Retail Price	Cable Length	Number and Type of Input Sockets
Apple+pander + S	CJM	$84.95	18"	2-Jones
Expandaport	Datamost	69.95	33"	6 DIP (3 switchable)
EX Port	Versa Computing	24.95	24"	1 DIP (Zero insertion pressure)
Game Socket Extender	Happ Electronics	14.95	24"	1 DIP (Zero insertion pressure)
Joyport	Slinky	74.95	34"	2 DIP (2 switchable) 2 DE-9 (2 switchable)
Octa Stick II	Astar International	22.95	6"	1 DE-9
Paddle Adapter	So. Calif. Research Group	29.95	14"	2 DIP (2 switchable)
Paradise Ports	Tech Designs	39.95	16"	4 DIP (3 switchable)
Select A Port	TG	59.95	18"	5 DIP (4 switchable)

EZ Port

E Z Port from Versa Computing is a simple, straightforward extension I/O port for the Apple. It comes with a long 24" ribbon cable which probably makes for less of RF interference but permits E Z Port to be mounted practically any place you desire: top, bottom, right, left, etc.

The device itself measures a diminutive 1-1/2" x 2", just large enough for the cable connector and a zero insertion pressure DIP socket. Using this ZIP socket, you merely plug in the DIP connector from your joystick, paddle, etc, and throw a small switch which engages the connections within the socket. Mounted on the right side of the Apple, pin 1 is up and toward the front, a convenient position since the notched part of DIP plugs corresponds to pin 1. All in all, E Z Port is a simple, handy device.

Happ Game Socket Extender

This simple, functional device consists of a small PC board on which is mounted a zero insertion pressure 16-pin DIP socket with a sticky back designed to be mounted on the right side of the Apple case.

It has a 24" flat ribbon cable which can be snaked through the bottom or top of the Apple terminating in a DIP plug which goes into the game I/O port on the motherboard. To connect paddles or

joysticks, the DIP connector is simply plugged into the ZIP socket and the small lever switch thrown to the up or down position depending on how the board has been mounted.

Although Happ recommends that the board be mounted with the switch in the down position, we found it far more convenient to mount it so it was facing up and toward the front of the Apple case. In this position, pin 1 and 16 are toward the top which conforms to our recommendation identifying the end of the DIP connector with a small dab of liquid paper or white paint. Furthermore, in this position the cable leads to the back of the Apple case and can be neatly snaked out of the way.

The device works well and is a bargain at the suggested $14.95 retail price.

A second version, Model GS-2, is the same as the GS-1 with the addition of an extra female socket on the male plug end (inside the Apple case). This is useful for certain decoder chips and other devices which must always be plugged in and work in parallel with paddles, joysticks, etc.

Paradise Ports

On the 2-1/2" x 3-1/2" surface of this game extender device are mounted two switches and a jack to the 18" cable that plugs into the Apple game port. In addition, four sockets are provided to plug in paddles, joysticks, etc. The design is unusual in that the sockets are actually a part of the printed circuit board itself. Sockets A, B and C are switchable, while socket D is permanently wired in parallel with the Apple game port. Socket A always goes into paddle port 0 and 1, while socket C always goes into paddle ports 2 and 3. Socket B may be switch selected for either one or both.

The entire back of the blue printed circuit board is covered by a rubber cushion pad. Together, the PC board and pad are

only 3/16" thick. While the instructions state that Paradise Ports is "mountable on Apple case," short of using Contact cement or drilling screw holes, we could not figure out an easy way to mount it on the case. Nevertheless, its compact size means it does not take up much space on a desk or table.

TG Select-A-Port

Select-A-Port is an extender which allows up to five devices to be selected singly or simultaneously for input to the Apple. It is relatively compact, measuring 6" x 3" x 1/2" and has five DIP sockets with a switch above each one. With four small rubber feet, it can be used flat on the surface of a table or a desk or even the top of the Apple. In addition, two small plastic mounting brackets are included which permit it to be suspended from the cooling fins on the left or right side of the computer.

Socket number 1 is a non-switchable socket which directly parallels the game I/O port. This is for sensitive devices with which diode isolation would interfere.

Sockets 2-5 are diode-isolated and switch selectable. Socket 2 modifies the device

You Missed It??!!

Purchasing programs without **Strictly Soft Ware's** catalog is like playing "Bandits*" while blindfolded. But *with* our catalog, you'll play the software purchasing game with your eyes wide open.

You'll want **Strictly Soft Ware's** free catalog for the prices alone—yet there's more: our listings are comprehensive, informative, and designed for easy reference.

And with **Strictly Soft Ware** you'll find superior technical advice and customer service, a broad selection, and amazing monthly specials.

So find out what you're missing. Phone (toll-free) **1-800-848-5253** for our free Summer (Apple or IBM) catalog. It's a real eye-opener!

SPECIALS

Lal Pak	$22.95	Dueling Digits	$19.95
Olympic Decathlon	$19.95	Marauder	$22.95
Bandits	$23.95	Frogger	$22.95
Raster Blaster	$19.95	Serpentine	$19.95
Labyrinth	$19.95	Cyclon Masters	$28.99

IBM • SPECIALS • IBM

Visicalc	$189.99	Wordstar	$289.99
Desktop Plan	$249.99	Deadline	$39.99
FMS II	$94.99	Temple of Apshai	$32.99
Home Accountant	$119.99	Zork I	$32.99
Visi Trend/Plot	$249.99	Zork II	$32.99

Phone Now For Our 32-Page Catalog!

Specials in effect until September 1

VISA

We take Master Card or VISA (include card # and expiration date). Ohio residents add 5.5% tax. Include $3.00 for postage. No minimum if check accompanies order.

Send for free catalog. Prices subject to change. Hrs.: 9-9 weekdays 9-5 Sat.

Strictly Soft Ware
Post Office Box 338
Granville, Ohio 43023
order by phone **800-848-5253**
in Ohio **614-587-2338**

The Source Software
Apple is a registered trademark of Apple Computer, Inc.
VISA is a registered trademark of International Business Machines Corp.
"Dueling Digits" by Sierra

CIRCLE 244 ON READER SERVICE CARD

plugged into to it to operate paddles two and three which is useful in applications requiring dual joysticks or four game paddles. Sockets 3 to 5 parallel the game I/O port and are useful for paddles, joystick, light pen, etc.

The instructions provided with Select-A-Port are scant but sufficient.

Select-A-Port is well designed and functional. We particularly like the individual switches on each port which allow external devices to be used one at a time or several simultaneously, something not possible with other extension port devices. The compact size is also a decided plus.

Paddle Adapple

Paddle Adapple goes one step beyond a game port extender in that it may be used in two modes. First, it may be used as a simple switch between two game ports; second, it allows for up to four paddles or two joysticks to be input to the Apple.

Paddle Adapple consists of a 2" x 3" sticky backed PC board on which are mounted three DIP sockets (one input, two output), a small switch, and a jumper socket.

To use Paddle Adapple as a switch, one device is simply plugged into DIP socket A and the other into B. The small side switch is moved to either position A or B thus selecting that device. In this mode the six jumpers installed with the unit as it is shipped are left in place. However, it is possible to change two jumpers to reverse paddle 0 and paddle 1 in case you have worn out your paddle 0 from playing too many games.

The second mode of operation uses the jumper socket to provide a wide range of input combinations to the Apple. For example, two joysticks or four paddle controls maybe input simultaneously to ports 0, 1, 2 and 3. Unfortunately, although the Apple accepts input from four devices,

it only has three "fire button" inputs. However, a fourth input is possible using the cassette input jack at the rear of the computer. Paddle Adapple includes a plug and cable to go between the cassette input jack and the jumper socket on the unit. For those into it, this will allow four-player paddle/fire button games to be written.

The jumpers can also be used to exchange the X and Y axis on joysticks, use a light pen and paddles (or joysticks) simultaneously, or use shift key modifications that plug into the game I/O socket.

The 14" cable on the Paddle Adapple permits it to be mounted any place on the right side of the computer. Our one minor complaint is that the two output sockets are not zero insertion pressure sockets. Although theoretically one should not be changing devices around much with Paddle Adapple, we regularly use three, and occasionally four, devices which must be plugged in through the game I/O port. Thus, we prefer zero insertion pressure sockets.

Another minor complaint: when mounted on the right side of the Apple case, pin 1 is down to the rear, which is not the "natural" way one might expect to plug in a device. This is a very minor complaint, as the manufacturer obviously did not intend that the devices be plugged and unplugged from Paddle Adapple with any frequency.

Paddle Adapple comes with six extra jumper cables—enough for doing practically anything as well as replacing a cable or two. It also includes a cassette input cable and a comprehensive eight-page instruction manual.

Expandaport

Measuring 6" x 4" x 2", Expandaport was physically one of the largest extension port devices that we tested. Its six input DIP sockets were also more than found on any other device. They are clustered in three pairs on the top of the unit along with a small three-position toggle switch.

The instructions recommend that connector J-1 be used for game paddles and J-2 for a joystick. J-3 is wired for an additional joystick input (or two paddles) to ports 2 and 3. It is recommended that J-4 be used for a lightpen. These three inputs (J-1, J-2 and J-3 together and J-4) are selected with the three-position toggle switch.

Two additional sockets labeled J-5 are also available. It was not clear from the instructions how these were selected. Trial and error proved that they were both permanently wired in parallel with the input I/O and the position of the switch has no effect on them.

Expandaport also has a small speaker mounted in the left side of the unit and a

cable which plugs into the Apple speaker connector on the right front of the motherboard. We have long been proponents of an external speaker for the Apple and found that it has ample power to drive a good quality 8 ohm extension unit. Indeed, the volume from an inexpensive $15 or $20 speaker is five to six times that from the internal Apple speaker. Thus, we had great expectations for the Expandaport extension speaker. Alas, the reality is that the sound is of lower volume and quality than that provided by the internal Apple speaker. The speaker in Expandaport is smaller than that in the Apple and has a sound reminiscent of the earphones that came with early transistor radios.

Expandaport comes with a generous 33" cable. Unfortunately, the instructions are not equally generous in their explanation of how to use the device. The best part of the instructions is the program which tests every function of every device that can be plugged into Expandaport. On the other hand, the instructions do not tell the user what to do about software protection devices, and lower case adaptors, which may require use of the game I/O. (They can be plugged into J-5.)

In summary, for most applications, the paucity of instructions will pose no problem. Our advice: ignore the speaker and look at Expandaport as a versatile, convenient, expansion I/O port device.

CJM Applexpander + S

The Applexpander is part of the CJM Microsystem, a comprehensive input, output and control system for the Apple. It differs from all the other expanders in that the Applexpander uses Cinch Jones plugs and sockets, thereby requiring the purchaser to use only CJM components. A Jones plug to DIP socket converter is offered by CJM, but that seems to be defeating the purpose of the Microsystem.

As mentioned, this is more than just an extension port. We will first look at the input capabilities and then the output/control capabilities. Like other expansion devices, the 18" ribbon connector is designed to snake through the top of the Apple case after it has been plugged into the Apple game I/O port. The instructions refer to a diagram A for mounting the

Boldly Go Where No Drive Has Taken You Before...

Give your APPLE II® a Fourth Dimension — the totally compatible 5¼" drive that takes your system farther, faster. With read/write electronics so advanced that reading errors are virtually eliminated. With a track zero microswitch that keeps foot and track access smooth and quiet. With the ability to read half-track software and up to 143,360 bytes on DOS 3.3®. With similar performance on DOS 3.2.1®, Pascal® or CP/M® operating systems. And, the disk enclosure mates perfectly with APPLE cabinetry.

EXTENDED WARRANTY — We offer a 12 month parts and labor warranty extension at no cost to you.

IMMEDIATE DELIVERY — Immediately available in quantity. We offer same-day shipment if your order is received by noon (PST).

$30 FACTORY REBATE — Receive a $30 factory rebate if the warranty card is received by us on or before August 31, 1982. See participating dealer, or call direct. Suggested Retail Price: $419.00.

TAKE YOUR APPLE TO THE LIMIT WITH A FOURTH DIMENSION DRIVE.
Ask for additional information. Dealer inquiries invited. Contact:

Fourth Dimension Systems
3100 W. Warner Avenue, #7/Dept. C
Santa Ana, CA 92704
(714) 850-1520

FOURTH DIMENSION SYSTEMS

Mastercard and Visa accepted.

Right away, you can see a difference.

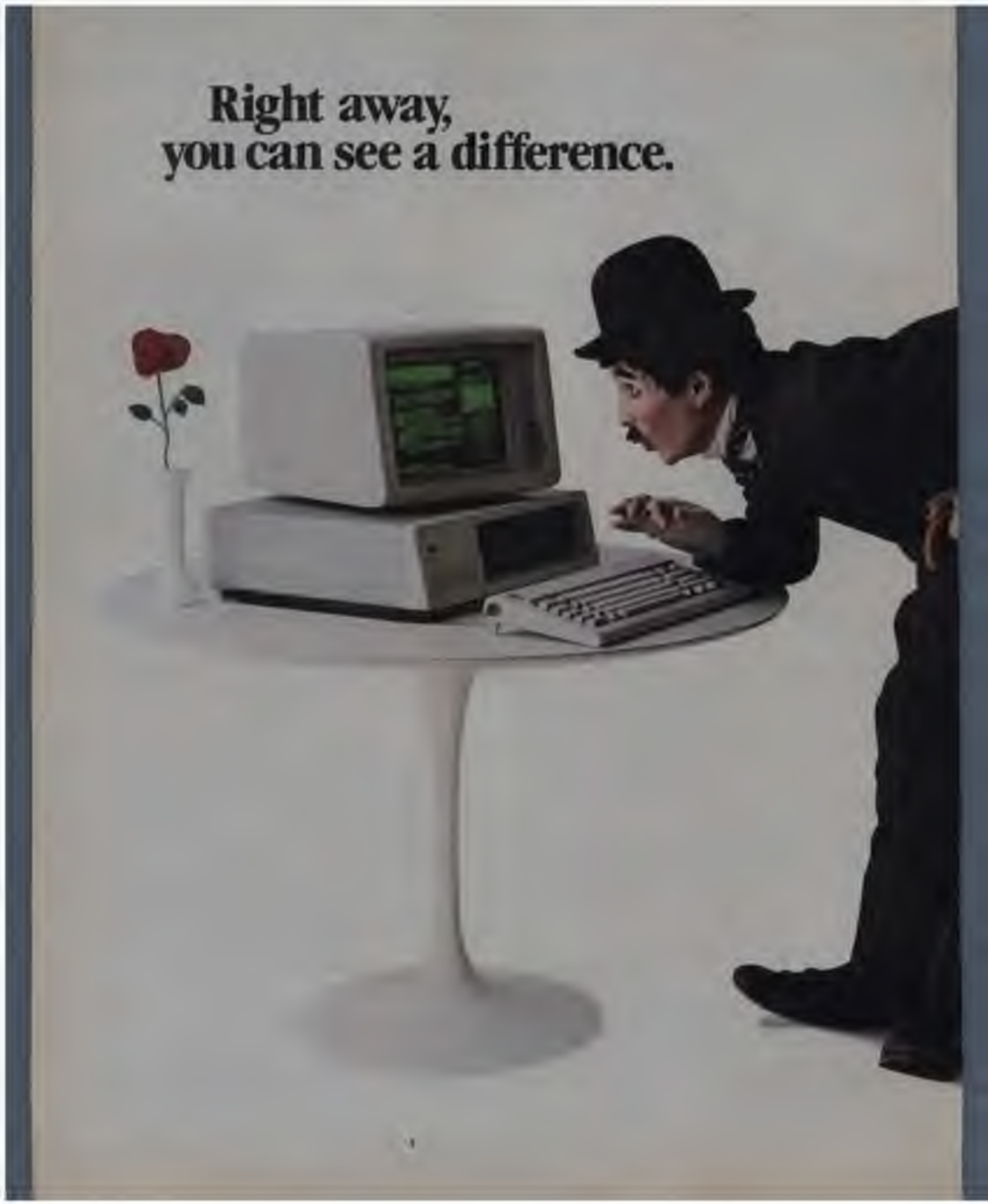

Stop in a store near you. Take a look.

You'll be instantly taken with some of the features that make the IBM Personal Computer so different.

Like the non-glare screen—easy on the eyes during those number-crunching tasks like payroll and general ledger.

80 characters a line—with upper and lower case letters for a quick and easy read.

And the flexibility of a system that lets you move the components around at will. (To get really comfortable, try the keyboard on your lap and put your feet up.)

Go ahead, compare.

As you progress from casual observer to comparison shopper, you'll want the inside story of the IBM Personal Computer.

Like user memory expandable up to 256KB. And 40KB of permanent memory. (Which not only includes the BASIC language, but diagnostic instructions that automatically check the system every time you turn it on.)

A 16-bit microprocessor that can improve speed and productivity.

A mix of crisp text and high-resolution color graphics on your own TV set—clearly helpful for creating charts to target forecasts and trends.

Or the 10 programmable function keys that let you bid goodbye to the tedium of repetitious tasks.

And the list goes on. Which is why we've included a box (at right) that tells all.

There's more than meets the eye.

Some of the best things about the IBM Personal Computer aren't part of the computer.

Like the instruction manuals that help you set up your system and teach you to use it with the greatest of ease.

IBM PERSONAL COMPUTER SPECIFICATIONS

User Memory

Microprocessor

Auxiliary Memory

Keyboard

Diagnostics

Display Screen

Operating Systems

Languages

Printer

Permanent Memory

Color/Graphics

Communications

*ADVANCED FEATURES FOR PERSONAL COMPUTERS

And an expanding library of software programs that meet IBM's demanding specifications.

Programs for business. Education. The lab and the home. Programs that make the IBM Personal Computer *your* tool for modern times.

See for yourself.

The quality, power and performance of the IBM Personal Computer are what you'd expect from IBM. The price isn't.

So stop in and take a look.

Visit an authorized IBM Personal Computer dealer. For a store near you, (or for information from IBM about quantity purchases) call (800) 447-4700. In Illinois, (800) 322-4400. In Alaska or Hawaii, (800) 447-0890.

IBM®

The IBM Personal Computer
A tool for modern times

CIRCLE 172 ON READER SERVICE CARD

A2-PB1

PINBALL

Experience A2-PB1 PINBALL, the ultimate in arcade simulation. If you're already familiar with other pinball games, discover what a real pinball simulation is all about. 48K Apple II disk, $29.95

Features

- 10 selectable modes of play, including *Easy, Competition, High Speed,* and *Cosmic.*
- 40 user-adjustable parameters: create and save your own custom games.
- an instruction card, a hi-score disk label, and a 16-page manual explaining all of the variations available.

subLOGIC

Communications Corp.
713 Edgebrook Drive
Champaign, IL 61820
(217) 359-8482
Telex: 206995

CIRCLE 185 ON READER SERVICE CARD

See your dealer . . . and see what you've been missing!

For mail orders, add $1.00 and specify UPS or first class mail. Illinois residents add 5% sales tax. Visa and MasterCard accepted.

Apple is a registered trademark of Apple Computer Inc.

Applespander on the case, but there was no such diagram in the manual. On the other hand, it was not difficult from the position of the sticky backed tape on the side of Applespander to determine how it should be mounted on the right side of the Apple case.

Applespander has two input sockets which can accept the usual two paddles, one joystick, light pen, or other input sensor as long as the device terminates in a Cinch Jones P-306 CCT plug. A full complement of such devices is available from CJM or the Jones plug may be installed on the cable of existing devices. Although a wiring diagram is provided in the back of the manual, we don't recommended doing this if it is your first construction project. If you have built at least one Heathkit, you'll have no trouble installing a Jones plug.

Input socket 1 is connected to paddle port 0 and 1, while input socket 2 goes into ports 2 and 3. These are not switched sockets; both are permanently connected. Five pages in the rather comprehensive manual are devoted to describing the operation of paddles and joysticks as graphics and game input devices. Five sample programs are included which demonstrate these concepts.

The "+ 5" in the name of the device refers to "+ Speaker." Three twisted wires from the Applespander are snaked through a cooling slot and are used to connect to the internal Apple speaker output and the speaker itself. Applespander has a mini phone jack on the left front of the unit which provides for an external speaker to be plugged in. Additionally, Applespander has a volume control which adjusts the volume of the internal or external speaker. If an external speaker is plugged in, the internal one is automatically turned off.

Although the Apple accepts input from four potentiometer devices, it only accepts three switch inputs through the game port. Assuming one has the CJM Microstick, switches 0 and 1 are located on it. However, for some applications it may be desirable to be able to trigger the third switch (SW2) without having another joystick or set of paddles. Applespander provides this capability in the form of a small pushbutton switch on the case of the unit.

Located adjacent to the pushbutton for switch 2 is a mini-jack. The function of this jack is to allow an external switch to be read into the SW2 input. The switch and jack are in series. The jack accepts only normally closed switches, but any number of these external NC switches can be wired in series and plugged into the mini-jack. If one of the switches is thrown, then the Apple will read SW2 as thrown.

This type of system can be used for security. For example, a series of switches around the house can be wired in series and if any one of them is thrown, the Apple would "know" it and could turn on an output module through the control box described below which, in turn, could turn on an alarm.

Another application might be a "fakeale," in which the Apple is used as a controller. Tripping a foot switch would halt the Apple and the system would shut down with the Apple signaling a warning.

In addition to the input ports on the game I/O, the Apple also has four annunciator outputs. These outputs are controlled by "soft switches," which is the term used to designate an output which is switched on from one memory location and switched off from another. For example, for annunciator 0, memory location -16295 is the on switch and -16296 is the off. To throw the switch on or off, an appropriate memory location should be loaded with 00. This is accomplished with POKE (address) 00 from Basic or, from machine language, a LDA $$00 then STA (hex address). These routines are fully described in the CJM Microsystem instruction manual.

You may be saying, "This is fine, but what's it good for?" By itself, not much. But with an additional relay control module, these output switches can be used to control a wide variety of household devices such as a video tape recorder, lights, security devices, hi-fi system, or anything at all that can be turned on or off. In other words, with the addition of a relay box, the Apple soft switch becomes a real-world hardware switch.

In summary, the Applespander +5 is the heart of the comprehensive CJM Microsystem. The rugged Jones plugs will probably last far longer than the Apple itself. Used only as an extender, the unit is somewhat pricey. However, considering the additional output and control capabilities, the extension speaker, and the access to switch 2 open up many new possibilities and put the CJM Microsystem into a unique niche in the market.

LITTLE HUSTLER FAN

Knapp Electric & Novelty Co.,

Sirius Joyport

(Review by Russell J. Ross.)

The Joyport is Sirius Software's first foray into the hardware field. It consists of a small plastic case about 6"x 4"x 1" that contains four I/O ports. The joyport serves as a game socket extension. In addition, it is an expansion to allow the use of two sets of Apple game paddles (with all four pushbuttons operational) as well as two Atari-type joysticks.

The Joyport user's manual is a 25-page document that contains several diagrams to aid in proper installation. The manual also contains instructions on using the Joyport and many listings of two example programs, one in Applesoft Basic and the other in Pascal.

Besides extending the game I/O socket, the Joyport also allows the Apple to recognize input from Atari-type joysticks. Two switches on top of the Joyport allow you to select which device (or devices) plugged into the Joyport will be active. One switch allows you to choose between activating the two Atari ports (front) and the two Apple ports (back). A second switch allows you to choose whether the left, right, or both ports are activated.

Before going any further let's set the record straight about some of the things that the Joyport cannot do. Most important: existing programs that use Apple game paddles will not work automatically with Atari joysticks once the Joyport is installed.

Games that use game paddles will be completely compatible with the Joyport when you use game paddles plugged into the Joyport. If you want to use Atari joysticks you must either modify your games yourself, or buy software written expressly for use with the Joyport and Atari joysticks.

Why hasn't someone come out with an adapter for the Atari joystick before now? Simple: the Atari joystick works on a completely different principle than Apple game paddles or joysticks. The Atari joystick consists of five switches, that's all. No potentiometer, just five switches. One of these switches is for the fire button, the other four represent the four cardinal points of the compass. If you push the joystick left, the "west" button will be depressed internally. If you push the joystick down and to the right, both the "south" and "east" buttons will be depressed. Diagonal movement is detected when two buttons are depressed simultaneously (e.g., up and left equals north-west).

In order to obtain values for all five switches, the Joyport must be accessed twice. The first time, annunciator 1 is "off" (accessing location $C05A will turn it off) and the Joyport returns values for the fire, "east" and "west" buttons in the

locations for pushbuttons 0, 1, and 2 respectively. Accessing location $C05B (turning annunciator 1 "on") will signal the Joyport to return values for the fire, "north," and "south" buttons in the same three locations.

Thus, to obtain values for all five buttons, first look at locations $C061-$C063 with annunciator 1 "off" to read values for the fire, "east" and "west" buttons. Then access locations $C062 and $C063 again with annunciator 1 "on" to get values for the "north" and "south" buttons.

As you can see, the Atari joysticks will behave much differently from Apple game paddles. They have absolutely no effect on the game controller locations ($C064-$C067) that are used to interpret the current paddle position. It is for this reason that existing software will not automatically run using Atari joysticks instead of Apple paddles.

Despite the incompatibility, the Atari joystick provides another distinct advantage: input can be obtained much more rapidly. This is because of the way the Apple paddle works. To read the paddle, the timing circuit is reset and all game controller locations are set high (they contain values greater than 127). The time it takes for each location to drop below 128 is proportional to the setting of the game paddle. Button inputs can be read with virtually no time delay.

Another difference is that the Apple paddle pushbutton locations will contain a value greater than 127 if the button is being pressed. The Atari joystick buttons

cause just the opposite to take place: a value less than or equal to 127 signifies the button has just been pressed. This is a function of the Joyport. It ensures compatibility with the shift-key to pushbutton input two (pin 4) modification many users have made.

How does the Joyport work when the back switch is set to "both"? This position indicates pushbutton input should be accepted from both devices on the active side of the Joyport.

With the back switch set to "both," paddles 0 and 1 are obtained from the left side of the Joyport and paddles 2 and 3 are obtained from the right side. Turning annunciator 0 "off" (accessing location $C058) will allow pushbutton inputs on the left side to be read normally. Switching it "on" (referencing location $C059) allows pushbuttons on the right to be read.

The Atari inputs are obtained a little differently. A second annunciator (number 0) must be "on" when input is to be read from the left side and "off" when input is to be read from the right side. The table shows all the combinations of this switch.

```
[illegible]
[illegible]
[illegible]
[illegible]
[illegible]
[illegible]
[illegible]
[illegible]
[illegible]
[illegible]
[illegible]
```

Listing 1. Patch that will let you play Creative Computing's Super Invader with an Atari joystick using Sirius Joyport.

Software Compatibility

As you can see, a program must be written specifically to take advantage of the Joyport, or it must be modified to do so. I have succeeded in modifying a few of my shoot-'em-up games to accept input from the Atari joystick, and am quite pleased with the results.

Listing 1 shows the steps necessary to convert Creative Computing's *Super Invader*. You may wish to check the starting address of your version by typing: PRINT PEEK(-21902) + 256 * PEEK(-21901) after you have BLOADed the program. If the result is 512, you can follow the steps as shown in the table. If the address is 768, use the modified version by typing BSAVE INVADERS 1803V-PORT,A768,L24100.

Sirius is currently marketing several games that may be played with an Atari joystick connected to the Joyport. These include *Gorgon*, *Copts and Robbers*, *Outpost*, *Hulbot*, *Snake Byte*, *Twerps* and *Rosy*. Gebelli's *Horizon V* may also be played with an Atari joystick by typing control-shift-p at the beginning of the game. Sirius has sent free Joyports to some of the major game publishers, including On-Line and Broderbund, in order to encourage development of compatible software.

The Joyport has a suggested retail price of $74.95 and includes a copy of *Computer Football* (1-4 players).

It should be emphasized that although the Sirius Joyport and Astar Octa Stick both accept input from a switch-type Atari joystick, they are not interchangeable. (See Octa Stick review below.)

Atari Mode Function Selection

Controller Select Switch Setting	Annunciator #1	Button 0 $C061 - 16287	Button 1 $C062 - 16286	Button 2 $C063 - 16285
Left	On	Fire-1	Up-1	Down-1
	Off	Fire-1	Left-1	Right-1
Right	On	Fire-2	Up-2	Down-2
	Off	Fire-2	Left-2	Right-2

Controller Select In Middle

Annunciator #0	Annunciator #1	Button 0 $C061 - 16287	Button 1 $C062 - 16286	Button 2 $C063 - 16285
On	On	Fire-1	Up-1	Down-1
	Off	Fire-1	Left-1	Right-1
Off	On	Fire-2	Up-2	Down-2
	Off	Fire-2	Left-2	Right-2

Atari mode function selection. With the annunciators and the controller select switch of the Joyport set as shown, locations $C061-$C063 will indicate a movement in the specified direction.

Astar Octa Stick - II

The Octa Stick II is an interface for using an Atari-type joystick with an Apple. As mentioned above, this type of joystick, if either completely on or off in a direction and, if pushed diagonally, can activate two switches.

The heart of the mechanism is a small

interface consisting of a 16-pin DIP plug, a male receptacle for a DE-9 Atari joystick plug, some resistors and relays and two trim potentiometers.

Since this type of joystick returns only three values in each of two directions (center, up, down or center, left, right), the center value may have to be adjusted so it does not look to the program as though the joystick has been pressed. "Normally" the three values returned are 0, 127, and 255. However, a program written for both continuously variable as well as switch-type joysticks may be written to accept the values 100, 120 and 140 indicating directional movements. For a program of this sort, it may be necessary to adjust the center (off) value of Octa Stick.

It should be emphasized that although the Octa Stick interface and Sirius Joyport both accept input from a switch-type joystick, the output to the computer is quite different. Octa Stick puts out three resistance values which can be thought of as simulating the left, middle and right position of a potentiometer-type joystick. Games written for the Sirius Joyport cannot be used with Octa Stick while games like *Thief* and *Snack Attack* work well with Octa Stick but not the Joyport.

The Octa Stick-II interface has a sticky back permitting it to be mounted on the side of the Apple. Unfortunately, the cable is only six inches long which means that if Octa Stick is one's only interface, it must be mounted well to the back of the Apple case. However, if it is used in conjunction with an extension port it can be mounted toward the front right of the case.

In summary, we found the Octa Stick interface with a Newport or Atari joystick considerably better than potentiometer-type joysticks for playing the Pac-Man and Berserk families of games.

Time Is Running Out!

Can you succeed at a test of Fire! Guide your mechanical Firebug through an increasingly complicated five-level maze using your Apple™ keyboard or joystick. Make it pick up and drop "gas cans" to destroy the maze for bonus points as it heads for the exit! A fuse is burning behind your Firebug, so your time is short. If you're good enough to destroy all the walls on your race through the mazes, you can add your initials to the Firebug Great Scores List!

Firebug™—a challenge for the Apple II™ with 48K, disk drive, retail price 24.95. Available at computer stores everywhere and from MUSE, innovators in fun and fantasy for the Apple computer.

Apple II is a trademark of Apple Computer Corp.

MUSE
SOFTWARE™
347 N. Charles St.
Baltimore, MD 21201
(301) 659-7212

CIRCLE 195 ON READER SERVICE CARD

THE SUPERPLOTTER©



For use with Apple™ Computer Systems

The Superplotter is a highly versatile business, engineering, educational, math and graphics application package featuring:

Standard Bar Graphs•Point and Line Graphs•Graphics Display of any Mathematical Function•Least Squares Polynomial Curvefit Generation•Keyboard Image Shape Tablet and User Tablet•Automatic Graphics Disk Storage and Recall•Data File Editor•Automatic Disk Storage and Recall of Editor Data Files•Overlay Modes•Graphics Screen Text Editor



Data may be input directly or from previously generated data files. Comprehensive documentation is provided including printer listing instructions and directions for accessing data files created by other programs (Applesoft Automatic and ASCII Text files).



$69.95

Use your local dealer for a demonstration or write direct from:

Dickens Data Systems
[illegible]
outside Georgia
[illegible]
U.S. VISA & MasterCard accepted
Mail Orders: Add $2.00 for shipping and handling
($3.00 outside the USA)

CIRCLE 154 ON READER SERVICE CARD

Manufacturers of Joysticks, Paddles and Game Port Extenders

A2D Company
P.O. Box 6471
Greenville, SC 29606
(803) 297-0552

Astar International Co.
5676 Francis Ave.
Chino, CA 91710
(714) 627-9887

BMP Enterprises
(address not available)

CBM Industries
P.O. Box 2367
Reston, VA 22090
(703) 435-2991

Computer Works
Distributor:
Rainbow Computing
19517 Business Center Dr.
Northridge, CA 91324
(213) 349-5560

Datamost
9748 Cozycroft Ave.
Chatsworth, CA 91324
(213) 701-5161

Happ Electronics, Inc.
4640 Island View
Oshkosh, WI 54901
(414) 231-5128

The Keyboard Company
Company name changed to:
Apple Computer Accessory Products Division
7151 Patterson Dr.
Garden Grove, CA 92641
(714) 891-5831

Kraft Systems, Inc.
430 W. California Ave.
Vista, CA 92083
(714) 724-7146

Newport Machine Design
East coast distributor:
Game-Tech
283 Broadway
Arlington, MA 02174
(617) 648-3230

West coast distributor:
G.A.M.E.S.
8626 Vaiden St.
Van Nuys, CA 91406
(213) 781-1300

Sirius Software, Inc.
10364 Rockingham Dr.
Sacramento, CA 95827
(916) 920-1195

Southern Calif. Research Group
P.O. Box 2231
Goleta, CA 93118
(805) 685-1931

Syntronics, Inc.
P.O. Box 601
St. Clair Shores, MI 48081
(313) 773-9583

Tech Designs
3638 Grosvenor Dr.
Ellicott City, MD 21043

TG Products*
P.O. Box 2931
Richardson, TX 75080

Versa Computing, Inc.*
3541 Old Conejo Rd., Suite 104
Newbury Park, CA 91320
(805) 499-8600

Zircon International, Inc.
475 Vanell Way
Campbell, CA 95008
(408) 866-8601

* TG and Versa products are available mail order from:
Peripherals Plus
39 E. Hanover Ave.
Morris Plains, NJ 07950
(800) 631-6112

NEW!

Lowest Price Anywhere . . .

SMITH-CORONA-TPI

$649.

We'll beat any price!

LETTER QUALITY ELECTRONIC TEXT PRINTER

An advanced microprocessor controlled daisy wheel printer • Fully formed letter quality printing • Speed—120 words per minute • Simple • Reliable • User "friendly" operator controls • Available with parallel or serial data interface • 10 or 12 characters per inch • Six fonts for each pitch • Handles single sheets or continuous forms up to 5 parts • Tractor optional • Noise level—62 dB or better • 117VAC or 240VAC • 50/60 HZ.

Terms of sale: bank wire transfer, certified or cashier's check, or money order. Please include telephone number with order. PA residents add 6% sales tax. Advertised price is for pre-paid orders F.O.B. shipping point. Price subject to change without notice. Manufacturer's warranty only.

To Order, Write . . .
or Call Toll Free:
800-523-1449
In PA (215) 644-6341

SPECTRA MARKETING
600 Swedesford Rd. Berwyn, PA 19312

CIRCLE 257 ON READER SERVICE CARD

The Ultimate Experience in Alien Invasion . . . .

MARAUDER

AN OUTSTANDING
ARCADE ENDEAVOR
BY
[illegible]
AND
ERIC HAMMOND

MARAUDER [illegible] Apple II/II Plus with DOS 3.2 or 3.3 [illegible] available now for 64K on disk from your local software store or direct [illegible]

ON-LINE systems

CIRCLE 210 ON READER SERVICE CARD

[illegible] MUDGE RANCH ROAD • COARSEGOLD, CA [illegible]

Add $1.00 for shipping
Visa, MasterCharge, Check, C.O.D.

The Book

That's an Open Door to the Computer Future

KIDS & THE APPLE is its name, and its game is to prepare your child, or any child, to take his or her place as a member of the computer generation by teaching them the mysteries of the Apple* computer in ways they'll love and enjoy. Don't be surprised if you will also learn along with your child.

The kids of today are fascinated by computers to start with. And that's great, because it means **they're eager** to learn. But, until this book by Edward H. Carlson, learning about the Apple was a fumbling, bumbling effort for a child.

KIDS & THE APPLE was designed in every aspect to lead them gently, interestingly yet quickly into the computer world. First, it's a large 8½ by 11 book which can be opened flat for ease of use. Second, there are 35 chapters, each one building upon the knowledge of the prior chapter – and it's loaded with dozens and dozens of cartoons which make a point as they amuse.

At computer stores, or from:

The educational book division of

DATAMOST

9748 Cozycroft Ave
Chatsworth, CA 91311 (213) 709-1202

CIRCLE 153 ON READER SERVICE CARD

Then, there are special sections for a parent or teacher to use so they can work along with the kids, if they wish, and help them over any rough spots.

Perhaps the major reasons the kids will love this book is that it is **truly** written so they can easily understand it (without a lot of confusing technical language) . . . and that they see on-screen results almost immediately! Right away they realize they'll soon be programming their Apple, making their own games! . . . or creating other programs for school or work or to play.

The computer world is roaring toward us. To be successful at work, school or even play, a child will have to be knowledgeable about computers. Make sure your favorite child is prepared for the challenge. With KIDS & THE APPLE at his side, he'll enjoy learning and you'll know you've prepared him or her for a successful future. Only $19.95

*Apple is a trademark of Apple Computer, Inc.

creative computing software evaluation

Keys to Success

Mike Coffey

How would you like to type whatever you want and have a machine remember it? Would you like to type any word and have that machine tell you everything it knows about it?

Imagine underlining the most important words in a letter and asking a secretary to file it. If you underline more than one word, the secretary may file a copy of the letter under each word, or may file the original in one place and a note, referring to the letter, under each of the other underlined words.

A keyword database program can play the role of the secretary in the above scenario. You type anything at all into the computer and, instead of underlining, you stroke a control key to indicate which words are key words. The computer will save your text on disk and will enter your key words into an index, enabling it to retrieve the text quickly at your command.

We reviewed three keyword database programs and found them all quite interesting. They all allow free-form text entry with full cursor movement. They all can very quickly retrieve information based on a key and they all are fairly easy to learn and use. They all work on Apple II computers and two of them also work on other computers.

The differences among the programs have to do with their operating environment (what you need to have to use them), their relationship to other programs you may use and the degree to which they support or encourage performing of data.

Datafax

Datafax by Link Systems, of Santa Monica, California, is designed for the USCD Pascal environment. You can use *Datafax* on any Apple II with 64K of memory. The program is designed to use two floppy disks, but can be used with just one drive.

The program can make full use of a hard disk, disk emulator in RAM and almost any other peripheral that works with Apple Pascal. Link Systems has promised versions of this program in IBM PC and Apple III formats, though we have not seen either of those.

With *Datafax*, you organize your information into *folders*, storing or recalling a folder's worth of information in each operation. You can type anything at all into a folder, filling as many pages as you like.

Datafax generally uses a one-line menu to tell you which commands you can use. Most commands are invoked by stroking a single key. The main menu lets you move from folder to folder using commands like E to examine folders, S to scan through several folders, P to print the contents of folders, D to delete folders, and N to create new folders.

Let's look at some of these operations in more detail. If you have stored information about all your favorite trees, you could press "S" for scan and then type the word "oak" to scan through all the folders that are filed under the word "oak." *Datafax* will now consult its index and show you a list of all the first lines of all the folders it found.

This list of first lines now acts as a menu. By stroking a single key, you can bring any of the chosen folders into full view. Also by stroking a single key, you may copy, print or delete any of the chosen folders. Best of all, you can alternate between the menu and the viewing of folders, deleting and printing things after taking one last look at them.

creative computing

SOFTWARE PROFILE

Name: Datafax

Type: Keyword filer

System: Apple II 64K, Disk drive
Apple III 128k

Format: Disk II (16 sector) or Disk III (for Apple III)

Language: Pascal

Summary: Best bet for free form filing

Price: $199 (Apple II) $249 (Apple III)

Manufacturer:
Link Systems
1640 19th St.
Santa Monica, CA 90404

If you choose to read the folder, you may add text to it or change anything in it and send it back to the disk either replacing or coexisting with the old folder.

Editing Folders

Datafax includes one of the best screen editors available today. Like those in the other two programs, it can insert and delete characters and lines and it does so with single-key commands. Unlike the other programs, the *Datafax* editor can be redesigned by the person using it. If you don't like typing ctrl-P to move the cursor up and ctrl-L to move the cursor down, you can change those commands to suit your taste.

There are just a few unfortunate drawbacks in the *Datafax* editor. The "insert character" and "insert line" commands can cause characters to be lost from the end of the line or screen. To mitigate this effect, *Datafax* warns you when you are about to lose a line, forcing you to confirm your intention before completing the operation.

Datafax allows a folder to contain more than one screen full of text and its editor includes commands for inserting, deleting and copying screens. The major limitation is that, unlike a word processor, *Datafax* does not carry you automatically from the bottom of one screen to the beginning of the next. The other big problem is that you can not incorporate screens from several different folders into one folder.

Here's The Key

When typing your text you can establish a word as a key by pressing one control key after typing the word. You can also back up and turn any previously typed word into a key word using the same control key. If the desired word does not actually appear within your text, you can summon the key-menu which lets you review your key selections for a folder and add or delete keys. You may establish as many keys as you like for each folder.

Summary of Datafax

Datafax fits my design of a key word database perfectly. All I want is a full-screen editor and a keyword retrieval method. I want a program that is easy to use and that can cooperate with other programs. *Datafax* performs the assignment elegantly.

Datafax Scan command.

Visidex

Visidex, published by Visicorp, is designed for the standard Apple II Plus with a disk drive. You can use a printer with *Visidex*, but forget about hard disks, 80-column cards and other high performance peripherals.

Visidex offers a few enhancements to the basic idea of a key word database. It includes a calendar that allows you to file data under a key date instead of (or in addition to) key words. The Visi people also provide the means for designing and using *templates* which are outlines for data that you fill in later.

With *Visidex*, you organize your information into screens; there is no analog to the idea of a folder. The operation of *Visidex* is divided into several modes, each of which is characterized by the set of operations which appear in its menu. Most of the time, you will find yourself in edit mode, two keystrokes away from any other mode.

In Edit mode, you may type any text you like and move the cursor all over the

creative computing

SOFTWARE PROFILE

Name: Visidex

Type: Keyword filer

System: Apple II 48K, Disk drive

Format: Disk II (16 sector)

Language: 6502

Summary: Extremely versatile

Price: $250

Manufacturer:
Visicorp
2895 Zanker Road
San Jose, CA 95134

place. You may insert and delete characters and lines but you must be careful with the insert commands. *Visidex* will push the last line off the screen whenever you insert a new line. Any text on that last line is *gone forever*.

The editor can also erase the whole screen, move to tab stops, invert or flash letters, rearrange lines and establish key words. Finally, you can read lines from text files, but we found this feature awkward and difficult to use.

To create a key word, just press ctrl-K after typing the word. You can also summon the key word mode and enter the key word without actually typing it into the text.

To rearrange lines of text you must delete the lines one-by-one, then undelete them. This scheme is very convenient for

Visidex Command Mode

The Organizer

Your IBM personal computer deserves an Amdek Color-II monitor

Color-II features include:

- [illegible]
- [illegible]
- [illegible]
- [illegible]

AMDEK

Amdek Corporation, [illegible] Dasher St., Suite [illegible], Arlington Heights, IL 60005 (312) 364-1180 • TLX 20-4766

CIRCLE 106 ON READER SERVICE CARD

moving a single line, but for moving arbitrary blocks of text, it drags.

You can read a line from a standard text file by pressing ctrl-R. However, if you try to read more lines than the text file contains, *Vinifex* makes a non-recoverable error. Since there is no way to know when you have reached the end of a file, we found this feature useless.

Templates

If you get tired of the freedom of full-screen data entry and yearn for the structure of business form, design some templates. Just type a sample form and use black-on-white format to type the permanent parts of the form. (*Vinifex* has control keys to switch between black-on-white and normal typing.) Save the form with a name that begins with a number sign (#) and *Vinifex* will remember the form.

When you want to use the template, simply retrieve it from disk and fill it in. When you have finished filling it in, *Vinifex* will save it without the number sign (thus distinguishing the blank form from the filled in ones) and provide a fresh, blank form for you to complete.

Heavy Dates

If you file a screen under a date, *Vinifex* will automatically show you that screen if you boot the program on that date or within six days after it. You can also ask for advance warning of up to 15 days. Finally, *Vinifex* can remind you of daily, weekly or monthly tasks.

Summary of Vinifex

If you want to keep track of a floppy disk worth of short notes and forms, *Vinifex* can do the job. For multi-page forms and documents, look elsewhere. We especially like the fact that the program supports but does not mandate templates. Our primary complaint: The command structure is somewhat difficult to master.

Cardbox

Cardbox is published by Caxton Software of faraway England. *Cardbox* requires the CP/M operating system and an 80-column screen. You may use a standard video terminal or one of the popular 80-column cards for the Apple.

Cardbox works best with two disk drives, though one will suffice. The more storage you have per disk, the better off you are, since *Cardbox* can handle very large files. *Cardbox* will use any disk drive or printer that is properly connected to your CP/M system.

With *Cardbox*, you organize your data into *records*, which resemble pre-printed index cards. You fill in the blanks on the cards, file them and flip through them, much as you would in real life.

Cardbox uses a split-screen technique for operator interaction. In the bottom section of each screen, you find instructions, on what to do next. Usually, you have the choice of two-letter commands. Each two-letter command stands for a longer English word, e.g. ADd, DEline, INclude, EXclude.

Designing Cards

Before storing any information, you must tell *Cardbox* the format of your perpetual index cards. Beginners will find the card design process somewhat intimated. This is partly due to the wide variety of options available.

With Cardbox, you organize your data into records, which resemble pre-printed index cards.

Each card is divided into rectangular areas called *fields*. You must tell *Cardbox* five facts about each field: the start position, end position, name, caption and index mode. When you are finished defining one field, press the escape key and repeat the process for another field.

To establish the start position, move the cursor to the desired location and press S. For the end position, move the cursor and press E. To set the field name press N and type the name. The caption (which, unlike the field name, will be displayed during most operations) is entered by pressing C and typing your caption.

creative computing

SOFTWARE PROFILE

Name: Cardbox

Type: Keyword filer

System: 48K, CP/M, version 2 or later. Disk drive, 24 x 80 video display.

Formats: 8" single density, Apple CP/M, Osborne, etc.

Language: BDS

Summary: Best buy for templates

Price: $245

Manufacturer:

Caxton Software
69-14 Bedford St. Covent Garden
London WC2E 9HE England

You use the *index mode* option to help *Cardbox* determine which words should be key words. To force all words within a field to be key words, use *All*. To prevent any words from becoming key words, use *None*. To leave it up to the operator, use *Man* or *Auto*. The difference between *Man* and *Auto* is that *Auto* assumes that each word is a key word until told otherwise, while *Man* assumes the opposite.

Editing Cards

Editing text with *Cardbox* goes as smoothly as it does with the other programs. You are restricted to a single page per form. *Cardbox*, unlike the other two programs reviewed here, never threatens to lose a character at the end of the line or page when inserting. It is also the only one that does not move a whole word from the end of a line to the beginning of the next line when it gets to the right margin.

In addition to four-way cursor controls, *Cardbox* includes keys for moving to the beginning or end of a field, next word,

The Cardbox editor.

We'll help you play your cards right.

RAM+ THE EXPANSION MEMORY FOR THE IBM PERSONAL COMPUTER WITH A BUILT-IN RS-232 SERIAL PORT.

Seattle Computer has a winning card for owners of the Personal Computer. It's RAM+ the new expansion memory that can make your Personal Computer unforgettable by adding up to 256K of memory.

And RAM+ cards can put money on the table. Each comes with a built-in RS-232 serial port—which would cost $150 from IBM. This serial port uses IBM supplied software and can be used as IBM COM1 or COM2 leaving an open slot for further additions—like another RAM+ card.

Available in 64K, 128K, 192K or 256K, RAM+ is expandable, fast and reliable, and is made by Seattle Computer, the creators of the operating system for the IBM personal computer.

Each card comes fully assembled, tested and with a 1-year guarantee. Expansion kits are also available.

How to order: RAM+ is available only through your local computer store. Call us toll free at 1-800-426-8936 for the location of your nearest RAM+ dealer.

The RAM+. A great deal for owners of the IBM Personal Computer.

SEATTLE COMPUTER

1114 Industry Drive, Seattle, Washington 98188

CIRCLE 333 ON READER SERVICE CARD

previous word, and next field. While typing, you may insert or delete characters but not whole lines. You can establish or disestablish a key word with a single stroke.

Flipping Through Cards

When you are not editing a card, you can scan through your cards using the *Move To Next Card* and *Move to Previous Card* keys. You can also use the *Move to Last Card* and *Move to First Card* keys.

If you have many cards in your file, a one-by-one scan takes a long time. To help speed things up, Cardbox provides the Select, Include and Exclude commands. Let us use another example from the world of trees.

If you want to look at only those cards that contain the key word "oak" just type SE /OAK and press the return key. Now you can scan forward and back among only the cards in which Cardbox found the key word "oak."

You can further restrict the cards to be scanned by giving another Select command or by giving an Exclude command. If you want to concentrate on oak trees other than American Oak, you might type EX /American, for example.

The Include command serves to expand the collection of selected cards. After saying SE /Oak, as above, and IN /Maple we can scan through all cards having either oak or maple as key words.

For those occasions when you forget to make key words where you should, Cardbox has special versions of Select and Exclude (but not Include) which search all text in your cards, not just the key words.

To help the sophisticated searcher, Cardbox offers commands called Back and Clear which undo your selection commands one at a time or in one big gulp. Also helpful are the History command, which tells you how you managed to select your current set of cards, and the Listindex command, which helps predict the effect of a Select command.

Deciding

Ask yourself the following questions: Do I consistently use data in fixed formats? What else am I using the computer for? What kind of memory devices do I use?

Cardbox forces you to predefine your data formats. Datafax provides no support for preformatting. Visidex can go either way.

Cardbox can create data files for use with many standard CP/M word processors and other programs. With Datafax you can make Pascal editor and program compatible files. Visidex has limited capabilities of this type, but can make Apple DOS text files.

Datafax and Cardbox can both make full use of hard disks, 8" floppies and disk emulators in RAM when such peripherals are correctly installed. Visidex has no such capability.

Final Words

I can't close without mentioning documentation and on-screen help. Each program comes with a very good manual, although the Cardbox manual is a bit difficult for beginners. Visidex includes a superb reference card and the Datafax manual, though good, is labeled "preliminary."

Each program displays help in a different way. Cardbox is very talkative, Visidex is terse and Datafax is professional sounding.

I prefer the Datafax style of spelling out each available command at the top of the screen. The Cardbox screen seemed a bit too busy, with messages changing between keystrokes so often I was sometimes distracted. Visidex is a bit too terse for me, prompting only single-letter clues as to what I could do next.

Don't be afraid to try any of these programs. Remember: If you can't deal with it, file it. □

Allenbach is putting tomorrow on disks.

The future of the world is written in computer software. And Allenbach disk duplication is making sure that the future is faithfully reproduced. We use our own Allenbach diskettes and state of the art equipment, with electronic surface evaluation of each diskette before use. Copies are 100% verified, track by track, and carry the Allenbach lifetime warranty against defects in workmanship or materials.
For information and prices on disks, duplication, and dealer information, please call (800) 854-1515. In California, call (714) 438-2258 collect.

Allenbach Industries Inc.

CIRCLE 107 ON READER SERVICE CARD



THE $99.95 PERSONAL COMPUTER.

Introducing the Sinclair ZX81.

If you're ever going to buy a personal computer, now is the time to do it.

The Sinclair ZX81 is the most powerful, yet easy-to-use computer ever offered for anywhere near the price: only $99.95* completely assembled.

Don't let the price fool you. The ZX81 has just about everything you could ask for in a personal computer.

A breakthrough in personal computers.

The ZX81 is a major advance over the original Sinclair ZX80 – the first personal computer to break the price barrier at $200.

In fact, the ZX81's 8K extended BASIC offers features found only on computers costing two or three times as much.

Just look at what you get:

- Continuous display, including moving graphics
- Multi-dimensional string and numerical arrays
- Mathematical and scientific functions accurate to 8 decimal places
- Unique one-touch entry of key words like PRINT, RUN and LIST
- Automatic syntax error detection and easy editing
- Randomize function useful for both games and serious applications
- 1K of memory expandable to 16K
- A comprehensive programming guide and operating manual

The ZX81 is also very convenient to use. It hooks up to any television set to produce a clear 32-column by 24-line display. It comes with a comprehensive programming guide and operating manual designed for both beginners and experienced computer users. And you can use a regular cassette recorder to store and recall programs by name.

*Sinclair Technology is also available in Form Without computer.
Under licence from Sinclair Research Ltd.

Order at no risk.**

We'll give you 10 days to try out the ZX81. If you're not completely satisfied, just return it to Sinclair Research and we'll give you a full refund.

And if you have a problem with your ZX81, send it to Sinclair Research within 90 days and we'll repair or replace it at no charge.

Introducing the ZX81 kit.

If you really want to save money, and you enjoy building electronic kits, you can order the ZX81 in kit form for the incredible price of just $79.95.* It's the same, full-featured computer, only you put it together yourself. We'll send complete, easy-to-follow instructions on how you can assemble your ZX81 in just a few hours. All you have to supply is the soldering iron.

A leader in microelectronics.

The ZX81 represents the latest technology in microelectronics. More than 10,000 are sold every week. In fact, the ZX81 is the fastest selling personal computer in the world.

We urge you to place your order for the ZX81 today.

To order.

To order, simply call toll free. Or use the coupon below. Remember, you can try it for 10 days at no risk.** The sooner you order, the sooner you can start enjoying your own computer.

Call toll free 800-543-3000.

Ask for operator #509. In Ohio call: 800-582-1364; in Canada call: 513-729-4300. Ask for operator #509. Phones open 24 hours a day, 7 days a week. Have your MasterCard or VISA ready.

These numbers are for orders only. If you just want information, please write: Sinclair Research Ltd., 2 Sinclair Plaza, Nashua, NH 03061.

NEW SOFTWARE: Sinclair has published pre-recorded programs on cassettes for your ZX81. We're constantly coming out with new programs, so we'll send you our latest software catalog with your computer.

16K MEMORY MODULE: Like any powerful, full fledged computer, the ZX81 is expandable. Sinclair's 16K memory module plugs right into the back of your ZX81. Cost is $49.95, plus shipping and handling.

sinclair

To order call toll free: 800-543-3000

Ad Code 09OC	Price*	Qty.	Amount
ZX81	$99.95		
ZX81 Kit	79.95		
16K Memory Module	49.95		
Shipping and Handling	4.95		$4.95
		TOTAL	

MAIL TO: Sinclair Research Ltd., One Sinclair Plaza, Nashua, NH 03061.

Name _____

Address _____

City _____ State _____ Zip _____

THE $549.90* SMART TERMINAL

The Heath 19 Smart Video Terminal gives you all the important professional features you want in a terminal, all for under $600.* You get the flexibility you need for high-speed data entry, editing, inquiry and transaction processing. It's designed to be the backbone of your system with heavy-duty features that withstand the rigors of daily use.

Standard RS-232C interfacing makes the 19 compatible with DEC VT-52 and most computer systems. And with the 19, you get the friendly advice and expert service that makes Heath/Zenith a strong partner for you.

Sold through Heathkit Electronic Centers† nationwide (see your white pages for locations). Stop in today for a demonstration of the Heath 19 Smart Video Terminal. If you can't get to a store, send for the latest Heathkit® Catalog. Write Heath Co., Dept. [illegible] Benton Harbor, MI 49022.

HEATH/ZENITH

Your strong partner

Completely adjustable blinking cursor lets you edit anywhere on screen.

Reverse video by character lets you emphasize words, phrases or paragraphs.

High resolution CRT gives you sharp, easy-to-read image, reduces eye-strain.

Z-80 microprocessor-control makes the 19 capable of multitude of high-speed functions. It's the only terminal with ROM source code readily available.

Complete ASCII character set including upper case, lower case with descenders, and special graphic symbols.

80 character by 24 line format, plus 25th line for operator messages and prompts.

Professional quality keyboard, standard typewriter layout, 72 keys, including 12 special function keys.

Insert and delete character or line plus erase to end of line and end of screen make the 19 ideal for sophisticated editors like WORDSTAR.

Cursor and special functions are accessible by keyboard or computer, using either DEC VT-52 or ANSI Standard protocols.

Keypad in calculator format permits fast, easy entry of numeric data.

*[illegible] $[illegible]. Prices and specifications are subject to change without notice.

†Heath Company and Veritechnology Electronics Corporation are wholly owned subsidiaries of Zenith Radio Corporation. The Heathkit Electronic Centers are operated by Veritechnology Electronics Corporation.

CP-[illegible]C

Record Players

Mike Coffey

When you buy a file manager, you are really buying several programs, to wit:

- Record designer
- Record editor
- File printer
- File sorter

Each program within a file manager can be evaluated separately for ease-of-use, generality, speed, error protection, documentation and whatever else you think is important. To summarize these into an overall evaluation would be a difficult, enemy-making and otherwise meaningless task.

Thorough analysis of all the worthwhile file managers on the market would fill a book with as many pages as any two issues of *Creative Computing*. This article will analyze the functions of each program within a complete file manager and cite examples from two popular systems.

Both *DBMaster*, from Stoneware Microcomputer Products, and *Visifile*, from VisiCorp, are complete file managers that you can buy from almost any Apple dealer. They are generally well documented and carefully debugged. We do not mean to imply that they are necessarily the best file managers. You must analyze your needs and choose the system that best fits you.

Record Designers

Building a file begins with designing the layout of the data to be stored in the file. We will use a simple mailing list file as an example.

For each person or organization, we may need to keep track of the following things: name, address, phone numbers, and birth date.

If some parts of the design puzzle you, you have been effectively introduced to the world of record design.

For the sake of the program we must state our design more specifically than we did in the previous paragraph. We must specify the record design as a collection of *fields*, each of which can hold a simple sequence of characters, often restricted in number and type of character.

Figure 1 shows our refined record design for the simple mailing list.

If some parts of the design puzzle you, you have been effectively introduced to the world of record design. Many books have been written on the topic.

Any decent file manager will let you specify the length of fields and whether each should hold letters and numbers (alphanumerics) or numbers only. Many file managers, including *DBMaster*, also

Figure 1.

Name of Field	Type of Characters	Number of Characters
Last name	any	up to 20
First name	any	up to 20
Street address	any	up to 40
City or town	any	up to 20
State	letters	2
Zip code	numbers	5
Day phone	(xxx)yy-zzzz	8-13
Night phone	(xxx)yy-zzzz	8-13
Birth date	mm/dd/yy	8

Kelly's Computing

Now 27.50

RAM FOR ATARI 400

CIRCLE 179 ON READER SERVICE CARD

creative computing

SOFTWARE PROFILE

Name: DBMaster
Type: File Manager
System: Apple II 48K, 2 Disk Drives (or more)
Format: Disk II (16-sector)
Language: Basic & 6502
Summary: Maximum Power
Price: $229
Manufacturer:
Stoneware
50 Belvedere St.
San Rafael, CA 94901

can handle specially formatted fields, such as dates.

When you tell *DBMaster* that a field should contain a date, it creates an eight-character field with hyphens to separate month, day and year. The operator will be able to type only numbers into the field, however, *DBMaster* will not reject dates like 99-32-82.

Visifile recognizes numeric and alphanumeric fields. For a date, you would specify an eight-character alphanumeric field. The operator(s) might have to learn to be careful about how they type dates.

DBMaster knows about numeric, alphanumeric and several kinds of fields. Here is a list:

- Counting numbers (0-255)
- General Integers (+/- 32767)
- Decimal numbers (9-digit precision)
- Dollars and Cents (up to $9,999,999.99)
- Social security number (xxx-xx-xxxx)
- Telephone number (xxx-xxx-xxxx)
- Yes or No

Record Capacity

Next on our list of considerations are record length and field length. Figure 2 shows how our two programs compare.

You can see that *DBMaster* enjoys greater record capacity, but that *Visifile* would be preferable for people with a few long fields. Either program works fine for our mailing list.

With a little practice, you could probably make money setting up people's files for them.

The Record Design Process

The record design program should make your job easy, keeping you informed of your options along the way and allowing you to back up, correct mistakes or change your mind. Most programs fail to do this.

DBMaster puts the designer through a long, confusing and, therefore, error prone dialogue. Beginners should seek help from an experienced friend the first time they design records.

creative computing

SOFTWARE PROFILE

Name: Visifile
Type: File manager
System: Apple II 48K, Disk Drive (2 recommended)
Format: Disk II (16-sector)
Language: Basic and 6502
Summary: Good menus
Price: $250
Manufacturer:
Visicorp
2895 Zanker Rd.
San Jose, CA 95134

Figure 2:

	Maximum Record Length	Maximum Number of Fields	Maximum Character Field Length	Maximum Numeric Field Length
DBMaster	1020	100	30	11
Visifile	232	24	128	38

Turn your Apple* III into an Orchard

With software from Quark™ Engineering

Quark Engineering brings you software specially designed for your Apple III. Easy-to-use products that dramatically increase your system's capabilities. And **your** productivity.

You start with Word Juggler™, the most easy-to-use word processor available for the Apple III. Word Juggler is written in assembly language. And comes with special keyboard templates to label important functions.

Word Juggler retails for $295. Form Tester and simple mailing list capabilities are included free. If you want even more capacity, you can interface with Apple's Mail List Manager for an additional $35.

Need to check your spelling? Add Lexicheck™. A high-performance spelling checker with a 25,000-word dictionary. You can add your own words. And get more accurate documents, without a lot of proofreading. The price? Less than a penny a word. Only $195.

You can even send text from Word Juggler to computerized typesetting equipment. All you need is TypeFace™, interface software which cuts your typesetting costs and eliminates re-keying errors. $175.

Finally, there's TranScribe™. A spooler designed especially for hard disk drives. TranScribe lets you use other computer functions while you're printing. And it's compatible with most Apple III software. $125.

There's much more to tell you about Word Juggler, Lexicheck, TypeFace and TranScribe. See them at your local dealer. Or contact us today. We'll help you turn your Apple III into an orchard. And from then on, you'll find easy picking.

Quark Engineering
1433 Williams, Suite 1102
Denver, CO 80218
(303) 399-1096

QUARK™
Engineering

CIRCLE 214 ON READER SERVICE CARD

*Apple is a registered trademark of Apple Computer, Inc.

Reading, Writing, and TRS-80®

The biggest name in little computers is also the biggest name in classroom computing. There are more TRS-80s in use in schools than any other computer — and for some very good reasons. We're not just a hardware company. Our education division has produced more courseware than any other microcomputer manufacturer, even more than most major educational publishers. We're serious about education. No reputable educational publisher would place a new and untested program on the market — and neither would we. We maintain an extensive field test program for all our classroom products. If they don't measure up, we don't put our name and our reputation on them. And they don't make it into your classroom. Our service and support organizations are second to none. And they're company-owned and company-operated — nationwide. If you're serious about computers in your classroom, ask a school that owns a TRS-80. And then visit a Radio Shack Computer Center or one of our stores near you. Or call 817-390-3302 for the name of our full-time educational sales coordinator in your area.

Radio Shack

The biggest name in little computers™

A DIVISION OF TANDY CORPORATION

CIRCLE 264 ON READER SERVICE CARD

Visifile employs a very easy to follow design procedure. You will seldom wonder what to do next, especially if you read the manual. The program always displays a not-too-cryptic list of options and your work in program is fully visible.

As for redesigning old records, *Visifile* lets you start again from scratch and then copy data from the old type records to new ones. *DBMaster* will not do that unless you purchase the optional *Utility Pak #1*.

Summary of Record Editors

DBMaster has one of the most powerful and complex designers you can buy. With a little practice, you could probably make money setting up people's files for them.

The *Visifile* record editor, while simple to operate, offers fewer options. We recommend this type of record designer to beginners and to people whose files will be used by only one person.

Record Editors

Most people spend most of their file management time editing records. Therefore, consider carefully the qualities of the record editor of each system.

Under record editing we include both generating new records and altering old records. Some systems treat these as separate tasks but we have a hard time keeping them very far apart in our mind.

We think of record editing as a specialized form of text editing. We wish that the designers of file management systems felt the same way. Commands to insert and delete characters, words and lines are just as useful in record processing as they are in word processing. Unfortunately, most of these commands are missing from many file managers, including both *DBMaster* and *Visifile*.

Complete cursor controls can also add much to the convenience of a system. Most file managers, including *DBMaster* and *Visifile*, fail to satisfy this wish.

Record editing, like text editing, involves very subjective concerns about what feels right to an individual. Be sure to try out each system before buying.

Visifile Main Menu

DBMaster Main Menu.

DBMaster Record Editing

In *DBMaster*, you reach for the record editing functions from the main menu by selecting "add new records" or "search/print/update." When you have searched out the record you wish to edit, pressing the escape key allows you to change its contents.

Whether you are adding or modifying a record, *DBMaster* lets you move sequentially from field to field and from page to page (if the record has more than one page) and retype any field.

If you suddenly decide you don't need a record, you may delete it.

Visifile is built around several cursor driven menus.

Visifile Record Editing

Visifile is built around several *cursor driven* menus. At the bottom or top of the screen you see several choices. Touching the cursor keys causes each choice in turn to be highlighted. When you have highlighted your choice, just press return and it's yours.

Adding records is as simple as can be: just select Add and fill in the fields.

Visifile Record Editor with fields filled in

DBMaster Record Editor

Correcting mistakes is no problem, just back up and retype.

Changing records can be a bit weird, though. When you select Change from the menu, the program asks which record to change. Normally, it asks you to tell it the record number of the one you want to change. In the *index mode*, however, it asks for the key value of the one you wish to change.

We would prefer a *Visifile* with only one mode. The record number method of record selection should have been discarded before the product was released. It does little to enhance the utility and much to complicate its use.

Because of the availability of two different modes, the operator must remember to throw the system into "search index mode" whenever starting the record editor.

Now, back to our editor. Choose "Change" from the menu and enter the key value of the record you wish to change. Oops, we're stuck again. What's a *key value*?

Before you can use the search index mode on a file for the first time, you must sort the file. In its simplest form, sorting involves choosing one field as the key field. The program then creates a special file, called an index, that tells where each record would be if the data file were arranged in alphabetical order according to the contents of the key field. Simple, right?

Now more about our editor. You have typed a key value, *Visifile* shows you a record that matches your key. You can retype any field, inserting and deleting characters at will. Finally, you press a control key signaling that you are done editing, and *Visifile* returns you to the maintain menu.

You delete records in similar fashion. Choose Delete from the menu and enter the key value. *Visifile* will display the corresponding record and ask for confirmation before deleting it.

Try It Out

Let's emphasize once again that the record editing program is the most important component in the file manager sys-

The record editing program is the most important component in the file manager system.

tem. Make sure that the program feels right to the person who will use it most often.

Printing

File printing can be divided into two steps: designing report formats and printing reports. Generally, you can design a format once and use it many times.

DBMaster can print without having you create a report format. Just choose "List records to printer" from the main menu. You will then be able to specify which records should be printed. You will not be able to specify which fields should be printed. *DBMaster* will print them all.

You can get basic reports from *Visifile* very easily also. The first time you print a report from a given file, you must design a report format for that file. For subsequent reports you may reuse the same format or you may design and use additional ones.

Visifile Report Design

When designing a *Visifile* report you specify:

- Report name.
- Printed title (up to three lines).
- Length of a page.
- Whether to print in key order.
- Whether to print deleted records.
- Whether to print the names of fields.
- Which fields to include and where to place them.

All except the last of these are shown on the first screen of the Report design dialogue. You can easily back up and change your mind, and you can always see what you have done so far.

The second screen of the dialogue covers the details of the choice, placement and appearance of fields. Again, because of the menu orientation and the ease of correcting mistakes, this process is simple to master.

With all these specifications tucked away in the print format, there are still two options that can be selected at print time: which records to print and in what order.

The easiest thing to do is to print all records. Otherwise, you can use yet another specialized menu to weed out certain records. Just select the fields you want to consider and the characters you want to look for in each field.

The order of printing is determined by the sort command, described in its own section, below.

DBMaster Report Design

DBMaster also has a Report Design program. It has many options, is difficult to use (especially the first time) and its explanation requires 35 pages in the *DBMaster* manual. Features include page number placement, date of report, number of lines between records, comment lines, column titles, computed fields, row totals, column totals, sort fields, subtotals, and which records to include.

File Sorters

Sorting a file usually means arranging its records in alphabetical order so that a human can find one quickly. Computers sometimes sort files so that they can find records quickly, but they also have other quick search methods.

DBMaster, for example, uses keys and indexes to find records quickly and only sorts when you ask for a sorted report. *Visifile* also uses keys and indexes and, if you are careful, can keep everything in order as you add new records.

Sort of DBMaster

DBMaster can consider up to six fields in one sorting operation. Examples are fun to imagine. You can print a list of people according to country and, within country, according to state, and within state, by county or parish, city or town, postal code, or street. This is very useful for statistical researchers, especially since *DBMaster* can add up columns of numbers within each of the sort levels.

For quick retrieval of records (within about five seconds for even full-disk sized files), *DBMaster* uses *secondary keys*. When you tell the program that you want a particular field to be a secondary key, *DBMaster* quietly creates an index file for that field.

The secondary keys of *DBMaster* obviate the need for a separate sorting step (except for printing.) Instead, the sorting of each record takes a bit longer. In many cases, the difference will not be noticeable. The *DBMaster* manual suggests using no more than three secondary indexes at the same time.

Sort of Visifile

Visifile can consider up to ten fields in one sorting operation. When you sort with *Visifile*, the program builds an index file, to which you give a name.

Visifile uses this index both to print sorted reports and to help find records quickly for editing. You can build more than one index file (each using a different set of fields), but switching among them requires re-sorting using the Sort menu.

Capacity and Overhead

Visifile, like most file managers you can buy for the Apple II, can manage files as large as the capacity of one Disk II (approximately 120K). *DBMaster* can handle files as large as a million bytes. However, as soon as your file exceeds 140 kilobytes, you will have to begin swapping disks as *DBMaster* commands you, unless you have the hard-disk version.

Each program requires 48K RAM and a disk drive. Both publishers state that their programs work with a single disk drive. Only a masochist would use either program with a single drive. *DBMaster* works best with three drives (one for records, one for indexes, and one for the program), though two are adequate for most users. *Visifile* works best with two disk drives and will ignore any additional drives.

Both systems handle printers of most types. Neither supports 80-column boards nor other non-printer peripherals. Hard disk compatibility is another desirable, hard to find, feature. Special versions of *DBMaster* have it, most others do not.

Summary

As I said at the beginning of this article, there is no way to summarize this topic. So get going, analyze your needs and try a couple of systems yourself. □

"Dear Diary..."

The experts are excited about GRAMMATIK™

Seldom does a new software product receive the universal praise from the experts of major microcomputer magazines that Grammatik has. Read for yourself:

Alan R. Miller, Interface Age, May 1982:

"The entire manuscript of my Fortran book was given to Grammatik. Grammatik flagged many functions throughout the book. Several double words were correctly flagged. Other flagged passages truly needed attention." "Grammatik found a very important pattern, the expression 'in this case' appeared so times. This phrase expressed four different concepts, and most of the examples were redundant." "Profile can be used to determine the frequency of word usage in a document." "Grammatik is a useful aid for professional writers. It is the perfect complement to a spelling checker."

A.A. Wirka, Computronics, June 1982:

"The manual for Grammatik is better than average. The general text and explanations are thorough, detailed, and concise." "When the program was first run on some old articles of mine still on disk, I was embarrassed by some of the overworked words or trite phrases that I had used. Nevertheless, I had to agree with what Grammatik was saying, and now to avoid those pitfalls in the future." "This is one of the most interesting and useful programs that I have had the pleasure to review. All functions operated as stated with no problems, or even a hint of a problem. And in guessing one expected about exactly what some of the alternatives implied, Aspen combined with word processing in any way, whether writing manuals, letters, brochures, documents, reports, etc. is recommend to get this excellent program."

Stephen Kimmel, Creative Computing, June 1982:

"I don't get excited about writing programs. I am excited about Grammatik." "It is difficult to compare the program to anything easier to use." "I had decided that the program would be useful to a professional writer if only because it checks for double words." "I have a higher enthusiasm threshold than that. Grammatik can also be expanded to include phrases of positive significance to me. It can become your personal editor and English coach. I love to start sentences with 'and'. That's not a particularly good idea. So I added the phrase. And with the rule to be careful not to overuse it. Now I get a reminder every time I do it. There are other words that I use too often. My copy of Grammatik checks for them, too, and gently tells me to watch out." "I like Grammatik a great deal. It is a worthy and useful addition to your word processing software."

Bob Leaden, InfoWorld, December 7, 1981:

"Grammatik is the most very helpful spelling checking for word processing. Grammatik evaluates writing style at the word and sentence level which, at the same time, it checks for subtle spelling and typographical errors that go beyond the capabilities of conventional spelling checking programs. If you use a word processor and a spelling checker, then you should investigate the unique capabilities of this program." "Although skeptical at first, I proceeded to run several of my published articles through Grammatik. None were free of errors." "Grammatik is a surprisingly fast and simplified for analyzing writing style and punctuation."

Dana Z. Meilach, Interface Age, May 1982:

"The program together (Aspen Software's spelling checker Proofreader and Grammatik) should prove to be the computer's answer to the good spelling correction. It can begin where your college English teacher left off and help you analyze your documents in a way you may never have thought possible."

Eric Balkan, The Computer Consultant, Vol 2 No 8

"As a consumer, I'm impressed the most with the insight features that went into this product. With all the stuff on the market, it's good to see something original come out. It's also good to see that the program neither allowed the user too much freedom nor too little — you can use your own imagination here — and the ease of the program."

GRAMMATIK + PROOFREADER = NO ERRORS

Together, Grammatik and the Aspen Software Company spelling checker Proofreader form an unequalled document proofreading system. Proofreader features an official version of the RANDOM HOUSE® Dictionary for a word list that you can trust. It also features immediate on-line access to the dictionary for spelling help while making corrections interactively. Proofreader is the best spelling checker available. Write or call for more details. (On-line dictionary not available on TRS-80 version.)

IMPORTANT ORDERING INFORMATION

Distributed By:

DIGITAL MARKETING

DIGITAL MARKETING CORPORATION

Aspen Software Co.

P.O. Box 339-C Tijeras, NM 87059 - (505) 281-1834

Form Fiddling

Mike Coffey

creative computing

SOFTWARE PROFILE

Name: PFS: The *personal* filing system

Type: Forms Filer

System: Apple II 48K, Disk Drive (2 recommended) or Apple III (128K, extra drive (Disk III or hard disk)

Format: Disk II (16 sector)

Language: Pascal

Summary: Elegant, efficient, beautiful

Price: $125 (Apple II), $175 (Apple III)

Manufacturer:
Software Publishing Corp.
1901 Landings Drive
Mountain View, CA 94043

I have used many programs and manuals that load me down with jargon, promise maintrame power and leave me wondering why I bought a computer in the first place. The *PFS* series from Software Publishing Corporation does just the opposite.

PFS is an ideal database management program for a first-time computer user. There is no cumbersome command language to master, the menus are few and simple, and the terminology is based on simple English.

Overview

PFS data is organized as a collection of forms. A *PFS* form works like a preprinted business form: you design the form once and fill it in many times.

Once you have designed your form and filled in a few, *PFS* lets you review, retrieve, change, or print them selectively. All these options appear on the main *PFS* menu.

Form Design

PFS incorporates the simplest form design process we have seen. Just move the cursor to the spot where you want the name of the item to appear and type the name of the item, followed by a colon. Repeat that process for each item in your form.

When you are finished, press a single control key and *PFS* does the rest. It will initialize your disk and record your file name and form design on it. If you change your mind about initializing the disk, just press the escape key to bail out.

While typing item names, you can flip to the next or previous page of your form using a control key. You can also erase a whole page if you make such a mistake and you want to start over.

Filling in Forms

When you want to add or change the contents of forms, you use the limited function editor that is built into *PFS*. You can move the cursor up, down, left and right but you cannot insert or delete characters or lines; you must type over the information on the form. These functions are adequate for original data entry but leave something to be desired when many revisions are necessary.

The editor employs the right arrow key to move to the next item, the control-C combination to conclude the editing process, and the escape key to bail out without saving the changes you have made.

Re-reading Forms

To re-read forms, choose Search/Update from the *PFS* function menu. *PFS* will show you a blank form and ask for a Retrieve Specification. Your job is to tell the program how to find the forms you want to read.

To do this, simply move to any form and type in the information you want *PFS* to find there. For example, if you want to find out about oak trees, move to the Tree item and type Oak.

When you hit the continue key *PFS* will show you all forms that have Oak in the Tree item. Each time *PFS* shows you a form that it found, it waits so you can read and perhaps change the information in the form. While the form is displayed, you may print it or delete it. Finally, when you give the signal, *PFS* continues searching for more matching forms.

Deeper Searching

The retrieve specification can be more complicated, if you wish. For instance, if you just want to learn about all the oak trees in Chicago, type Oak in the Tree item and Chicago in the City item.

PFS can even find things that you don't spell out completely. If you don't know how (or are too lazy) to spell Chicago, just type Chi.. in the City item. *PFS* will find forms that include a city beginning with Chi.

You could also type ..chi.. and *PFS* would find anything that had chi in the middle of it. Coffe% would match either Coffey or Coffee. To find everything that does *not* have oak in it, type /..oak.. in the tree item. If you have a numeric item, like age of tree, you can use greater-than, less-than and equal-to signs along with numbers to specify which forms to look at.

Videx

897 N.W. Short Ave. • Corvallis, Oregon 97330 • 503/758-0521

imagine

Never having to type the word CATALOG... or trying to remember how to get from one part of a program to another!

If you could do these functions, and many more like them, at the STROKE of a SINGLE KEY, would you? We thought you would! So we invented the Enhancer II and the Function Strip. More than ever, another have your advantage: the Enhancer II is an intelligent keyboard processor. New characters, strings of data, commands and statements can all be stored in your Enhancer II for immediate recall by pressing JUST ONE KEY!

Features that you would expect only on large systems now can be yours EASILY! For instance, wouldn't you like auto repeat, and to insert mode? How about a type ahead buffer? Even user-definable function keys are available for greater input flexibility.

The Videx Enhancer II and Function Strip is only a the Dawn of a New Era for Apple II.

Suggested Prices

ENHANCER II	149.00
FUNCTION STRIP	79.00
Package Deal	215.00

CIRCLE 203 ON READER SERVICE CARD

CRYPT OF THE UNDEAD

For the ATARI® A New EPYX Graphic Adventure from Automated Simulations

SUDDENLY you awaken in a coffin surrounded by a vast graveyard. YOU MUST GET OUT BEFORE DAWN!

HOW? There's no easy way, the walls are too high—the gates are locked. Vampires, Zombies, and Werewolves constantly attack as you frantically search musty crypts, catacombs, and dead tombs for treasures and clues. *ONLY TWELVE HOURS TO ESCAPE OR REMAIN FOREVER!*

CRYPT OF THE UNDEAD, designed by Marc Benioff, Offers...

- *Both Puzzle-Solving & Role-Playing Intrigue!*
- *Superb Graphics, Sound & Color Animation!*
- *Hours of Challenging Terror!*

Requires...

- *ATARI 400/800 & One Disk Drive*
- *One Player & Joystick Controller*

Comes with...

- *Game Program & Complete Instructions*
- *EPYX 30 FOREVER WARRANTY*

Now Available At Your Favorite Dealer ... $29.95
For the name of your nearest EPYX dealer write:
"CRYPT OF THE UNDEAD"
EPYX/Automated Simulations, Inc.
P.O. Box 4247, Mountain View, CA 94040

EPYX
COMPUTER GAMES THINKERS PLAY

*ATARI 400/800 is a trademark of ATARI, INC.

CIRCLE 118 ON READER SERVICE CARD

We ask for someone to make with a salary over $15K.

...PFS finds a salesperson.

Printing Forms

If reviewing your forms on TV does not thrill you, try printing them on paper. Just select "Print" from the menu and *PFS* will show you a blank form.

To show *PFS* which forms to print, fill in the form as if you were searching. Next, you must tell *PFS* which items to print from each form. The program again displays a blank form and asks for print specifications.

You can ask for each item to be printed on a separate line by putting an X next to the name of each item to be printed. By using plus signs instead of Xs, you can put items to share space on the same line. Naturally, you can combine these options.

The latest additions to the *PFS* repertoire of print options are the T and S options. By placing a T next to the + or X for an item, you prevent words from being split at the ends of lines. By including an S next to an item, you tell *PFS* to sort the printed forms in alphabetical order according to the item in which the S appears.

Unwanted Forms

When you want to get rid of forms, select Remove from the *PFS* function menu. As is often happens, a blank form appears, while *PFS* asks for a retrieve specification. When you have entered a pattern to be matched, *PFS* will search through the file and forget any matching forms.

Niceties

Many programs punish you for making mistakes. *PFS* forgives you. If you belatedly discover that you have left some important item out of your design, *PFS* lets you change your design without losing any data.

Another important thing about *PFS* is that it is a completely self-contained package. If you have two disk drives, *PFS* will even copy your data disks for you. You never have to read another manual or run another program to make the most of *PFS*.

Limitations

Last you think that *PFS* stands for *perfect* filing system? I must mention a few of its limitations. There is no way to specify what type of information should be entered into each item. For example, *PFS* cannot force the user to enter a whole number, a date, or a telephone number.

If reviewing your forms on TV does not thrill you, try printing on paper.

The Apple II version of *PFS* stores exactly one file on each data diskette. Consequently, people with small collections of data end up wasting diskettes. People with very large amounts of data (more than 1000 forms), find that *PFS* cannot handle files larger than one disk's worth.

PFS for the Apple III can place more than one file on a disk and can also use a hard disk for files as large as 32,000 forms (depending on the size of the forms).

Relatives

Software Publishing Corporation maintains an impressive line of software products. Their *PFS: Report* program can make sorted columnar business reports from your *PFS* files. The brand new *PFS: Graph* makes colorful charts based on the data in *PFS* and DIF (Data Interchange Format) files.

Evaluation

PFS is phenomenally simple to learn and use. When combined with the rest of the *PFS* series, it offers a collection of features that compares favorably with most of their database managers in the field. □

EXPERIENCE THE MAGAZINES OF THE FUTURE . . .

MAGAZAM

TIME

appletree

Our magazine magazines will entertain, educate, and challenge you. On cassette or diskette, every issue is packed with quality games, home applications, utilities, and our unique "teaching" programs. But don't listen to us, let our subscribers convince you:

"Received my first copy . . . it's great! Please fill in the rest of each back issue, so I'll have a complete set." H.G., Chicago, IL

"[Your magazine] is everything I expected and more!" P.L., Durand, MI

"You folks sure know how to put together real professional programs." W.P., Meridian, MI

"[Your magazine] is the best thing I've seen since the disk drive!" K.R., N.Y., N.Y.

Subscription price for cassette is $30 per year, $20 per ½ year, and $10 for a trial issue. For diskette $75 per year, $45 per ½ year and $15 for a trial issue . . . Don't miss another issue!

Order direct or see your local dealer.

THE COLOR ACCOUNTANT

Over 1,000 satisfied customers are using this complete integrated package to manage their personal finances.

1. Chart of Accounts Maintenance
2. Complete Checkbook Maintenance
3. Tax Deduction Flags
4. Net Worth Statement
5. Income Less Expense Statement
6. Complete Graph Package (graphs any file)
7. Payments and Appointments Calendar
8. Home Budget Analysis
9. Mailing List
10. Schedule 1040 (Long Form)
11. Decision Maker
12. Schedule G (Income Averaging)

All programs are menu driven and allow easy change mode. All files and subroutines can be linked to additional programs, and stored in memory or diskette. THE COLOR ACCOUNTANT is $75 for cassette and $80 for diskette and comes with 13 pages of documentation. The package requires 16K memory for the AIM and 16K which requires 24K for cassette and 32K for diskette.

the programmer's program

The Programmer's Program is a must for every owner of a microcomputer.

$39 cassette, $45 diskette.

Order both The Programmer's Program and Color Accountant, and the total cost is only $79 cassette, $100 diskette. If your order does, you will receive a Football Program and Computerized Telephone Directory ABSOLUTELY FREE with your $79 order. You don't wait . . . order today!

THE PROGRAMMER'S INSTITUTE
a division of FUTUREHOUSE™

P.O. BOX 3184, DEPT. A
CHAPEL HILL, NC 27514
MasterCard/VISA Welcome
9 AM - 9 PM, Mon - Sat

ALL SOFTWARE GUARANTEED

1-919-489-2198

CIRCLE 211 ON READER SERVICE CARD

Database Management for the IBM PC

Danny Goodman

creative computing

SOFTWARE PROFILE

Name: T.I.M. III, Revision 1 (December 1981)

Type: Database Management

System: 64K IBM PC, Disk drive, monochrome, display, parallel printer

Format: 3 Program Disks

Language: Microsoft Basic

Price: $495

Manufacturer:
Innovative Software, Inc.
9300 W. 110th St., Suite 380
Overland Park, KS 66210

To my way of thinking, applications software, especially packages intended to be "user friendly," should make the computing machine transparent to the user. That is, the user's attention should be focused on the application and not the computer. Just as in adding two numbers on a calculator, you are more interested in getting the result than how the unit's integrated circuit converts, stores, processes, and drives the display during calculation.

With Innovative Software's very flexible and powerful *T.I.M. III* database management program for the IBM Personal Computer, however, the user is reminded a bit too often that there is, indeed, a microcomputer with multiple disk drives in use, and that some care must be taken in executing commands, or keyboard input may be lost at the tip of a key.

The "TIM" in *T.I.M. III* stands for Total Information Management, and in that regard the program lives up to its name. The menu-driven program assists the user in creating electronic files, which can be of great benefit to business and personal applications.

Once information is stored in the files, the user has the option of adding to or updating the file, searching through the file for records which meet user-specified criteria, printing mailing labels from the files, printing or displaying cumulative reports in user-specified formats, and invoking several maintenance and utility services within the program.

For the first-time database management user, some of the terminology may be confusing, even though the ideas behind them are familiar. The three most important concepts to grasp are: file, record, and field.

In the non-computerized world, a file cabinet drawer may be labeled "Customers"; this is the "file" called Customers. Inside the drawer are probably file folders, one for each customer, all in alphabetical order. Each folder is the "record" of that customer. Then, inside the folder is information about the customer—name, address, phone, person to contact, etc. Each of these items is called a "field."

That means that the bulky non-electronic file cabinet I just mentioned is sorted according to the Customer Name field: that's the "key field" of the file. By dividing a record into fields, you have the ability to search through an entire file for specific zip code fields, for example. Try doing that with a file drawer of alphabetized files.

The other distressing term to watch for is "library." When creating the formats for your records or printed reports (i.e., how the fields are to be physically arranged so they make sense to the eye), the specifications for a given format are stored in a "library."

With these fundamentals out of the way, we can jump into *T.I.M. III*, one of the first database management programs to become available for the IBM PC. The package owes its early arrival to the existence of earlier *TIM* editions written in Microsoft Basic. And, since the resident Basic of the PC is of the Microsoft dialect,

Danny Goodman, 275-B Island View Line, Burlington, IL 60109.

QUME

It doesn't cost more to make the best impression with Qume.

When you buy a Qume daisywheel printer, you get superior speed and reliability at competitive prices, while other companies simply offer inexpensive printers. Now you can have close-to-home quality and [illegible] at across-the-ocean prices. So make the best possible impression with a Qume daisywheel printer. For more information and a free copy of our booklet, "There's a lot more to daisywheel printing than a bunch of characters going around in circles," call or write Qume (408) 942-4000, 2350 Qume Drive, San Jose, California 95131.

Qume.
A Subsidiary of ITT

[illegible]


ACE 1000

THE BEST DEAL IN TOWN!

THE FRANKLIN ACE 1000

You just can't beat an ACE. Especially the Franklin ACE 1000. It's the professional personal computer with all the trump cards —it costs less than Apple® II and it includes 64K of RAM, upper and lower case capabilities, a numeric pad and VisiCalc® keys.

Peripherals that work with the Apple II will work with the Franklin ACE 1000. Programs that run on the Apple will run on the ACE. Totally Apple compatible . . . yet, so much more!

The Franklin Ace 1000—price, power, quality, reliability—the best deal in town. Call or write today for the name of your local authorized Franklin dealer.

FRANKLIN
COMPUTER CORPORATION
7031 Colonial Highway
Pennsauken, NJ 08109
609-665-1700

CIRCLE 166 ON READER SERVICE CARD

Franklin ACE is a trademark of Franklin Computer Corporation
Apple is a registered trademark of Apple Computer Inc.
VisiCalc is a registered trademark of VisiCorp

CRUSH THE KRYON EMPIRE

ENLIST IN

MEGAWARS

THE ULTIMATE COMPUTER CONFLICT

MegaWars, a real-time space battle between the forces of the Colonists and the Kryon Empire. Join an intergalactic shootout without leaving your chair. Give commander's training orders from the keyboard cockpit of your craft anywhere in the U.S.A.

Detecting, mining, scanning, communicating. That's MegaWars. Easy to learn but difficult to master. That's why CompuServe will give one free hour to every MegaWars player entering a game before December 31, 1982.

Call toll free 800-848-8990

You'll receive the illustrated guide to CompuServe, America's most comprehensive Videotex service, plus the MegaWars Commander's Briefing.

CompuServe

[illegible] Arlington Centre Blvd.
Columbus, Ohio 43220
800-848-8990

1. Main menu on disk #1 through which all subcommand menus must be accessed.

2. Help screen for defining fields in a file format.

only minor changes in the program were necessary to duplicate CTRL-(x) sequences on the ten function keys of the machine.

A *TIM* file can hold up to 32,767 records; each record can have up to 40 fields, and each field can have up to 60 characters—in all, a healthy amount of data for a microcomputer to manipulate. System requirements are 64K RAM, one disk drive (though two will be much appreciated by any user), PC-Disk Operating System, IBM monochrome display, and parallel printer.

The *T.I.M. III* program is contained on three 5-1/4" diskettes, labeled Master Disks 1, 2, and 3, plus an Examples disk used in conjunction with a tutorial at the end of the manual. The disks are shipped in a pocket located on the inside front cover of the padded, three-ring binder manual.

Documentation

The documentation is divided into 13 tabbed chapters, plus appendix and four tabbed examples sections. Pages are printed from a typewriter—or rather word processed—original, which is nevertheless easy on the eyes, and uses boldface type for highlights. All material that appears on the monitor is printed in blue, with boldface blue used for characters which are to be input by the user. This two-color, two-weight format leaves little room for operator error.

Indicative of the user friendliness of the manual is that the operator is carefully guided through the process of making a backup set of master disks, including the basic procedure for formatting blank disks with PC-DOS. All subsequent COPY steps are clear and thorough.

After that, the user follows screen prompts through configuration of all disks for printer width (default is 131 characters), available disk drives, number of program disks, his name, address, etc., and printer type. Only the last item is not fully explained, leaving you to figure out what "Optional Printers 1 and 2" might be.

Help screens, menus and prompts abound.

These are all laborious steps for the non-computerist, but fortunately, they are performed only once, and the directions are very easy to follow.

Just when you think all the disk shuffling is behind you, you select the "Create a new file" sub-menu from the Main Menu. You are directed to put disk #2 into the drive. Then you're told to wait while the program is loading.

Sub-programs are grouped such that the most common ones are on Disk 1, but "Create" is on Disk 2, and all file maintenance and utility sub-programs are on Disk 3. To get from Maintenance to Utilities, both on Disk 3, you can go only via the Main Menu on Disk 1. These interruptions break the trance of the application.

Once on the proper program segment, however, *TIM* is very easy to work with. Help screens, menus and prompts abound.

File Definition

When defining a new file, for example, you are prompted for a field title (e.g., "Last Name"), while the help screen above advises that you have a maximum of 15 characters. For that same field, you must then specify the length of the field (the maximum number of characters you expect to "fill in the blank") up to 60.

At each prompt, you are also shown how many characters you have left from a maximum of 2400 per record (but this figure can be misleading, as you will see below).

Other parameters to specify are field type (eight choices including alphanumeric field, numeric field, calculated field that performs arithmetic functions on two other fields, inverted name field, dollar field), precision of a numeric field (0-4 places to the right of the decimal) and even date type (American month/day/year or European day/month/year). At any time in the new file definition stage, you can review the fields you have already created or go back through your entries to correct an error.

To signal the end of your file definition, simply press Return (null string), and you are asked if you are done. My tendency was to press "Y" and Enter—Oh, NO! You are only supposed to hit "Y," after which you are prompted for the file name before it is all stored on disk. But if you hit "Y" followed by Enter, the file name prompt flashes for an

3. Sample blank record. Dashed lines indicate number of characters that can fill the field. Help screen at bottom indicates IBM PC function key actions.

4. Sample record.

instant, and you are back to the Create sub-menu; all previous field specifications are gone.

The difficulty is that most menu commands are executed by simply pressing one key, while other prompts are not consistent – some require Enter, some do not. So, after inputting all the fields with Enter, and even ending the session with Enter, I have Enter on the brain—only to lose a great many keystrokes. This is one of those reminders to a non-techy that you must pay attention to the machine to avoid errors.

Speaking of errors, the program catches most of them, tells you what the problem is, and lets you continue. That's great.

I ran into one occasion, however, where an error stopped the program and returned me to Basic, so I was unable to continue. The problem came when I was defining a new file, a relatively large one at that. The character count on the prompt started at the possible maximum of 2400—but the default maximum is only 650.

Not realizing that I should stop before hitting 1750 (i.e., 650 used) I was defining away, watching the character count drop as each field definition. I then gave the file its name and got an error on line 3440 and a Basic "OK." I couldn't get the program going without hitting F2 (RUN), and thus losing all my work up to that point. There was no clue in the documentation that I might run across this problem.

It is unfortunate that most for such errors comes in the "Create" stage, because this is the first place the user must go when starting to use *TIM*. An impatient user would be disappointed.

On a more positive note, though, *TIM*'s user friendliness really shines when it comes to establishing screen formats for records and generating lists or reports.

Custom screen formats can be created with ease thanks to full screen editing. Simply move the cursor to the spot on the screen, call up the field you want, and press a button! Presto! the field appears on the screen in its proper place.

Custom screen formats can be created with ease thanks to full screen editing.

You can put more than one field on a line, provided there is room for all the characters, and leave blank lines between items...really a custom form for each file.

On the IBM, cursor movement is controlled by function keys 1-4, which is a bit awkward if you are used to the scrolling keys on the numeric keypad. The custom screen feature is particularly useful if you want to keep as much data as possible on one screen. Or if an untrained operator is accustomed to established, printed forms the transition to computer entry would be a snap.

Generating Reports and Lists

TIM's list generation is well-suited for printing mailing labels. Again, the flexibility of the program allows for a variety of options, such as specifying 1-4 lists across the page, which and where items (fields) are to appear on the label, spacing between labels, etc. There is also a test print feature which helps you line up the labels properly without printing out data.

In generating reports from data on file, the potential power of *TIM* is evident, but its flexibility only partially so. Screen prompts make definition of the report format fairly easy. Among the "high power" functions you have are the ability to link two files together in one report, and to print subtotals throughout the report (as in sales commission reports).

You are limited, however, in several respects. You're stuck with the titles originally chosen for fields as headings on the report. Secondly, you don't have the ability to create a better looking form with full screen editing as on record formats. This is probably a compromise between too complex a program and a user-friendly approach designed to eliminate as much of the human toil from the job as possible.

Aside from the disk switching, which, admittedly, becomes more transparent as time goes on, the most disheartening feature of the program is the slow speed at which its most powerful features operate. Any shred of hardware transparency disappears when you have to wait for the machine to churn away.

In one 57-record file I used as a guinea pig, a search for a particular record in the pre-sorted key field took 22 seconds, a bit longer than it would take me to dig it out of a file drawer. But if I hadn't been sure of the exact entry as originally input on the record (as might be the case if some-

one else had entered the data, adding "Co." or leaving off "Inc."), the program would have had to "look" at the field in every record on file. And when each peek at a record takes a hair over three seconds, well, that really adds up fast: a bit over three minutes for my 57-record file. The same goes for a search through any non-key field, whether you have the exact entry or not.

Speed

Creating lists and reports is also painfully slow. I printed a report of my 57-record file to the terminal only (negating any delay the printer might cause), with a printout of only four fields from the record, in sequence of any key field. It took almost four minutes!

When you consider that an IBM disk can store up to a minimum of 234 records (at the default record length of 160 characters per record maximum), you are still a long way from "information at the push of a button" on a good-sized business file—unless you want to run the report during lunch or overnight.

Much of the slowness can be attributed to the fact that *TIM* runs in Basic, and the Basic in the IBM PC is not particularly fast compared to some of its less noble competitors.

Innovative Software surely recognized the problem and helped somewhat by using a disk drive Speedup routine which is automatically invoked after you input the date during power up. It's quite an experience to watch the screen print A SPEEDUP and hear Drive A kick on the afterburner. *(Editor's Note: Innovative Software has promised that the version of TIM which will be available when you read this will be compiled and will be "20 to 30 times faster" than the version we reviewed.)*

It becomes difficult to separate the faults of TIM from the limitations of the IBM hardware.

It becomes difficult to separate the faults of *TIM* from the limitations of the IBM hardware, for which it is configured. Indeed, if the program were on a double-sided, double-density disk (with appropriate disk drives available) or, better yet, on a hard disk (a manual addendum offers instructions to eliminate the potentially hazardous SPEEDUP routine if you use a hard disk), part of the speed problem of getting to the various parts of the 346.68K total program would be eliminated. The other problem, on the IBM at least, is running the program in Microsoft Basic. A compiled version should help step up the program.

Recommendation

With my experience so far, I would not recommend *T.I.M. III* for the IBM PC for applications involving a continual, high volume of input/output through the data files. A word processing interface is promised to allow you to merge *TIM* data files with form letters and a global search and replace command will be available by the time you read this.

A small business user might also like to use *TIM* files shared with accounting or billing programs, too. But for small business or personal applications in which self-contained files need be updated only periodically, *TIM* offers a vast amount of data manipulation power. Almost too much power, as we have seen, for the likes of even a heavy-duty micro like the IBM PC. □

"Simply the best word processor...anywhere"

For the Apple™

No hardware additions needed — What you see is what you get. All functions are displayed on the screen exactly as they appear in print including:

- Underlining
- Bold
- Superscript
- Even/normal justification
- Lower and upper case
- Block movement
- Global replace
- Plus many more features

"Word Handler is simply the best word processing software I could find anywhere so far."
William R. Mooney — President
Electronic Funds Transfer Association

New Available!
List Handler
A mailing list program to work with the Word Handler. Interfaces with VisiCalc™ and DB Master™; stores up to 3000 records per disk, unlimited sorting fields.

Word Handler

Once you buy a Word Handler we don't forget you: our customer service department is available daily. We support our products.

When upgrades are introduced you are supplied with a replacement disk FREE! Contact your local Apple™ dealer for a demonstration. You'll be glad you did.

Silicon Valley Systems, Inc. 1625 El Camino Real #4 Belmont, CA 94002 (415) 593-4344

Silicon Valley Systems

CIRCLE 326 ON READER SERVICE CARD

SIZZLING

HOT &

COMING

RT YOU!

RapidFire

GAMES FROM SSI

FUN.

FAST.

POWERFUL.

EXCITING.

LOOK FOR THIS IN YOUR LOCAL COMPUTER GAME STORE!

CIRCLE 242 ON READER SERVICE CARD

A Manager For All Seasons

John Anderson

But Does It Do Windows?

You've just finishing an extensive demonstration of your Atari system for your dinner guests. The swirling, three-dimensional graphics display, comparable to those running on systems at five times the price, fades to black. As you boot some Bach on the music cartridge, you notice the thumbs of your guests are still stiffly akimbo, proof positive that the joysticks have once again done their job well. And then someone speaks:

"But what do you really use your computer for? What practical purposes does it serve?" Your guest smiles, leaning back in his chair as he sips your Chateau Neuf. His eyebrows arch meaningly, and silence fills the room.

For a frozen moment you are speechless—the timing of the question has caught you off balance. Here you were, displaying the capabilities of your Atari as state-of-the-art entertainment machine, running circles around the competition, and this nerd has the audacity to ask about practical applications!

Images race through your head—the hours you've spent learning Basic instead of watching TV; the way word processing has improved the quantity and quality of your written work; how your three-year old has already learned the alphabet. Then the thought strikes you; you return the smile. You calmly boot *Filemanager 800*.

Though several database management programs are available for the Atari, *Filemanager 800* is the only one to make extensive use of color, sound, and extended text modes to simplify program use. Through menu-oriented operation, it provides a clear and easy to understand command format. The screens are designed to make each function mnemonically unique and easy to access.

Before you can boot *Filemanager*, you must insert a small electronic key, called a "Data-Lock," into controller port number one. Without it, no information can be retrieved or altered by the program. More about this feature later.

Once the program is up and running, the main menu prompts for form creation or review, or a number of available maintenance functions. Form creation is integral to the performance of *Filemanager 800*, and you should think carefully about the most effective way to represent the information you wish to store. The manual is very complete concerning this, and is effective because it teaches through example. Let's look at a typical case.

The "Address" File

Everyone has use for an address book. By choosing number three on the main menu, "Create Form," you are prompted to input a filename. Let's call the file ADDRESS. You are then asked which disk drive the file will use. If your system is like mine, just hit return, and the program will default to drive one. Obviously if you have more than one drive, you can support multiple form access.

Next, the program prompts for field names and lengths. This is the most important facet of form creation. It takes a while to get used to the idea, but it's fundamental to all list processing, and is really quite simple. Let's call our fields FIRST NAME, SECOND NAME, ADDRESS, CITY/STATE, ZIP, and PHONE. Field length indicates how far you want the alphabetizing routine to "reach into" those fields during sorting. You then are prompted to input the "index" for the file—that is, the field name upon which you choose to sort and construct the file ADDRESS. The logical choice in this case is the field SECOND NAME.

And that's all there is to creating the file form ADDRESS. By pressing "select" from the main menu, you reach the record menu, and choose number one—"Enter record." You may then enter the names, addresses, and phone numbers of about 500 people, and still have some room on your data disk. *Filemanager* will automatically alphabetize the file to the index SECOND NAME.

You may specify up to nine pages of fields per record; *Filemanager* will automatically paginate files to the screen. Updating files is simple, as is deleting them, and a confirmation prompt keeps you from deleting something accidentally.

Once you have a datafile on disk, you are ready to do some data processing. Using the record menu, choose number 2, "Search." You will see your form

creative computing

SOFTWARE PROFILE

Name: Filemanager 800

Type: File management system

System: Atari 400, Basic cartridge, at least one disk drive

Format: Disk

Language: Hybrid (Basic and machine)

Summary: Best of its kind currently available for the Atari

Price: $99.95

Manufacturer:
Synapse Software
820 Coventry Rd.
Kensington, CA 94707

NEW! Advanced Disk Version

In Air Traffic Controller you assume the responsibility for the safe flow of air traffic over a 400 square mile territory. During your shift in charge of this airstation, 26 aircraft come under your control. Jets and prop planes must be guided to and from airports, navigational beacons and entry/exit fixes. The aircraft enter your airspace at various altitudes and headings whether or not you are ready.

You need the same steady nerves under pressure and almost instinctive analysis of complex emergencies which are demanded of a professional air traffic controller. But Air Traffic Controller adds the excitement and well-defined goals of a game.

Your goal is to get all of the aircraft to their assigned destination before the shift is completed. At your disposal are radar display of the aircraft positions in the control area, coded information giving aircraft heading, destination and fuel supply, hazards enabling you to hold aircraft or assign them automatic approaches, and commands to alter the altitude and heading of the aircraft. Working against you are altitude and heading requirements, and, of course, the clock.

No two games, even at the same clock setting, are the same.

The advanced disk version allows more aircraft, and gives you four additional area maps, each with its own special challenges.

Air Traffic Controller is now available for the 16K TRS-80 (30061) for the 16K Apple II and Apple II plus (4008), and the 8K Sorcerer (5008). All are on cassette for **$11.95**.

Advanced Air Traffic Controller is available on diskette for the 16K TRS-80 (3519), the 16K Atari (7503), and the 32K Apple II and Apple II plus (4517) for **$19.95**, and on cassette for the 16K Atari (7504) and the 24K PET (called Sector 3) (1302) for **$14.95**.

To order, send payment plus $2.00 postage and handling to Creative Computing, Dept. C008, 39 E. Hanover Avenue, Morris Plains, N.J. 07950. Orders may also be charged to your Visa, Mastercard or American Express account — by mail include credit card name, number and expiration date, or if you prefer, use our toll-free number, 800-631-8112. In N.J. only 201-540-0445.

displayed with blanks next to each field. Input someone's second name on the SECOND NAME field, push start, and that file will be retrieved. You may also search across four other fields simultaneously—for example, you could search for all the people with the first name Mary, zip code starting with a zero, and area code 201. The search function will display all relevant files, page-by-page.

Perhaps the power of this kind of program is only now becoming apparent to you. Imagine a file called RECIPE, wherein, you could summon recipes through the fields CALORIES, COST, VEGETARIAN, SEASON, CUISINE, and the like. A file called ARTICLES might contain cross-referenced entries concerning all the magazine and newspaper articles you wish to have on file. You can search for all occurrences of your delimiters, all but the occurrence of your delimiters, all files up to or following them.

Filemanager can be used effectively even if your system does not include a printer, but you will miss out on the ability of the program to print out customized lists and mailing labels. These functions are invaluable to make *Filemanager 800* into a genuinely *practical* application of your Atari. I now keep several business and personal files on the system.

Updating or changing files is made simple, as most screen editor movements remain enabled from within the program. This means you can move the cursor to wherever you want it, input the change, and resave the file, without mess or fuss. Here again the capabilities of the Atari are fully exercised to simplify operation.

File M for Murder

One of the more horrific problems with many file management programs is their inflexibility. Using our *example file* ADDRESS, we might imagine reaching a point where a new field is called for—let's call it COMMENTS. With most database programs, the only way to add this field would involve rekeying the entire file. Not so with *Filemanager 800*: simply boot from the master disk another program called FILEMAINT. It will allow you not only to add fields to existing files, but to combine, rename, or delete entire files.

The program makes it pretty tough to kill data by mistake; in fact it makes it next to impossible. Don't, however, exit *Filemanager* simply by removing the disk and booting something else; rather access number seven from the main menu, "Save/end." If the index of a file has been altered in any way during a filing session, this function will save the altered index to disk. If the index has not been altered, the screen will merely redraw itself.

It's a good idea to get in the habit of "logging off" *Filemanager* in this manner every time, leaving the responsibility of executing this check to the program. If you fail to resave an altered file, you will not lose any data, but will have to reindex the file before you can access it again. In the case of a file of a hundred records or more, this will entail quite a wait. The manual is forthright in its documentation of this potential snag, but the user will still probably have to reindex a few files before the idea sinks in.

The "Data-Lock" key is another potential snag within *Filemanager*. At first I was enchanted with it; it seemed to be a very neat way to provide files with a medium of security. As time wore on, this enchantment wore off.

First I misplaced the key, which I admit was my own silly fault, but might be a bit too easy to do. The key has no slot in it allowing it to be attached to a keychain, and so must be kept in a pocket, box, or desk compartment.

While the key was missing, the thought occurred to me that I might try dumping files to Basic. This was a very simple matter—no files you create with *Filemanager* are, therefore, really very secure.

These problems are trivial alongside the potentials of *Filemanager 800*. Its practical applications are limited only by the imagination of the user.

Meanwhile, Back at the Ranch-style Tract House

Expectation fills the air. After the program boots, you insert the datadisk containing the file WINELIST. You choose number two from the record menu, "Search," and conduct a search on the sub-field "FAVORITE OF," using as delimiter the name of the guest who asked you about the practical uses of our machine. Up pops the listing "Chateau-Neuf du Pape, 1974." Among other fields appearing with the file is the price, $17 a bottle. You then conduct a search using the same delimiter, but on the subfield "USUALLY BROUGHT BY." Up pops the listing for "Swillo," price: $2.99/gal. Somehow you find yourself appreciative of the fact that one of your guests has just spilled fine wine on himself. Laughter follows. □

RUSH THIS POSTAGE-PAID CARD FOR YOUR FREE CATALOG

NO SALESMAN WILL CALL

NEW!

- Computer electronics with new TRS-80 Model III state-of-the-art computer
- TV/Audio/Video servicing with choice of computerized Heath/Zenith color TV, videocassette recorder or stereo system
- Industrial Electronics for Instrumentation and Control technicians with TRS-80 Color Computer for hands-on training
- Electronic Design Technology with design lab program for creative circuit and equipment design

Name (Please Print) Age

Email

City State Zip

Accredited by the Accrediting Commission of the National Home Study Council

176-082

CHECK ONE:

- ☐ Microcomputers and Microprocessors
- ☐ Color TV, Audio, and Video System Servicing
- ☐ Digital Electronics
- ☐ Electronics Design Technology
- ☐ Industrial Electronics
- ☐ Communications Electronics • FCC Licenses • Mobile • Aircraft • Marine
- ☐ Basic Electronics
- ☐ Small Engine Servicing
- ☐ Appliance Servicing
- ☐ Automotive Servicing
- ☐ Auto Air Conditioning
- ☐ Air Conditioning, Heating, Refrigeration, & Solar Technology
- ☐ Building Construction

All career courses approved under GI Bill. ☐ Check for facts

NO POSTAGE NECESSARY IF MAILED IN THE UNITED STATES

BUSINESS REPLY CARD

FIRST CLASS PERMIT NO. 13028 WASHINGTON, D.C.

POSTAGE WILL BE PAID BY ADDRESSEE

NRI Schools
McGraw Hill Continuing
Education Center
3939 Wisconsin Avenue
Washington, D.C. 20016

Now NRI takes you inside the new TRS-80 Model III microcomputer to train you at home as the new breed of computer specialist!

NRI teams up with Radio Shack advanced technology to teach you how to use, program and service state-of-the-art microcomputers...

It's no longer enough to be just a programmer or a technician. With microcomputers moving into the fabric of our lives (over 250,000 of the TRS-80™ alone have been sold), interdisciplinary skills are demanded. And NRI can prepare you with the first course of its kind, covering the complete world of the microcomputer.

Learn At Home in Your Spare Time

With NRI training, the programmer gains practical knowledge of hardware, enabling him to design simpler, more effective programs. And, with advanced programming skills, the technician can test and debug systems quickly and easily.

Training includes the TRS-80 Model III microcomputer, professional LCD multimeter, the NRI Discovery Lab, Computer Assisted Instruction programs and handcycle of demonstrations and experiments.

(TRS-80 is a trademark of the Radio Shack division of Tandy Corp.)

Only NRI gives you both kinds of training with the convenience of home study. No classroom pressures, no night school, no gasoline wasted. You learn at your convenience, at your own pace. Yet you're always backed by the NRI staff and your instructor, answering questions and giving you guidance.

You Get Your Own Computer to Learn On and Keep

NRI training is hands-on training with practical experiments and demonstrations. You don't just program your computer, you go inside it... watch how circuits interact... interface with other systems ... gain a real insight into its nature.

You also work with an advanced liquid crystal display hand-held multimeter and the NRI Discovery Lab,® performing over 60 separate experiments. Both microcomputer and equipment come as part of your training for you to use and keep.

Computer Assisted Instruction

Your TRS-80 even helps train you. You receive 8 special lesson tapes in BASIC computer language. Using them in your microcomputer, you "talk" to it as you progress. Errors are explained, graphics and animation drive home key points. Within a matter of minutes, you'll be able to write simple programs yourself.

Send for Free Catalog... No Salesman Will Call

Get all the details on this exciting course in NRI's free, 100-page catalog. It shows all equipment, lesson outlines, and facts on other electronics courses such as Electronic Design, Industrial Electronics, TV/Audio/Video Servicing... 11 different career opportunities in all. Keep up with the latest technology as you learn on the latest model of the world's most popular computer. If card has been used, write to:

NRI Schools
McGraw-Hill Continuing Education Center
3939 Wisconsin Avenue
Washington, D.C. 20016

NRI

We'll give you tomorrow.

FILEMANAGER 800+™

THE ATARI 800 DISK-BASED FILE MANAGEMENT SYSTEM

The only professional database for the Atari 800 computer. Use it for mailing lists, recipe files, business reports, inventory control, or any other application that requires fast, accurate record keeping. FILEMANAGER 800+ lets your computer do the work it was designed for . . . and allows you more time to do the things you enjoy.

Now compatible with Datasoft's *TEXTWIZARD*™ and Axlon's *RAMDISK*™. Ask for details at your local dealer.

synapse

820 Coventry Road,
Kensington, CA 94707
(415) 527-7751

CIRCLE 349 ON READER SERVICE CARD

Versatile File Manager for TRS-80

Fredrik O. Haarbye

creative computing

SOFTWARE PROFILE

Name: Versafile

Type: Database management

System: TRS-80 Model I Disk

Format: Disk

Language: Basic

Summary: Inexpensive yet versatile file manager

Price: $29.95

Manufacturer:
Radio Shack
1800 One Tandy Center
Fort Worth, TX 76102

Fredrik O. Haarbye, 5510 Broadmoor Place, Indianapolis, IN 46208.

If you are looking for something that will make your computer more useful, *Versafile* from Radio Shack may be the program for you. Enter this program and your computer is turned into an information system.

The program is written entirely in Disk Basic and leads in 5952 bytes (Version 2.2, Model I). At $29.95 it is one of the best buys around. It is very nicely packaged, and includes:

- An 16-page manual (in a hardcover three-ring binder; value $5.95).
- TRSDOS on the program diskette (value $14.95).
- *Versafile* Program ($29.95 - $20.90 = $9.05).

If you know of another program as useful as this for $9 let me know; I want to buy it.

What makes *Versafile* score high is its versatility—its name is very appropriate. Take a look at one example of a *Versafile* Index (Figure 1) and you will recognize some useful "personal" applications. And its usefulness in business is just as great.

The manual provided with the program suggests as examples a used car inventory, an insurance agent's client information file, and a foreign word dictionary. Figure 2 may give you some more ideas.

The program uses sentence-oriented storage and retrieval. File entries are stored under eight different keywords which may be used or changed at the user's option. Any word with seven or fewer characters can be used.

A file entry may or may not contain one of these keywords, and there may be more than one keyword in the sentence. The keyword may be placed anywhere in the file entry. Any character on the keyboard, except the arrows, may be used in the file entry, and 2 to 238 characters (spaces included) will be accepted per entry.

The tab key (right arrow) can be used to tab eight spaces. A period at the end of the file entry serves as delimiter.

Storage of a file entry is reasonably fast. For example after a 236-character entry has been typed in, the computer is ready for a new entry about seven seconds after the Enter key has been pressed. An

Figure 1.

Figure 2.

Figure 3.

Figure 4.

improper entry will result in "I don't understand your entry. Please try again."

Searching

Searching the file is done by entering one or more words (or numbers) followed by "?". If a valid keyword is included in the search request, the file for that particular keyword is searched for a match. A "global search" can also be requested. In this case keywords can be omitted, and all keyword files will be searched.

This program packs a lot of capability into a small amount of memory space.

To shorten the search time, the program has 37 "unnecessary words" which can be changed at the user's option. Any of these words present in the search request will be removed from the request line prior to search, as will the keywords. The selection of all of these words (keywords and unnecessary words) is important and may affect the search time.

The computer will search for a minimum of five file items before outputting any information. Therefore, if there is only one match (anywhere) in the file, the whole file will be searched before an output is made. This is a bit of a nuisance but can be corrected with one of the program modifications listed at the end of this article.

A search through a 1000-item data file (average 50 characters per data item) may take about three minutes, while a search through 60 of these items may take 14 seconds. One nice feature of the search function is that it does not give up easily.

If a search request is made with a keyword and no match is found in that keyword file, the other files will also be searched. Output to the printer is optional.

Another (minor) nuisance: an empty line plus the request sentence is printed for every five file items listed. This can also be corrected with a program modification.

There is no facility to edit a file record directly, but this may not be a real handicap since records can be removed from the file with single or multiple kill commands. If the information supplied in the kill command is inadequate, a different file may be killed. However, the record that has actually been killed is listed for verification.

Another thing that makes this program outstanding is its documentation. Author William D. Schroeder should be complimented on this as well as the program quality. Twenty-two remark lines scattered throughout the program nicely explain the program statements.

In addition to an extra copy of the *Versafile* program, the disk contains all of the standard TRSDOS Library Commands and three utilities: FORMAT, BACKUP, and BASICR (re-numbering Basic). It is not likely that these routines (except possibly BACKUP) will be used when *Versafile* is running. The manual explains the use of FORMAT and BACKUP.

To sum it up, this program packs a lot of capability into a small amount of memory space. Although it has no alphabetic or numeric sort ability, this may be an advantage since there are no complicated instructions needed to use it. The program has performed reliably for me during six months of extensive use.

Program Modifications

I have made the following seven modifications to *Versafile*. They provide more disk space, customize the program, and make it easier to use.

1. Kill all unnecessary files on the disk to provide an additional 16 granules of disk space. It is not likely that any of the following files supplied with the program will be used when running *Versafile*. If there is a need, slip in an un-modified disk.

In the DOS READY mode enter:

KILL FORMAT/CMD:FORMAT	(3 grans)
KILL BACKUP/CMD:BACKUP	(3 grans)
KILL BASICR/MCD:BASIC	(5 grans)
(Do not kill BASIC/CMD)	
KILL VERSA/BU	(5 grans)

2. Removing all remark lines adds about 1200 bytes of RAM space and one granule of disk space.

Delete the remark parts of lines 70 and 125, and lines 299, 369, 999, 1199, 1369, 1399, 1497, 1609, 1654, 1669, 1699, 1999, 2099, 2999, 3089, 3999, 4999, 5999, 9999, and 18999.

If you have a utility which will remove spaces in the program lines (such as NEWDOS/80 Ver. 2.0), you can gain another 400 bytes.

3. This modification replaces the "Title Page" with one that has information pertinent to the file created by the program. In addition to the title of this file, it also shows the keywords in use for the file. (See Figure 3.)

Delete all lines to and including line 70 and add the lines 10 through 90 and 23000 and 23010 in Listing 1.

4. It is useful to be able to show the keywords any time the program is run-

Listing 1

```
[illegible]
```

ning. Adding line 320 of Listing 1 and lines 23000 and 23010 of modification 3 will do it.

Also, having to hunt through the manual to find an explanation of program commands is a bit of a chore. To bring all of the commands to the screen any time, change line 300 and add lines 325, 335 and 24000-24100 of Listing 1. (See Figure 4.)

5. Sometimes it may be desirable to change the search to fewer or more than five items before an output is made on the CRT. In response to the ??>> prompt, when a number 1-9 is entered, this becomes the number of items searched before an output is made. Change lines 125 and 1405, add lines 315, 330 and 335 as shown in Listing 1.

6. When several references are listed at one time, it is handy to have them numbered. The redundant printing of an empty line and the request sentence when listing to a printer can also be changed. Add line 1654 and change lines 1655, 4000 and 4010 as in Listing 1.

7. Some odds and ends: When several listings are made for one file request, line 1656 wastes space and makes the output a bit confusing. The same is true for line 1660. I would also suggest changing lines 110 and 120 as in Listing 1. □

Krell's College Board

SAT*

Preparation Series

New for 82

A COMPREHENSIVE PREPARATION PACKAGE / 10 PROGRAMS / 1 DISK

1. Diagnostic analysis
2. Presentation of individual study plans
3. Coverage of all SAT* areas
4. Unlimited drill and practice
5. SAT* Exam Question Simulation
6. All questions in SAT* format and at SAT* difficulty level
7. Instantaneous answers, explanations and scoring for problems
8. Worksheet generation and performance monitoring (optional)
9. A complete record management system (optional)
10. Systematic instruction in pattern (both verbal & mathematical skills) (optional)

Krell's unique logical design provides personal instruction for each student according to individual needs.

APPLE ATARI COMMODORE CBM/PET IBM/PC IBM TANDY SHACK TRS-80

LOGO $99

NO FRILLS PAK

1. Two copies of Krell's LOGO for Apple II*
2. Utility disk with M.I.T.'s valuable demo programs including Dynaturtle
3. The official M.I.T. technical manual "LOGO FOR APPLE" by H. Abelson & L. Kaye

No Frills Pak Price $99.95

FRILLS FOR LOGO

FRILLS FOR LOGO — Support Pak for M.I.T. LOGO, KRELL & TERRAPIN INC.

1. Krell utility disk
2. Kaye & Lawrence
3. LOGO for Apple II — by H. Abelson
4. Alice in Logoland Primer
5. Complimentary wall chart
6. LOGO & Exploration Computing Journal

$89.95

NO FRILLS LOGO AND ALL THE FRILLS COMBO FOR APPLE II* $149.95

ALSO AVAILABLE

Time Traveler — Journey in Time Simulation (Professional Series)

Performed with the Krell

SAC 100 — Newton — Micro Graphics — Super Star Asteroids — Sword of Zedex — Krell Game Pak

CALL FOR DETAILS AND PRICES

KRELL

SOFTWARE CORP

CIRCLE 269 ON READER SERVICE CARD

Bridging The G.A.A.P.

Ron Exner

Converting to a computerized accounting system is more tedious and boring than setting up a manual system.

"$&@#%!*!!!" is a common expression that is frequently muttered under the breath of almost anyone who has to deal with "doing the books" of a small business. In fact, rumor has it that the Accounting Standards Board is going to incorporate such expressions into the classic sacred Generally Accepted Accounting Principles. If you have ever operated a manual accounting system you know exactly what I'm talking about.

The prime source of frustration and error is the Accounting Cycle: that recurring cycle of events that makes everything else happen. Briefly, it is comprised of seven parts: 1) entering transactions in an appropriate journal, 2) posting journal entries to the general ledger, 3) making up a work sheet, 4) producing financial statements from the work sheet, 5) journalizing closing entries, 6) posting closing entries to the General Ledger and balancing each account, and 7) making a post closing trial balance.

Needless to say this procedure, which in fact is even more complicated, is almost impossible to complete without numerous time-consuming and frustrating human errors and their numerous verbal counterparts.

Well, thanks, take heart, relief is on the way. Between the liberalization of investment tax credits and the new A.C.R.S. depreciation system on the one hand and the increasing number, sophistication and user friendliness of accounting packages for computers on the other, you would be a "$&%$&%!" fool not to let a machine take over the drudgery and frustration of dealing with the accounting cycle and Generally Accepted Accounting Principles.

One of the most popular packages on the market today is produced by B.P.I. It is not perfect but it is exceptional.

Two terms central to the design and use of this General Ledger package are "journal-based" and "automated." Here is a system that is truly a journal-based double entry accounting system that performs with single entry simplicity while conforming to Generally Accepted Accounting Principles.

The G/L module is more than a General Ledger to which Accounts Receivable and Accounts Payable additions can be appended. For one thing, it breaks the seven-step accounting cycle down to 3) input 2) post/reports and 3) closing. This is accomplished primarily by eliminating many of the repetitious, tedious and error-prone human entries through automation. For another, it is a General Ledger which has A/R and A/P subsidiary ledgers along with a Payroll Register attached. Although these subsidiary systems have limited features, they can be very useful in some business situations.

Structure

The General Ledger system comes on four disks: data input, posting/reports, maintenance, and sample data. The user uses the input and posting/reports disks primarily, and only occasionally refers to the maintenance disk when creating

creative computing
SOFTWARE PROFILE

Name: General Ledger

Type: Accounting package

System: 48K Apple II Plus, two disk drives, DOS 3.3, 80-column printer

Format: Disk

Summary: Not perfect, but exceptional

Price: $395

Capacity: 400 G/L Accounts
200 Cash Payees
100 Payroll Accounts
200 Accounts Payable
300 Accounts Receivable

Modules Available:
Accounts Receivable
Accounts Payable
Inventory Control
Payroll
} $395 each
Job Cost — $595

Manufacturer:
B.P.I.
3423 Guadalupe
Austin, TX 78731

Ron Exner, 807 Potter St., Bellingham, WA 98225

Get Omni quality for as little as $1.99... even if all you want is a 10 pack.

Call toll-free for great savings on Omni's complete line of 5¼" premium disks. Each is certified error-free at a minimum of twice the error threshold of your system. Each is rated for more than 12 million passes without disk-related errors or significant wear. And each is precision fabricated to exceed all ANSI specifications with such standard features as reinforced hub rings and Tyvec sleeves. Get same day shipment and an unconditional, no hassle money-back guarantee.

ARCHIVE

152 Boston Turnpike
Shrewsbury, MA 01545
(800) 343-0314; In Mass. (617) 756-2960

Call toll free (800) 343-0314 In Mass: (617) 756-2960

Call if you're not sure which disk is compatible with your system. Call for prices on 8" and special formats. We offer an unconditional money back warranty. We're here to help.

Be sure to indicate system name and model # at right.

# of 10 Packs	5¼" Disks	Price Per 10 Pack	Total Price
_____	Single side/single density	$19.90	$_____
_____	Single side/double density	$23.90	$_____
_____	Double side/double density	$19.90	$_____
_____	Flip/Floppy reversible Double side/double density	$19.90	$_____
_____	Protective plastic library case (to fits of soft storage box)	$ 2.99	$_____
	Shipping and handling		$ 3.50
	5% sales tax (Mass. only)		$_____
		Total	$_____

☐ Check ☐ COD ☐ Master Card ☐ VISA

Card # _____ Exp. _____

System and model # _____

Name _____

Address _____

_____

Tel _____

CIRCLE 113 ON READER SERVICE CARD

editing or listing accounts or subsidiaries. The sample data disk is used in conjunction with the documentation as tutorial aids.

All of the system disks are copy protected and not only is no backup provided, but no mention is made as to how to go about getting one in what the user might do. Which that either can!

Despite this and other shortcomings, B.P.I. is basically a well conceived and well designed user oriented system that has incorporated several surprising and automated features. One is the inclusion of "skeleton" Accounts Receivable and Accounts Payable along with a "skeleton" payroll register.

Each journal is well thought out and has a simple, but effective, operation.

These sub-modules act exactly as their manual counterparts except that most of the information generated from or entered into them is automatic and 100% reliable — except for human error.

Setup

Converting to a computerized accounting system is more tedious and boring than setting up a manual system. With the B.P.I. General Ledger system this is unnecessarily, painfully apparent. Setup of the General Ledger requires two separate operations and excessive, unnecessary repetition. In the first step you input the account number and then the account name. This is done for all the accounts. Then, starting over again, the General Journal is entered and each account number, that was just entered in step one, is entered again but this time the opening balance is input.

Another weakness is the fact that the account numbering system is only four digits, effectively three. That is, the last digit is used to total Balance Sheet accounts to a control account or to designate Income Statement accounts as departmental or company. Setting up the skeleton ledgers, vendors and employees is similarly effective but inefficient. Fortunately, this process need be done only once for each company.

Figure 1.

Enter Cash Disbursements	List Cash Disbursements
Enter Invoice Register	List Invoice Register
Enter Cash Receipts	List Cash Receipts
Enter Merchandise Purch	List Merchandise Purch
Enter Cash Sales	List Cash Sales
Enter General Journal	List General Journal

Documentation

The General Ledger system comes wrapped in a very impressive, padded standard sized three ring binder. However, upon opening the binder one finds 108 pages of mimeographed, paper back bound, unbinded tutorial and reference material. Of this 108 pages, 37 are sample reports, 3 are concerned with error checking and 8 are a glossary of accounting and B.P.I. terminology. The remaining 55% is in the form of a mixture of tutorial and reference manual.

Although the tutorial performs well in its role of familiarizing the user with the intricacies of the system, since it is interwoven with reference information it makes the use of the reference material unnecessarily difficult. Part of the reason for structuring the material this way may stem from the fact that the authors make one important assumption about the user; he is familiar with Generally Accepted Accounting Principles and has a working knowledge of accounting basics.

This seems to be a reasonable approach since the objective of the system is to perform accounting tasks and not teach accounting principles. However, considering the effort that apparently went into designing the working part of the system it is disappointing to find documentation that is comparatively so unimaginative.

Input

The real strength of the system can easily be seen when hearing the data input disk. The menu is displayed as in Figure 1.

Each journal is well thought out and has a simple, but effective, operation. The journals and their functions are as follows:

Cash Disbursements: Acts as a check register. May distribute a check charge to as many as twelve different accounts. Can be preprogrammed with vendors, employees and regular payees and their normal charge distribution. There is no provision for printing checks.

Invoice Register: This is the Sales Journal. However, it not only records merchandise sold on account but may include cash sales as well. May be preprogrammed for as many as ten different departments, branches or other divisions.

Cash Receipts: Used in conjunction with the Invoice Register. Makes a chronological record of customer payments and automatically credits the A/R control and subsidiary accounts.

Merchandise Purchase: Used when a formal A/P system is needed. Each vendor is given a number and when purchases are made, the charge may be distributed to up to ten different cost of sales accounts.

Cash Sales Journal: Designed for use with a cash register. Entries are made directly off the register tape into accounts determined during setup and company configuration.

General Journal: Acts as the traditional G.J. Requires both credit and debit entries but remembers what the current G.J. entry number should be.

Incorporating a high degree of automation into these special journals eliminates having to make over half the required offsetting entries to the subsidiary and general ledgers.

There are times when flexibility is notably absent.

For example, if your cash account is no. 1045 then when setting up the Cash Disbursements Journal you simply indicate 1045 as the account to be credited when checks are written. So, when using the C.D. Journal, you simply enter the date, payee, amount of the check and its distribution (the system knows what the current check number should be). The total charge is shown at the bottom of the screen and is, when posted, automatically credited to 1045 (cash). There is no possibility of making an erroneous entry to 1145, for example.

This automation of special journals not only means that each subsidiary account will balance to its control and that the total amounts entered from the keyboard and by the computer will balance but that the user can forget about Generally Accepted Accounting Principles and just enter the data as if he were using a manual system.

The built in structure and automation of the system keeps the user from making gross mistakes such as forgetting to post to a subsidiary account or skipping a check in the C.D. Journal. The same holds true for the other journals.

Reports

Once the information is input via the proper journals the next step is to run "your reports" disk. The options are listed in Figure 2.

Figure 2.

Print	Income Statement
Trial Balance	Balance Sheet
End of Month	End of Quarter
End of 4th Quarter	End of Fiscal Year

NOW AVAILABLE AT YOUR LOCAL COMPUTER AND HOBBY STORE

Sir-tech SOFTWARE, INC.
6 MAIN STREET, OGDENSBURG, N.Y. 13669

CIRCLE 229 ON READER SERVICE CARD

THEY CAME OUT OF THE BLUE OF THE WESTERN SKY

and it's up to you to stop them!

REAR GUARD

FEATURING ARCADE ACTION GRAPHICS AND SOUND

You know those alien residents who look like blue jello and smell like a cow pasture on a warm day? Well, they're up in arms about something and have declared war! Their weapons are Cyborg ships with their intelligent parts suspended inside. These Cyborgs pursue like crazed bats to try and kamikaze your crew pods. You're armed with an unlimited supply of Guided Energy Darts, but even when you blast em, their doomsday missiles come right at you! Good luck. (You'll need it!)

REAR GUARD features many extras which are usually found only on coin-operated video arcade machines. These include advanced play levels, running high score (with high score clear option), two player option, brilliant horizontal scrolling, and great sound effects.

APPLE VERSION

ATARI VERSION

TRS-80 VERSION

TO ORDER:

Adventure

As in the data disk, the user is given the option to enter a "queue" a series of operations to be run. For example, Post, Income Statement, Balance Sheet, and Trial Balance could all be entered into the "queue." By simply indicating the "run queue" option, each of these entries would be executed, one after the other, automatically.

Of the options on this disk, posting is the most highly automated. When posting, each journalized entry is recorded in the General Ledger along with an audit trial that even a non-accountant can easily follow. When posting is complete, a hard copy of the General Ledger and skeleton subsidiary ledgers are printed.

Of course, no system can be all things to all people. There is a trade-off for built-in structure and automation. Although the system is very flexible in its adaptability to almost any business configuration there are times when flexibility is notably absent. This is most evident when producing financial reports.

On the Income Statement there is, for example, no provision for budgeted or current vs. previous period. What is available is a B.P.I. preprogrammed, format of "current," "current-%-of-sales," "year-to-date" and "year-to-date-%-of-sales."

The Balance Sheet is much like the Income Statement in that it is fixed in its format but shows only the information for the current period. In general, I found the reports and report formats for the Balance Sheet and Income Statement somewhat limited but quite adequate.

Summary

From an accounting standpoint, the B.P.I. General Ledger system is very strong. However, there are several notable weaknesses in what is otherwise a very smooth running, efficient user-oriented package. For one thing, given the lack of reset protection on software, this package is obviously designed for newer Apples.

Secondly, the system fails to store the printer configuration to disk. This means that each time the printer is turned on and a report generated, a tedious, and annoying series of questions must be answered.

Third, in such a highly automated system it is surprising to find that there is no provision for repetitive entries such as depreciation, rent, etc.

Lastly, the setup procedure is tedious and frustratingly repetitive. Despite these detractions, the inherent strength of the design of the B.P.I. General Ledger package — as it invisibly conforms to Generally Accepted Accounting Principles, as it is reflected in the use of specialized journals, and as automation ties G.A.A.P. and the special journals together — can not be denied. It is on the basis of these strengths that the system should be considered. □

FREE with purchase of one CHR Hardware

DISCOUNT SOFTWARE

Ad #27

ULTIMATE SOFTWARE PLAN

We'll match any advertised price on any item that we carry. And if you find a lower price on what you bought within 30 days of buying it, just show us the ad and we'll refund the difference. It's that simple.

Combine our price protection with the availability of full professional support and our automatic update service and you have the Ultimate Software Plan.

It's a convenient, uncomplicated, logical way to get your software.

(New items or new prices)

CP/M

APPLE II

16-BIT SOFTWARE

CALL TOLL FREE VISA • MASTERCHARGE

U.S. 1-800-421-4000 • CALIF. 1-800-252-4000 • LOS ANGELES 1-213-837-5141

THE DISCOUNT SOFTWARE GROUP

CIRCLE 186 ON READER SERVICE CARD


SATN

Keeping VisiCalc Smooth and Silky

Will Fastie

It should certainly be no surprise to anyone, least of all a regular reader of this or other computer magazines, to learn that VisiCalc is the Number 1 software package ever. Estimates of the number of copies sold vary, but by now 250,000 is not an unreasonable estimate.

Dan Fylstra, of VisiCorp (nee Personal Software), was quoted as saying that there was probably one unauthorized (translated: pirated) copy for every sold copy, and maybe more. Then, of course, there are the spinoffs – SuperCalc, SuperComp, Microplan, Multiplan, and others, including versions for all the major minicomputer timesharing systems. And how many people use each copy? The total number of users is surely in the millions.

That's a lot of people using spreadsheet programs. For that kind of user population, it seems natural to expect that much would be written about how to use the programs. What techniques are possible, and how are they used? For large models, can efficiencies be gained? How do the advanced features work, and what are they good for? And just what can be done with the programs? Are they generally applicable, or are they good only for accounting and financial applications?

Well, it turns out that very little has been written. There are a few books and a few newsletters, but for the most part, there is nothing to help one learn how, nothing to make one think, nothing to stretch one's imagination.

Until now, that is. About a year ago, Software Arts, Inc., the company that created VisiCalc, inaugurated *SATN*. It's pronounced "satin," and it stands for "Software Arts Technical Notes." It's a bi-monthly publication chock full of all those things: pointers on how to use VisiCalc, articles on technique, detailed examples, and best of all, mind benders. It is the mind benders that make this such a creative and valuable publication, one really worth having.

What is a mind bender? Perhaps the best example is one of the articles from the second issue, November/December 1981. This article explained how to set up a worksheet to solve cryptarithms, and used as an example the famous SEND + MORE = MONEY problem. (For ye of little puzzle knowledge, a cryptarithm is a puzzle in which each letter represents a number. The object is to deduce the digits such that the formula will be correct.)

Each article is written with painstaking care, to be sure each step is clear and correct.

Why is this a mind bender? Well, would you have thought of using VisiCalc as an aid to solving this problem? Seeing this from a program which seems to be suited for little more than ledger sheets is startling, unexpected. And challenging.

This is not to say that traditional accounting and financial applications have been overlooked in favor of more esoteric ones. The March/April 1982 issue had articles on Individual Retirement Accounts (IRA), income tax, and internal rates of return. The premiere issue discussed calculation of withholding tax.

Unexpected topics included the construction of a project scheduling form, manipulation of dates arithmetically, forecasting models for predicting election outcomes, and, of course, SEND MORE MONEY.

There are no credits in *SATN*, not even a masthead. The publishers are Bob Frankston and Dan Bricklin, inventors of VisiCalc and founders of Software Arts. Dena Feldstein, who is the documentation manager for Software Arts, is the managing editor. The rest of the staff works full time on *SATN*. Jack McGrath is the editor, Debbie Reppert is the copy editor, Joyce Hurd is the circulation manager, and Lisa Underkoffler is the marketing manager.

So far, Software Arts has provided all the material for *SATN*. In an interview with *Creative*, a tired-sounding but still energetic Jack McGrath described how time-consuming each article is. Once an idea has surfaced, it is carefully constructed in VisiCalc.

This process is particularly tedious, as the resultant model must work in all (or almost all) the versions of VisiCalc. That means a more recent enhancement might have to be ignored in favor of an imple-

W. H. Fastie, 7110 Sheffield Road, Baltimore, MD 21212.

mentation which is more standard. Then the article is written with painstaking care, to be sure each step is clear and correct. In answer to the question "Is *SATN* considering becoming a monthly publication?" Jack only groaned.

Jack did mention that an external submission plan had been put into effect. This is good news, because it will mean a larger pool of ideas to tap. A writer's guide is now available that describes what *SATN* is looking for and how the article should be constructed.

SATN will pay for articles accepted for publication. Jack suggests that interested authors submit a very brief "query" which describes the concept. The idea behind the query is to save everybody time and work by dealing first with a very brief description which can be quickly checked against previously published material and which can be considered without need of examining a complex model. Actually, this is a good idea because it forces the author to present the concept in a simple, lucid form.

If that can't be done, the idea probably isn't so great. If an agreement is reached, *SATN* wants a sample of the model on disk, to verify its operation and to avoid spending the time required to enter it.

SATN will pay for accepted articles upon publication, and this is the only fault I can find. If the idea is good, and *SATN* wants it, payment should be made upon acceptance. This is also a better method of inducing people to advance a query.

In short, *SATN* is a very professional, high quality publication. Although the price of $30 for six bi-monthly issues may seem high, the ideas presented can be stimulating enough to save far more than that in time.

For articles or queries, write: *SATN*, Editorial Department, P.O. Box 494, Cambridge, MA 02139.

For subscriptions, write: *SATN* Subscriptions, P. O. Box 815, Quincy, MA 02169. □

Investigate Robotics

RHINO XR-1

built with the same operating technology as large industrial robots

$2400

complete with 32" high robotic arm • power pak • controller card • cables • manual • tool kit

- Use with any RS-232C computer port or modem
- Rigid ¼" open aluminum construction
- Six powerful DC Servo gear motors
- Digital choppers on all axes
- Controller card with Intel® 8748 CPU
- Built-in self test program
- Reach: 22.5" maximum
- Grasp: 2"
- Lift: 16 oz. at extension

"Hands-on-Introduction to ROBOTICS, The Manual for XR-1" may be purchased separately @ $20.00 ea. p.p.

Immediate delivery. Shipped F.O.B Champaign, IL (IL residents please add 5% sales tax) Price & specifications may be altered without notice. Dealer/Rep. inquiries invited.

Sandhu Machine Design, Inc., Dept. CC-1
308 S. State, Champaign, IL 61820
217/352-6495

CIRCLE 222 ON READER SERVICE CARD

WANTED

SOFTWARE AUTHORS!

for Apple, Atari, TRS-80, NEC, Hitachi. . . .

Brøderbund Software is looking for new authors to join its international team of programmers. If you have a product for the micro market, let us show you the advantages of working with our team of design, production and distribution specialists.

Call or write for our free Authors Kit today or send us a machine readable copy of your work for prompt review under strictest confidence.

Brøderbund Software

1938 Fourth Street, San Rafael, CA 94901 • (415) 456-6424

CIRCLE 120 ON READER SERVICE CARD

Prehensile Programming

creative computing

SOFTWARE PROFILE

Name: Monkey Wrench
Type: Basic Utilities Package
System: Atari 800/400
Format: ROM "Firmware"
Language: Machine
Summary: Provides several helpful additions to Atari Basic
Price: $49.95
Manufacturer:
Eastern House Software
5239 Linda Dr.
Winston-Salem, NC 27106

John Anderson

Basic programmers, whether professionals or struggling novices, stand to benefit from any help they can get. Atari Basic is a relatively friendly language in which to work, thanks to extensive syntax checking and a versatile editor. It is an excellent system for learning—yet it has some drawbacks.

Monkey Wrench attempts to correct some of these, and does a very good job of it. It provides nine new Basic commands, as well as a machine language monitor with 15 commands. It also bears the real distinction of being the first (and currently only) ROM board for the right hand slot of the Atari 800.

Installation

I cannot in good conscience call *Monkey Wrench* a ROM cartridge, as it has no case to speak of. The only disadvantage of this is the possibility of installing it backwards in the computer—a potentially devastating disadvantage. Atari cartridges will not install any way but correctly. Further, the board must be installed with the chips facing away from the keyboard—perhaps counterintuitive to the notions of many users. Needless to say, care should be taken on this point.

My machine has been around for nearly two years without ever having anything stuck in the right-hand slot. Hence, when I first plugged in *Monkey Wrench*, I got some rather glitchy results, ranging from a blank yellow screen (you may be familiar with that one, it's an operating system bug), to some spectacular electronic "rain" blowing across the screen.

The manual suggests cleaning the contacts with alcohol. I used a little contact cleaning spray and plugged the board in and out several times. When I looked at the board contacts, they were filthy. I cleaned them with a pencil eraser, plugged the board back in, and got the title display. I then experimented for over an hour without any problem. It is also mentioned in the manual that the 850 interface *must be off* before booting Basic with *Monkey Wrench*.

Operation

Monkey Wrench is "transparent"; that is to say, after the title display indicates that it is functioning, it will not evidence itself again until called. The sole exception to this surfaces when the user tries to move the cursor with "control arrow" keys. The cursor movement arrows are now accessed without the need to press control, while the plus, minus, equal, and asterisk keys are accessed by pressing control.

This option takes a bit of getting used to, but is a much more convenient keyboard configuration for Basic editing. Nine times out of ten, you'll want to use those keys for cursor movement. If this function is for some reason undesirable, you can toggle it off with a simple ">E" command, reverting to normal keyboard operation.

It's Got Your Number

Ready for an editing session in Basic? Well get set for it, because you won't have to worry much about numbering, renumbering, or deleting *blocks of line* numbers any more. Automatic line numbering is easy; simply enter ">a", followed by your choice of starting line number and the increment value you

want. When you press return, those line numbers will be displayed automatically.

This may seem to some to be a minor convenience. All I can say is once you get used to it, you'll never want to be without it.

The same goes for block deletion, accessed by ">d" followed by the first and last line numbers in the range to be deleted. Certainly you could sit and patiently delete each line of the block. In a substantial modification, however, this would become tedious very quickly...and the real benefit of this feature would be seen.

Most powerful and beneficial of the numbering commands is renumber, ">R" followed by the starting line value and the increment value you select. *Monkey Wrench* will renumber your Basic program in whatever configuration you wish, changing not only line numbers but all references to line numbers occurring within the program.

I experimented with renumbering three of my own Basic programs (of some complexity), and it works perfectly each time. It should be noted however, that I do not use "names" to call subroutines, a friendly and helpful capacity of Atari Basic, i.e., "GOSUB MAINLOOP." As *Monkey Wrench* is unable to distinguish between "name" constants and any others in a program, this will cause problems in renumbering. This is true of any renumbering routine, and may be reason enough to steer away from "naming," at least when confronted with a choice between quick and painless renumbering and named subroutines.

Because the renumber command uses screen memory as a buffer, there is a limit to the length of a program that can be renumbered. By changing the graphics mode, the total length can be brought to about 1000 lines of code—probably more than you'll need for any single program file.

Some More Than Marginal Additions

By pressing ">M", screen margins can be reconfigured without the need for cryptic POKEs. Since the Atari screen defaults to 38 characters, many programmers (especially those with video monitors) will want to move the margins out to a full 40 characters.

For those who wish to commune with the Atari CPU, the command ">#" will convert decimal values to hexadecimal, while ">$" will convert hex values to decimal. For beginning machine language programmers (of which category I am a lifetime member) these utilities are indispensable.

Typing ">T" followed by hex values will perform a memory test. Don't be shocked if you discover some bad bits of RAM in your Atari. I did, in two machines. The only disadvantage to this function is that testing is very lengthy...and looks just like a system lock-up unless bad bits are turning up.

Most powerful and beneficial of the numbering commands is renumber.

Monitor Does Not Support Disk

In addition to these commands, a small machine language monitor is provided. Memory location contents can be displayed between any two addresses, and be toggled to display the ATASCII equivalents of these contents, as well as disassembled. The 6502 register contents can be displayed, memory and registers altered, and searches conducted within code for ASCII strings or hex characters.

Memory can be saved and loaded, but very unfortunately, only to cassette. Thus, this monitor will be of only limited utility to all but the most single minded hackers. The monitor is handy for developing short machine language subroutines within Basic programs, and while it will run without Basic, it will probably not be of much use in this mode.

The utilities offered by *Monkey Wrench* are easier to use than disk based utility programs. They never have to be loaded, and are not corresident with the program you are working on, at least as far as the screen editor is concerned. All commands are available at the touch of a button or two, and with the exception of the RAM test, are uniformly quick to execute. This "transparent" quality will be most appreciated by the intermediate programmer, at whom the package is best aimed.

You will note that I hedged a bit about what *Monkey Wrench* does to and to RAM. The fact is that it does eat up some memory, including part of page six, which could cause some rare problems. Remember also that each cartridge eats up 8K when plugged in: Basic and *Monkey Wrench* will bring free memory on a 48K machine down to about 30K. □

COPIES WITHOUT PROBLEMS:

FAST: Turnaround time in hours and days, not weeks. You get your disks when you need them.

ACCURATE: Each copied track is checked bit by bit. If it doesn't match your original, it isn't shipped.

FLEXIBLE: Standard, double-boot, and copy-resistant formats. 50 copies minimum, no maximum.

REASONABLE: Set-up as low as $10 per disk. Copying only from 30¢, copying and 3M disk from $2.00. Other disks and services also available.

RELIABLE: Years of disk duplication experience insures a problem-free shipment on time — time after time.

For all your Apple® compatible copying needs.

THE ALF COPY SERVICE.

ALF 1449 Estes Denver, CO 80215 (303) 234-0871

More Dilithium Crystals, Captain

George A. Miller

creative computing

SOFTWARE PROFILE

Name: Starship Commander
Type: Space ship simulation
System: 48K Apple II
Format: Disk
Language: Applesoft and machine
Summary: Good for patient space fans.
Price: $39.95
Manufacturer:
Voyager Software
P.O. Box 15-518
San Francisco, CA 94115

Starship Commander is a space ship simulation game played on a 48K Apple II. You are the commander of the large Starship USS Ranger and have the task of destroying up to three enemy Vegan vessels.

Each turn is composed of visiting any or all of the seven starship stations: Life Support, Navigation, Weapons, Science, Communications, Defense and Engineering. Decisions can be made at each station and information can be obtained. Each turn ends with a three-dimensional display of the starship firing at the Vegans and the Vegans firing back.

The game ends when you have destroyed all the Vegans or when they have destroyed you. Or the game can end with you surrendering or you talking the

Vegans into surrender (done at the Communications Station). A real chicken way for the game to end is for you to hotfoot it out of the galaxy and get out of range (6500 megameters) of the Vegans. Only a party pooper would use the end-of-game option.

After each turn you have the option of saving the game, so you can stretch a game out over several days or weeks.

The Life Support Station controls crew assignments, team assignments and life support power allocations. You, as commander, must rotate your teams as they fatigue. Also, you can reassign personnel as they get wounded—or worse.

The graphics in this part of the game are fantastic. The relative efficiency of the three teams (Duty, Standby, and Sleep) is shown by a bar chart in which each "bar" is an outline of a person.

In the Navigation Station you can control all movements of the ship: speed, direction and evasive action. The Weapons Station, which you should visit every turn, controls all firing of the weapons system (phasers and torpedoes). The Science Station displays the enemy's status.

You can communicate with the Vegans in the Communications Station. Here you can ask for their surrender and will receive it only if the Vegans have but one badly damaged ship remaining. You can surrender or try to bluff the Vegans into running away.

The Defense Station maintains all shields. It is important to give the correct power to those shields facing the Vegans. If one of your shields is damaged you can have it fixed by allocating repair droids to the affected shield. Repair management as well as power redistribution is done from the Engineering Station.

Like most simulation games, *Starship Commander* is slow. It takes about 15 seconds to move from one station to the next. It is designed as a one person game—you vs. the computer (Vegans). Thus, it may appeal only to shut-ins or hopeless Trekkies.

Simulation games frequently have the redeeming grace of being educational. However, with *Starship Commander* you become good only at starship management and wanton destruction. It seems that a better game might try to simulate a real life situation, the well known Starship Enterprise, or a situation with a more socially acceptable goal.

Starship Commander has one very interesting feature: the only input communication is via the game paddle. The entire game could be (in fact is) played without the use or benefit of the keyboard. The author has employed ingenious methods of communicating decisions, speeds, personnel selection, etc., with only a dial and a button. It took an enormous amount of human engineering to do this, but it can be a bit tedious.

Starship Commander is a good game for people who prefer long, detailed adventures in space to the fast pace of an alien invasion. □

George A. Miller, 2426 Bush Street, San Francisco, CA.

arcade PLUS

GHOST HUNTER

THE ULTIMATE GAME OF HIDE AND SEEK.

16K ATARI 400/800 GAME

AN ATARI® CLASSIC.

GHOST HUNTER™ by Arcade Plus. An instant hit that has captured the imaginations of thousands of Atari® Home Computer owners worldwide. Acclaimed by many as the classic maze game, bar none.

No wonder. Because when it comes to innovative game design and maximum play value, Arcade Plus games are state-of-the-art.

Challenging arcade games that get better as you get better. Animated sports games that pit you head to head against the computer, or against another player. A library of games that are simple enough for beginners. Sophisticated enough for even expert game enthusiasts.

Arcade Plus games are designed exclusively for the Atari® Home Computer. So you know you're getting the best game for your money. Not just a version of a game designed for other computers.

Go for the bomb in ARCADE PRO FOOTBALL.™ An armchair quarterback's dream come true, that's setting new standards in video sports game realism. Race for the checkered flag in NIGHT RALLY.™ Auto racing as real you're in the driver's seat.

And more games are on the way. All in the classic tradition of GHOST HUNTER.™ Look for them at your local Atari® Home Computer dealer. Or write for our latest game catalog and dealer list.

arcade PLUS

1916 State Street · Suite 1C · Santa Barbara, CA 93105

WE GIVE YOU A BETTER GAME.

©1981, ARCADE PLUS. ALL RIGHTS RESERVED.

CIRCLE 112 ON READER SERVICE CARD

How Can You Have Fun With IBM?

GET SIRIUS!

Do you have what it takes to be a really great leader? Are you bold enough? Are you clever enough? Can you stand up to the pressure of making decisions that affect thousands of people and could change the course of history forever?

Your moment of truth has arrived! It's the new game from Sirius, CALL TO ARMS, a battle of strategy and wits. You, and up to three opponents, will be facing off in an effort to conquer Europe in 1942 or, if you choose, Scotland in 1755. Just remember, no guts, no glory!

Call To Arms is playable with keyboard on an IBM Personal Computer with 64K memory and a single-sided disk drive. Color monitor recommended.

Programmed by Michael Fallon. Program, packaging and audio visuals © 1983 Sirius. Sirius is a trademark of Sirius Software, Inc. IBM is a trademark of International Business Machines Corp.

Sirius Software, Inc.
Sacramento, California

ATTENTION ATARI 800 OWNERS:

The Fun Is Spreading!

Now the games that have made Sirius a favorite with Apple computer owners are available to you. Sit down in front of your Atari 800 and slip in a Cyclod diskette . . . YOU become Cyclod, a legendary one-eyed stumble bum. You have one mission in life — to kill snakes with bricks! You find yourself in a room full of sneaky snakes who's only desire is to kill the mighty Cyclod. The result? Hours of pure fun and challenge.

Now, try your hand at Snake Byte . . . YOU become a slinky snake with a voracious appetite for apples. The more you eat, the longer and faster you get. Careful, or soon you'll be slithering out of control! With 29 progressively difficult mazes and 2 Perilous Purple Plums, Snake Byte will entertain you for a long, long time.

Cyclod and Snake Byte are playable on a 48K Atari 800 with an Atari 810 disk drive using keyboard or joystick controls.

Packaging, program and audio visuals © 1983 Sirius Software, Inc. Sirius is a trademark of Sirius Software, Inc. Atari 800 and Atari 810 are trademarks of Atari Inc. Apple is a trademark of Apple Computer Inc.

Sirius Software, Inc.
Sacramento, California

DEALER INQUIRIES INVITED (916) 366-1195
CIRCLE 226 ON READER SERVICE CARD

creative computing software evaluation

Spay TV

Betsy Staples

creative computing
SOFTWARE PROFILE

Name: Lemmings
Type: Game
System: 48K Apple II or II+, disk drives. Atari-type joystick recommended.
Format: Disk
Language: Assembly language
Summary: Maddening fun
Price: $29.95
Manufacturer:
Sirius Software
10364 Rockingham Dr.
Sacramento, CA 95827

Sirius Software has released a game called *Lemmings*. Everyone knows what lemmings do: they periodically hurl themselves into the sea. How do you make a game out of that? Sound a bit grisly? It isn't.

To understand the point of the game, we must understand why they march to the sea. We can explain in one word: overpopulation. Sound more interesting? Let's see.

Lemmings casts you in the role of an SPCA employee whose job is to control the lemming population in your town. Your town is laid out in a tidy grid, and is composed almost entirely of vacant buildings. Male and female lemmings climb out of a manhole on the edge of town at random intervals.

To control the population, you must incarcerate "pairs of non-breeding lemmings" in the empty buildings. Lemmings come in five flavors: male, female, neutered, baby and senile. When a male and a female meet, they breed, and the result is, of course, a baby lemming which soon develops a gender of its own. Neutering occurs at the SPCA to which the rodents are taken by the SPCA truck.

Each building has four doors, all of which must be closed before you can claim 50 points for locking up a pair. A door closes each time you exit a building. You can deposit a lemming in a building before all doors are locked, but until the last one is closed, the critter can escape.

Door closing is actually one of the trickiest parts of the game. The worst thing you can do, for example, is accidentally close all four doors of an empty building. This renders it useless as a lemming cage, and condemns you to the first level of play, since you must fill all the buildings on the first level with lemmings before you can proceed to the second level.

To corral the critters, you must move the little white square which represents you over a lemming. To maneuver your player, you can use the keyboard, Apple-compatible paddles or joystick, or an Atari-type joystick with the Sirius Joyport.

We found the game impossible with a potentiometer-type joystick or paddles, very difficult with the keyboard, and only mildly frustrating with the Atari-type joystick.

To pick up or drop a lemming, you press either the button on your joystick or the spacebar.

You must avoid the senile lemmings, which cause death on contact, and it is a good idea to avoid the SPCA truck when carrying a lemming to its new home, since the truck will cart it off to be neutered, whether you want it to or not. The truck is, however, your only defense against senile lemmings, which are too slow to escape its wheels.

If you allow more than 15 lemmings to roam the streets at one time, overpopulation triggers their instinctive need to keep their numbers under control, they make "a frantic suicide dive into the sea at the edge of town," and the game is over.

Lemmings requires an unusual blend of strategy and skill. It takes some practice to be able to manipulate the joystick reliably so that you don't accidentally close too many doors, and you must develop a system for dealing with the prolific little creatures in order to succeed.

The game is cute and entertaining, and even the most inept members of the Clod Squad were able to accumulate a few hundred points. More skillful players will undoubtedly enjoy the higher levels, at which there are more empty buildings and more, faster-breeding lemmings. □

Teed Off

Dale Archibald

creative computing

SOFTWARE PROFILE

Name: HiRes Computer Golf

Type: Real-time strategy

System: 48K Apple II with Applesoft in ROM or II Plus and one disk drive. DOS 3.2 or 3.3, paddles

Format: Disk

Language: Applesoft, some machine

Summary: An early whiff of spring

Price: $29.95

Manufacturer:
Avant-Garde Creations,
P.O. Box 30160,
Eugene, OR 97403

One member of my regular golf foursome is habitually late. Doug, Mark, and I all arrive on the tee at least two minutes early. At times we even get there early enough to take a few practice swings before it's time to tee off.

Not Lowell. Invariably, we allow first one party, then another and another to tee off while we wait because Mr. Lowell still hasn't arrived.

About the time we're ready to go without him, he roars into the parking lot, leaps out, and wrestles his lime-green bag out of his car with one hand while he struggles into his spiked shoes with the other.

When he does rush up, he jams the tee and ball into the ground, takes one practice swing and drives the ball 240 yards straight down the fairway. It just isn't fair.

So when I called Doug and Lowell to see if they'd like to try *HiRes Golf*, it was only natural that Lowell would be late. He got a chance to practice a few shots before we began the game, but only a few.

Doug and I had our golf caps on and practiced putting on the carpet while Lowell got ready.

Then, as we stood and watched, he sank a hole-in-one on the first hole. I tell you, it just isn't fair.

That gives you an idea how realistic this game is. Programmer Stuart Aronoff has done an outstanding job of blending the strategy of golf with the difficulty of hitting that little white ball. (Although he admits he's not a golfer.)

Aronoff says he wanted to write a game that wasn't an arcade type or an adventure, but "one that would be a challenge and have very little repetition."

He has succeeded. The program is an amalgam of the things that make golf interesting (and maddening). If your swing is flawless each time, you will finish in good shape. Make a mistake, or gamble and lose, and you're in trouble.

There are five courses on *HiRes Golf*, from a beginner's to a world class. As many as four players can go around at one time.

Let's step through a hole. First you can look at the fairway graphic. This could include up to three screens, and might have such obstacles as trees, water, sand, rough, or out-of-bounds. You can flip from screen to screen, or call up the view of the screen to see where the hole is. The green is broken into sections with arrows showing what directions the ball will roll.

After checking what direction the wind is blowing, and at what velocity, select your club from the 1-Wood through the wedge, (or the putter if you're on the green). Next you decide with what strength you want to hit. The 1-Wood through 9-Iron offer strengths of 6-0 (for 10). The wedge hits in increments of 10 yards. The putter hits in feet.

Dale Archibald, 1817 Third Ave. N., Minneapolis, MN 55405.

Using the game paddle, you aim the ball. Hit Return and the graphic shifts. You no longer see the first tee. Instead, you're looking at the ball from the side. Its height depends upon whether it's a tee, fairway, rough, or sand shot.

Behind the ball (to left or right, depending on where you are on the fairway) is a series of horizontal lines outlining the perfect clubpath. The club face is poised vertically at the top of the screen. Touch a key, and it begins to move.

Each time you touch it after that, the club face changes direction 22.5 degrees (as on the 1,500 meter race on Microsoft's *Olympic Decathlon*). Your object is to keep the face inside the clubpath and hit the ball at the correct angle. Go inside or outside the clubpath and you'll hook or slice the ball. You can also top it or undercut it, thereby cutting your distance. I don't even want to mention the ever-popular whiff.

To make it tougher, out of the rough or a sand trap you must hit the ball at a different angle from a fairway or tee shot.

HiRes Golf is a hilarious substitute for housebound northern and/or rainy day golfers.

If you make a perfect shot, the graphic changes to look down on the fairway as the ball sails along. You can go over water, rough, sand, and—sometimes—trees. You can't trespass over the boundaries to take a shortcut, though.

When you roll onto the green, the graphic shows the way the surface slants in different areas. You again use the paddle to aim, but needn't go through the swing steps. Just choose distance and hit Return.

Sink the putt, and your score is added to the card.

The graphics are simple (all shapes have 90 degree angles) but adequate. Sound effects add to the game.

It's a hilarious substitute for housebound northern and/or rainy day golfers. I do wish Accolade had allowed for more than one game at a time to be saved for later play. (How can I practice if I'll lose everyone's place?)

I also think it would be much more enjoyable to have the courses modeled after actual courses. Perhaps there could be a "PGA microtour" for passionate golfers with Apples.

Oh, after Lowell made his hole-in-one, he fell completely apart. I told you it was almost like real golf. □

WHAT'S EATING YOUR APPLE?

It used to be that you could spend hours just trying to find out whether software or hardware was responsible for a problem in your computer system.

Now you can find the answer quickly and easily with APPLE-CILLIN II, a comprehensive diagnostic system that verifies more than two dozen hardware operations. In almost no time, APPLE-CILLIN II will identify a specific problem or give your hardware a clean bill of health.

APPLE-CILLIN II is written entirely in assembly language, boots from any slot, works with 13 or 16 sector drives and requires 16k of RAM and one or more disk drives. And it now features linked tests, 6502 CPU test, printed results, and disk speed test—all for only $49.95. Find out what's eating your Apple, with APPLE-CILLIN II.

XPS, Inc.

Quality Microcomputer Software
323 York Road, Carlisle, PA 17013
(800) 233-7512/(717) 243-5373

CIRCLE 256 ON READER SERVICE CARD

PROTECT YOUR KEYBOARD WITH

PLEXA-LOK

LAST ELECTRONICS

CIRCLE 260 ON READER SERVICE CARD

Simply SOFTWARE

20 - 30% OFF

Educational
Professional
Personal
Recreational

OVER 2000 TITLES
Available For These Systems:

APPLE • TRS-80 • ATARI
COMMODORE • HEATH
IBM • NORTHSTAR • TI
OSI • CP/M • ABC
SOL-20 • SORCERER

WRITE FOR CATALOG
SIMPLY SOFTWARE, INC.
4207 BELL
KANSAS CITY, MISSOURI 64111

CIRCLE 327 ON READER SERVICE CARD

creative computing software evaluation

Blast from the Past

creative computing
SOFTWARE PROFILE

Name: Deluxe Invaders
Type: Arcade game
System: Atari 400/800 16k
Format: Disk, ROM cartridge
Language: Machine
Summary: Finally a "genuine" Invaders implementation
Price: $34.95 disk, $49.95 ROM
Manufacturer:
Roklan Corporation
10608 Higgins Rd.
Rosemont, IL 60018

Deluxe Invaders

Your story may well be the same. Space Invaders, the first "cult" arcade game, hooked you—you, who vehemently swore your quarters would never be in short supply. It was the drum beat that did it: the quickening pulse that glazed over your eyes and tightened every muscle in your arms as you furiously raced to kill the last row of flapping insects.

Those were the days. I remember when *Invaders* first became available on cassette for the Atari computer. Finally, something had arrived to knock *Star Raiders* off the tube for a while. *Invaders* was well-animated, colorful, addicting, hilarious. But it was disappointing in its distance from the coin-op arcade game. Gone were the barriers that afforded temporary shelter from the falling "worm rays"; missing was the pace and feel of the game that was its inspiration.

Well it's been a while in coming—quite a while, actually—but the real thing is finally here. The nostalgia warms my heart. *Deluxe Invaders* faithfully captures the look, spirit, and play of arcade Space Invaders. And it doesn't stop there.

John Anderson

Deluxe Invaders retains the color, sound, and polish of the earlier Atari computer game, while remaining true to many of the features of the deluxe arcade game version. The barriers are back, as are the spinning "worm rays." Back also is the hyperkinetic pacing, and if you were into the game "back when," this game will go "click" when you start with it. Set aside some time.

K-razy Shootout brings nearly all the excitement of the arcade game to the Atari computer.

There are nine levels of difficulty, including some where an insect results merely in its splitting into two baby insects. Other levels include mother ships that deposit new aliens on the board in play. Even the alien shapes are truer to the original game, as is the difficulty.

The difficulty levels are not too well documented, and only experimentation will flesh them out completely. The program does allow for a two player game, along the same lines as the coin-op.

"What," you say? "Another Invaders game?" You're tired of Invaders games? I said the same thing when I first saw this package. I was wrong.

Roklan has some exciting plans for the Atari computer, including *Gorf* and *Wizard of Wor*. They are also planning a track-ball peripheral. If these products are up to the standard of *Deluxe Invaders*, we're in for a real treat.

Deluxe Invaders.

K-razy Shootout

It's sometimes fun to trace the lineage of a game like *K-razy Shootout*. First there was *Star Wars*, with its stirring laser battles in the corridors of the Death Star. Audiences bobbed, weaved, and ducked in their seats as Luke, Han, and the Princess blasted their way through countless evil storm troopers.

Next there was the coin-op game Berserk, pitting the arcader against evil 'droids closing in for the kill. The exciting "laser shoot'em-up" mood was evoked pretty accurately, constituting the appeal of the game. What's more, the game spoke, goading you, mocking you, teasing more quarters out of you.

creative computing
SOFTWARE PROFILE

Name: K-razy Shootout
Type: Arcade game
System: Atari 400/800 48k
Format: ROM cartridge
Language: Machine
Summary: Addictive "shoot-em-up" game with classic roots
Price: $49.95
Manufacturer:
K-Byte
1705 Austin
Troy, MI 48083

Among a bevy of "laser mind" games for many systems, *K-razy Shootout* brings nearly all the excitement of the arcade game to the Atari computer. The only element that's missing is the speech. This is not to say that the Atari couldn't do it; it's simply not implemented here.

K-razy Shootout also bears the distinction of being the first ROM cartridge-based game from a third-party source. This necessarily adds to the cost of the package; but if you saw, enjoyed, and fondly recall the film *Star Wars*, you won't want to do without this program for long.

Your character runs through maze-like chambers, as 'droids close in from all directions. Using the joystick, you aim your laser, drawing a bead on them before they do the same to you. If you manage to clear a sector, you advance to the next. The action becomes increasingly furious, and you soon find yourself shooting from the hip, moving from sheer instinct, and totally addicted.

Scoring is dependent on several factors, including time, ammunition used, and 'droids' manner of demise: through hostile fire, collision, or shooting each other. In addition, you collect an extra player for every 10,000 points.

The only way you'll see sector four or beyond is through strategy. You'll discover that it's possible to get 'droids to collide or shoot each other—finding good

K-razy Shootout.

cover is also imperative. Don't collide with a wall, though. That's as fatal as being hit by enemy fire.

The graphics, sound, and smooth animation in *K-razy Shootout* far outweigh its few negative points. The ranking system is screwy: you can progress from "Goon Class 1" to a higher score, which then is ranked back at "Goon Class 4." This frustrated our playtesters. The game can be paused, but only by pressing Control-1, as if you were in Atari Basic. A much more friendly option is using the space bar to pause, a function now standard on many games.

Still, *K-razy Shootout* is lots of fun, and has a great deal of staying power. If only it could talk. □

What if you want more assurance your valuable data won't fade away?

Rely on SYNCOM diskettes with Ectype® coating. Balanced coercivity means long-lasting signal life.

Syncom diskettes assure excellent archival performance in the following ways.

First, with calibrated coercivity—a precisely balanced blend of milled ferrous oxides that allows Ectype® coating to respond fully to "write" signals, for strong, permanent data retention.

Then, a burnished coating surface to boost both signal strength and packing density.

Carbon additives drain away static charge before it can alter data.

And, finally, every Syncom diskette is winchester-back certified to be 100% error free.

To see which Syncom diskette will replace the one you're using now, send for our free "Mini-Finder" selection guide—and the name of the supplier nearest you.

Balanced coercivity of Ectype® coating allows write current to saturate fully.

Syncom, Box 130, Mitchell, SD 57301
800-843-9862; 605-996-8705

SYNCOM

Manufacturer of a full line of flexible media

CIRCLE 347 ON READER SERVICE CARD

Atari Fun for the Dog Days of Summer

Sandy Small

Dog Daze

We had just finished a picnic lunch of barbecued spareribs. I was walking the dog and as usual, when we passed a fire hydrant, he insisted upon investigating it, dragging me along on the end of the leash. David quickly grabbed a chewed bone, threw it, and hit the fire hydrant. "It's mine," he shouted gleefully.

David and I are not insane, just currently addicted to an APEX (Atari Program Exchange) game called *Dog Daze*.

creative computing

SOFTWARE PROFILE

Name: Dog Daze

Type: Game

System: 32K Atari, disk drive, 2 joysticks or 8K Atari, cassette drive, 2 joysticks

Format: Disk or cassette tape

Language: 6502 Assembly

Summary: Excellent game, lots of fun; highly recommended.

Price: $17.95

Manufacturer:
The Atari Program Exchange
P.O. Box 427
155 Moffett Park Dr., B-1
Sunnyvale, CA 94086

Sandy Small, 11014 Vista Dr., Austin, TX 78750

Now, I readily agree that the game concept which uses two dogs, fire hydrants, bones, and an occasional automobile doesn't sound as thrilling as being invaded by aliens. Furthermore, I will concede that the graphics are not as fancy as the ones in Centipede or PacMan. Then, you ask, just what is so good about *Dog Daze*? Why should I buy it? That's very simple to answer. The game is fun to play.

Dog Daze opens with the melody of "How Much Is That Doggy in the Window," then plots a play area and two dogs, each a different color. Along the top of the play area is a row of sixteen fire hydrants, eight of one color, and eight of the other. These fire hydrants keep score.

The object of *Dog Daze* is to get all the fire hydrants at the top of the play area your dog's color.

You maneuver your dog with the joystick, causing him to run vertically, horizontally, or diagonally across the playfield. Neutral fire hydrants (colored blue) appear on the playfield in random locations, and your dog must run to "claim" it. When the hydrant is claimed, it turns to the color of the dog that claims it.

You can claim a neutral hydrant one of two ways. One way is to run and touch each of the hydrants as they appear, thereby charging them to your color. The other strategy is to throw your bone at it by pressing the joystick button. If you hit it, you claim the hydrant, and get your bone back automatically. If you miss, you must retrieve your bone before you can throw it again.

In the meantime, your opponent is trying to do the exact same thing, making for a furious competition to be the first to claim the neutral hydrant.

There are several hazards to be avoided. If you pass too close to your opponent's hydrant, like all dogs, you must stop to sniff for a few seconds. While you are sniffing, your opponent's dog may be claiming all the neutral hydrants in sight.

An even more serious hazard is the car that periodically swerves across the playfield. It sounds a warning honk, but if you are in the path or stuck to a hydrant in its path, you may be hit and lose the game.

Scores are calculated based on two events: each time you claim a hydrant, one-half of one of the hydrants on top of the play area changes to your color and each time you run into the other dog's hydrant, one-half of one of your hydrants changes to his color.

The only options allowed in *Dog Daze* are to limit the length of the game, which is default sixteen minutes, and to handicap yourself by starting with fewer than eight

Learn it in a FLASH

michael shrayer's

ELECTRIC pencil

word processing system

- **Easy to Learn** – Like lightning you will be up and running with a comprehensive and sophisticated word processor. Last Method says you can be an expert in one hour (or more tops) if takes less than 30 minutes. The manual's 120 pages are packed with figures, examples and examples for the beginner and old pro.
- **Easy to Use** – With the ELECTRIC PENCIL you [illegible] word processing. ELECTRIC PENCIL's [illegible] and simple ten keystroke commands [illegible] mind on your work, NOT on your manual. ELECTRIC PENCIL is so easy to use your secretary will WANT to use it, yet sophisticated you'll be glad she did. Steve Ali, the editor of Creative Computing says: "ELECTRIC PENCIL is the most user friendly word processing package available."
- **Features** – ELECTRIC PENCIL has it all – but better! [illegible] system supports disk, tape and Shrayer Floppy files (they are NOT jumbled together) and has every major feature you want in a word processor, (i.e. "delete word" – Data recovery is a unique feature. Time saver DICTA-MATIC feature gives you about the flexibility of dictation word processing without being a movement. Your dictation playback is controlled from the computer keyboard.
- **Flexible** – It is the only word processing system that is designed to grow as your needs grow. You can add new programs and features to ELECTRIC PENCIL such as INFO and MORE PENCIL dictionary/correction with a 100,000 word dictionary (sold separately) – without patches and upgrades. Simply press one of the control key combinations and new additions to your system are instantly available. Add automatic proofing, spelling correction, dynamic print formatting, proportional printing, [illegible] graphics and typewriting and many other add-on features when you need them.
- **Versatile** – ELECTRIC PENCIL runs on TRS-80 model I and model III computers under all versions of TRSDOS and NEWDOS without modification or patching. Packages equipped for other operating systems. It also supports parallel and serial printers as well as single and double density disk systems.

ELECTRIC PENCIL, the choice of thousands, makes a choice for only $89.00 (plus shipping) on 5¼" TRSDOS and Stringy Floppy versions. Manual only $19.95.

ELECTRIC PENCIL is available at computer stores, authorized B. Dalton Bookstores and selected independent book dealers. If your dealer is out of stock, order direct (specify disk, tape or Stringy Floppy version), include $1.00 for shipping and handling. Foreign residents add $11.00 plus [illegible] in U.S. funds.

Tape and Stringy Floppy versions support [illegible] and Stringy Floppy [illegible]

[illegible]

1953 West
11th Street
Upland, CA
91786 (714)
946-5805

CIRCLE 263 ON READER SERVICE CARD

PKASO™

Interface

Your Color Connection

Now your Apple II or Apple /// and IDS Prism Printer can make beautiful colors together

PKASO interfaces come complete with Cable, Instructions, Diskette and Comprehensive Manual

New and exciting from Interactive Structures—the PKASO Color Interface is the latest family member in the PKASO line of high-quality, economical interfaces. A low-cost interface capable of adding a multitude of beautiful colors to your images and text.

With PKASO's advanced features, a few simple commands allow you to print in black and white or color. A quick copy of anything you see on the screen. SuperRes graphics up to 2160 x 1380 points on a standard page, photo-like graphics with 16-level gray scale processor. Plus . . . you can design your own printing symbols and characters. PKASO Interfaces are compatible with all major languages and options and are available for the following black and white printers: Epson, NEC, Okidata, Centronics, IDS and C. Itoh.



EVERY PKASO INTERFACE IS A MASTERPIECE OF QUALITY AND INNOVATION. And every one is backed by Interactive Structures super service team. Discover PKASO today. Call us now for the PKASO dealer near you.

Dealer inquiries welcome for Micro Computers (714) 641-0655 Mail to Southwest Texas (214) 368-5111

Interactive Structures Inc
146 Montgomery Avenue
Bala Cynwyd, PA 19004
Telephone: (215) 667-1713

CIRCLE 256 ON READER SERVICE CARD

fire hydrants of your color. This allows a skilled player to play with someone who is less skilled.

Sound is used quite imaginatively. A variety of bleeps, bonks, and various degrading noises (when you make mistakes) are generated. The dogs are animated quite nicely; the running motions are done very well. The author obviously took great care in designing his player tables.

Dog Daze is also one of the few two-player games which allows both competitors to play at the same time. Most games use an "I go first, you go second" approach.

In summary, *Dog Daze* is an excellent game. It combines the capabilities of the Atari and an unusual game concept to achieve a truly enjoyable game.

Caverns of Mars

The *Caverns of Mars* arrived recently. I had heard rumors about this new Atari game, so I immediately sat down to play it and see what all the fuss was about.

Four minutes later, I was hooked.

Four hours later, my wife dragged me away.

The plot is as follows (some of it is somewhat cliche, as it follows the lead of many, many other games.): First, there's the Sole Defender syndrome common to many games, where you alone are responsible for saving the Moon Base (Invaders) or six cities (Missile Command) or eighteen little people (Defender) or whatever. In this case, you are responsible for destroying a Martian base. In order to do so, you must penetrate a series of caverns to the lowest level, where an explodable device sits; arm it and start the countdown (by touching it); then escape before it goes off.

Should you succeed the first time, you must go through the same thing a second time, but with added obstacles, twistier corridors, and the like.

The game starts with you at the top of the cavern. It begins slowly scrolling up, so you move downward. By moving the joystick right-left you can maneuver from side to side (from a central position), and by moving it back and forth, you can increase or decrease your rate of descent.

If you pull the stick so that your ship moves upward on the screen, your ship matches the vertical speed of the caverns scrolling up past you. So your position relative to those caverns doesn't change; you have no vertical speed. But this can only last until your ship hits the top of the screen, at which point your relative velocity returns to normal. Similarly, if you move your ship downward, your velocity relative to the cavern walls is double that of no-motion.

This concept is what makes the *Caverns* so interesting, and difficult. If you don't move vertically, your rate of descent is constant and there are many places you must stop moving vertically to avoid running into the cavern walls (such as horizontal passages).

While you are descending through scenic Mars, you must destroy various installations. By pressing the joystick button, you launch two missiles downward from each side of your ship. If you hit a fuel canister (imaginatively labelled "FUEL") your fuel supply increases by 5 (of 100). If you hit other installations, you just plain destroy them. The idea is to wreak as much havoc as possible on the way down.

You can see only a limited section of the caverns. So you never know what's going to come next. You maneuver through a passageway twisting back and forth, and suddenly the screen is filled with Martian ships you must avoid, and try to blow up. But you must not collide with the ships or the wall.

If your first descent is successful you begin again. This time there are floating space mines, and force doors that open and close, and things begin to shoot back at you. Completely horizontal passages appear, requiring you to be ready for them and use nearly the full vertical screen's worth of maneuvering to get through. It gets harder and harder until you are destroyed, or somehow succeed in navigating all five caverns.

Technically, the game is excellently implemented. It's apparently done with remapped character graphics, letting the characters serve as the walls, ships, and so forth. Vertical scrolling is done smoothly and without flicker. The player tables for the ship are well laid out, and the missiles operate correctly. Sound is used well, with the usual explosions, rumbles, firing noises, and whatnot.

The Caverns of Mars has that indefinable "something" that makes it arcade-quality. Here's my best definition: When you lose in an arcade-quality game, you know why, and know how you could have done better, if you were just a little faster or if you hadn't have made that one mistake. Instead of the machine causing your destruction, it's your mistake that causes it. So, of course, you want to go back and try it again, and again, and get it right, until your fingers get cramps from holding the joystick, or until you're totally frustrated.

I recommend this game to anyone who likes fast-paced arcade games in the style of Asteroids or Missile Command and who is looking for a new challenge. □

creative computing
SOFTWARE PROFILE

Name: Caverns of Mars
Type: Game
System: 24K Atari w/ Disk Drive or 16K w/ tape, 1 joystick
Format: Disk or Tape
Language: 6502 Assembly
Summary: Excellently done game.
Price: $24.95
Manufacturer:
Atari, Inc.
1265 Borregas Ave.
Sunnyvale, CA 94086

Programming Precocity

Greg Christensen, author of *Caverns of Mars*, can't understand what all of the fuss is about. It certainly can't be the fact that he wrote an arcade action game for the Atari, or even the fact that it was good enough to win an "Atari Star" award. Perhaps it has more to do with the fact that he did so in less than two months, and despite the limitations of the Atari Assembler/Editor cartridge.

More likely it has something to do with the fact that he was 17 years old when he wrote it, after having a computer in the house for less than a year.

In addition, *Caverns of Mars* is the first program to make the transition from a package in APX, the Atari Program Exchange, to a part of Atari's main product line. Atari liked the game a lot, and invited Christensen to collaborate on the creation of a ROM cartridge version.

Young Mr. Christensen declined the offer. He has wisely decided to pursue an uninterrupted college education. Doubtless he has felt some pressure to surpass his first, but has not succumbed. One cannot help but feel, however, that we may hear from him again. —*JA*

The Choice of

IBM PERSONAL COMPUTER

IBM-PC SUPPLY CENTER
PERIPHERALS & SOFTWARE FOR THE IBM PC

HARDWARE:
COMPUTERS, Hard Disk Systems, Disk Drives and Other Add-ons
Microsoft
Apple Computer
Quad Board
Hayes
SOFTWARE:
Automated Sim. Formula of Success
Creative, Communication Software
Communication, Home Management Pack
Bandit, Easy Draw, Word Processing Pack
Software, Business
Dual 1
Dual 2
Spreadsheet, T.I.M. as in BASIC
TEN, Wordmaster
Microsoft, Accounting
Tax and G.L. A.R. A.P. or Payroll Accounting out of the box accounting software available. We have a comprehensive Payroll. A best buy!
Lotus, Distributed
Computer 2
Phone Dialed on Computer 2
Computer 2000 world
Computer 2 DIRECT
Alpha Pro, Wordmaster
Multilinger
Inventor, Distributed
Sales Law
Inventory, Manual
Manual, TIME

commodore

VIC 20 Home Computer

Disk Drive 1541 1540
Super Expander 901 27154.20 add on (2 extra)
24 Memory Expansion Cartridge
16 Memory Expansion Cartridge
3K Memory Expansion Cartridge
VIC Modem, Telephone Interface
VIC/1515 488 Interface
Joystick
Game Paddle Pair
Expansion Module (add 5 slots) Super 20
Software by Commodore (Cartridges unless as noted)
Programmer Aid
6502 Machine Language Monitor
Adventure Land, Private Eye, Mission Impossible
(in Cartridge Version Twice as Large & Dear) Each
(3) Average Superstar VIC Game Boxes (some Game Boxes)
Midnight Drive Leader, or Radar Rat Race Each
Gorgo Gun, Surf, Wizard of Wor, Dragonfire, Lunar Lander
(Gamer Blackboard) or 16K Ram/16K Game Each Game Saver
Tapes: Math Mission, Stargate, Personalize Pack 2, or
Home Calculation Pack 2 Each Tape
Medical Run for 3K
VIC-Card for 3K, Tape
Cards for 3K, Tape

ATARI®

800 Computer 16K
800 Computer 32K
800 Computer 48K
400 Computer 16K
Disk Drive
Interface
Recorder
CX4 Power Booster Kit (Atari)
810 Disk Drive
Printer 820 (Atari)
Modem
Joystick Pair
Game Paddles (pair)
Joystick (pair)
SOFTWARE:
Assembler, Disk
Word Processing, Disk
Checkers, Cart Atari
Centipede (Cart) Atari
Jawbreaker, Disk
Typing Tutor, Disk
Personal Financial Mgt. Disk
Checkbook Adj. Cart
Calculator Adj. Cart
Programmer Aid, Cart
Communication Aid, Cart
Star Raider Game, Disk
Invader in Action for Adventure, Disk
Apple Panic for Adventure, Disk
Game Blaster for Burgers, Disk
Bug Attack by Cassette Disk
Tech Wizard for Computer, Disk
Adventure by Cassette, Disk
Dice, 4 by Cassette, Disk
Assembler by Cassette, Disk

Portland, OR, Cash & Carry Outlet

CP/M BUSINESS & DEVELOPMENT SOFTWARE

Administration, Commercial (C.B.) or M.S. Inventory 8"
Adventure Tape, Atari 8 4"
Bankcard, Multiuser 8"
Flat 3, Tether, Quickbooks for Atari 8
Quickbooks for Atari 8
Quick for Atari 8
Inventory, Quantum, 8"
Zork 3, 2"
Accounting, Distributed, 8"
Payroll, Accounting, 8", each module
Tax and G.L. A.R. A.P. or Payroll Accounting out of the box accounting software available. We have a comprehensive Payroll. A best buy!
MicroCash, Liquid Billing & Time Keeping
Post Billing & Time Keeping
Microfirm, Wordstar, 8"
Datastar, 8"
Mailmerge, 8"
Super Calc, 8"
Word Master, 8"
Spell Star, 8"
Calc Star, 8"
Microsoft, Multiuser BC, 8"
Basic Compiler, 8"
Cobol, 8"
Basic BD, 8"
Fortran, Super Bard, 8"
CL, A.R. A.P. G.L. PR or Inventory, 8"

HEWLETT PACKARD

HP-41 CV Programmable Number Printer Special
HP-41 CV Programmable Blue
HP-41 CV Programmable Red
HP-41 CV Text Book
HP-41 Professional Graphics Cables Special
HP-41 Graphics Printer Red
HP-41 Graphics Printer Special
HP-41 Computer
HP-41 Calculator 2.74
Card Reader for HP41
Printer Plotter for HP41
Tabbed Wand for HP41
Software:
Program 1 for HP41
Program 2 for HP41
Accounting by Lotus for HP41 or HP85
Tax and G.L. A.R. A.P. or Payroll Accounting Tax and G.L. A.R. A.P. or HP85 Accounting Software for Lotus Used. We use A and Inventory! A Quality, A Best Seller!
Lotus Use of HP accessories and software

CORVUS SYSTEMS

1 Meg Hard Disk
2 Meg Hard Disk
3 Meg Hard Disk
Drive Built in for Daisy Backup
Apple Interface
Apple II Interface (IEEE)
IBM PC Interface (IBM 488)
Zenith Interface (RS-232)
NEC Interface (RS-232)
TRS 80 Interface (488)
Other Interfaces, Semi-Buf, Concentrator, Mirror. All in Stock

NEC

8001 32K Computer
16K Ram, Disk Drive, Printer
(24K video and 5.0 Best PCMIA)
Disk Tax "The Wedge" 32K
8023 Impact Printer 1
Impact Printer Cable
8012 Letter Quality Daisy Wheel Printer
Monitor 12" Green
Monitor 12" Color
Software:
NEC TK 80 DOS for NEC 8001
NEC Report Manager
NEC General Accounting
NEC Accounts Receivable
NEC Inventory Control
NEC Payroll System
NEC Game Pack 1
NEC Game Pack 2
NEC Word Processor
Diskettes, Disk 8
Diskettes
Install, Accounting
Tax and G.L. A.R. A.P. or Payroll. Accounting that best NEC accounting software on earth. Also use a and Inventory! A Quality, A Best Seller!

μ-SCI MICRO-SCI

FOR THE APPLE II/II+ DIRECT SUBSTITUTES for APPLE DRIVES

Micro-Sci drives are an exact substitute for Apple drives and compatible substitutes for Apple drives interchangeably. All are our designed software. Take your Apple and Micro-Sci drives together. We give Micro-Sci highly recommends the product.
SC, 5.1", 140K Disk Drive
Controller Card for 2 Drives
A40, 5.1", 200K Disk Drive
A70, 5.1", 200K Disk Drive, Double Density
Controller Card for A40 or A70 Drives
Four Drive Cabinet Controller for 2 Drives

AXLON

FOR THE APPLE II/II+
32K RAM Substitute for Disk Drives. Also dynamically mounted in a disk drive bay for fast!
AXLON 32K Memory Expansion

PRINTERS, Daisy Wheel

Epson, Spirit-80 (40 Cps, 80 Cps) (Parallel) (Parallel)
Epson, DX-1, 17 Cps, RS, RS232 NEW
Diablo, Printer/Plotter 55 130 (55 CPS, +40 full Lower and Uppercase to begin 2)

PRINTERS, Impact

Epson, Fast Epson, 80 Col. Graphics
NEC, Pinwriter 12" Color or Graphics
Pinwriter 80 Color or Graphics
Pinwriter NEC or Diablo 630 Interface
Pinwriter 80 Interface
Diablo, Microline 92P, 120 Cps, 80 Col. Tractor & Serial
Microline 94P, 200 Cps, 136 Col. Serial, 200 Cps

EPSON PRINTERS & ACCESSORIES

MX80 w/Interface
MX80 F/T w/Interface
MX80 F/T w/Interface 2
Apple Interface and Cable for MX80/MX100
Interface (B) for MX80
Epson Mini Cable
Epson DRC 80 Cable
Computer Ty Diablo Micro, Serial Converter

MONITORS

NEC, 12" Green
12" Color Composite
Sanyo,
12" Green
12" Green
12" Amber
12" Green Composite
Zenith, 12" Green
Amdek, 12" Green
12" Color I, Composite
12" Color II, RGB
Color II to Apple II conversion
Amdek, 12" Color, composite
12" Color, RGB for IBM PC

DISKETTES

CBC 12 for 12 Special. Limited Time!

CBC, 120 each 5¼, with ring 10 (Apple DOS, etc.)
100 each 5¼, with ring 10 (Apple DOS, etc.)
100 each 5¼, with ring 10 (CP/M, etc.)
Sam 8", 10 (10)
Verbatim, 10 each 5¼, with ring 10, 20
Maxell, 10 each 5¼ 20, 30
Dysan, 10 each 5¼, 20, 30
10 each 8, 20, 40

PAPER

Low cost bulk paper, paper in 20 combinations of thickness, width, length and color. Coverage of 2000 stocks are also. Call.

SUPPLIES

Ribbons, typewriter, calculator, tapes, computer, printer and copying supplies are available. Call for details.

OUR REFERENCES: We have been a computer dealer since 1975. Our bank information, Fort Orchard Bank 503-775-1212. We belong to the Chamber of Commerce, Dun & Bradstreet, or just look at Dun & Bradstreet if you are a corporation. Computer Exchange is a division of Fort Orchard Group, Inc.

ORDERING INFORMATION: Minimum order $10.00. Lowest Oregon and Illinois Order accepted. Personal Checks allow 20 days to clear. Add $1.00 for Handling. Insurance and Shipping UPS is Standard. Additional UPS or US Postal or APO, include adequate Insurance and Shipping. Call Prepaid. All prices are low and include sales tax. No refunds on special software. Call before returning parts. Order desk hours are 8 to 6 PM PST. 12 to 5 Saturdays.

NO SALES TAX

Oregon Order Desk (503) 772-3803

NATIONAL ORDER DESK TOLL FREE (800)547-1289

© 1981 A Registered Trademark of Apple Computer, Inc.

Professionals

Manufactured Exclusively for Bell & Howell by apple computer

	LIST	BIEGE	B&H BLACK	SAVE
48K	$1,530	$1,295	$1,270	$260
64K	$1,730	$1,395	$1,370	$360
DISK II	$645	$555	$545	$100
DISK II Only	$525	$485	$475	$50

OR

SAVE OVER $300 on a pair of drives.

Buy a pair of Micro-Sci A2 Drives. See opposite page.

apple II/II+ supply center

HARDWARE

for Apple II/II+

SOFTWARE

on disk for Apple II/II+

BUSINESS

UTILITY & DEVELOPMENT

★ Means a BEST buy.

$100 Minimum Order.

HOME & EDUCATION

THE WORLD'S LARGEST COMPUTER MAIL ORDER FIRM

Computer Exchange

A Division of OTECH

ALL MAIL: P.O. Box 1380, Jacksonville, OR 97530

WAREHOUSE AND OFFICES: BY APPOINTMENT AT 5791 UPPER APPLEGATE ROAD

Ad #934

CIRCLE 137 ON READER SERVICE CARD

Woz and Us

Steve Wozniak speaks out on rock concerts, Berkeley and new Apples.

David H. Ahl and Betsy Staples

What do a rock concert and an Apple Computer have in common? They are both brain children of Steve Wozniak, co-founder of Apple and sponsor of the upcoming Us Festival.

We spoke with Wozniak in an effort both to cut through some of the PR hype surrounding the Festival and to get his opinion on recent developments in the personal computer industry.

The press information that announced the Us Festival back in May referred to "a union of computer technology and the traditional concept of people working together to solve common problems," an "event designed to graphically present how, by working together, our country can experience positive growth in the decade to come," and "the first meeting place where the 'computer underground' can exchange information and review major developments in computer technology... a dynamic educational experience."

What did Wozniak have in mind when he initiated plans for the Festival? "I had this near image of Woodstock—lots of great groups in one place. I look through the newspapers every week, and I find very few concerts that I want to go to, and you never find a collection of good groups in one place. So my image was of that part of Woodstock."

He has subsequently done some research on Woodstock, including reading a book called *Barefoot in Babylon*, and "I never would have done this if I had read that book first."

How does he plan to avoid the disasters that befell the organizers of Woodstock? "We have some very professional people; we're not wild hippies with wild ideas who are just doing it for the sake of doing it. We want to make sure that it comes off well, that we look good, and that the community benefits from it. I hope it makes San Bernardino county look really good."

> ***"The Us Festival is an event designed to graphically present how, by working together, our country can experience positive growth in the decade to come."***

We asked who was financing the venture. "I'm financing it in a way, but I don't know yet if we'll make a profit. Right now we're going to lose money, but I think we are going to raise the ticket prices from the original $15.00 per day. I structured it so that I did not have much ownership of it. I had to keep 52% just so that I could say in the end, 'Yes, I want this group. No, I don't want that one.' And I want to make sure that I have a house for the night. Basically, it is structured so that I am lending the corporation enough money to do it, and then the corporation will pay me back.

"I would like to break even, but it's not currently forecasted to do that. I don't mind losing just once in my life."

According to the press release, "The Festival will be a celebration to underscore the need to shift away from the 'me' focus of the '70's to the 'us' decade of the 80's, creating an era in which Wozniak envisions people who will ask 'what's in it for us,' before asking 'what's in it for me.'"

"We've got some good ideas, and we would like to get people to start thinking about working together and cooperating rather than just complaining about how bad things are and not working to change them.

"People might look back in a few years and say that this was the start of something; we might be a local point. But this is not a political event. We're not going to

The Us Festival will be held over Labor Day Weekend in Glen Helen Regional Park in Devore, CA. Tickets may be purchased by writing to the Us Festival, Box 9566-1157, San Jose, CA 95108 or through The Source: TCW 314. The price is $35 for one to three days.

PERSONAL COMPUTERS PERSONAL COMPUTERS PERSONAL COMPUTERS

Amdek Video-300	149.00
Amdek Color-I Monitor	325.00
Atari 810 Disk Drive	449.00
Atari 800 16K	669.00
Daisywriter 2000	1049.00
Diablo 630	2095.00
Epson MX-80 w/Graftrax	439.00
Epson MX-80 FT w/Graftrax	549.00
Epson MX-100 FT Printer	695.00
Hayes Smartmodem	225.00
IDS 560 Paper Tiger	1099.00
IDS Prism 80 (Color)	1379.00
IDS Prism 132 (Color)	1559.00
Mannesmann Tally MT 1602	1499.00
Microtek 32K Ramboard for Atari 400 & 800	119.00
Microsoft Soft Card (Z-80)	279.00
Microsoft Soft Card Premium System for Apple	579.00
Microsoft Ramcard 64K for IBM-P.C.	369.00
NEC 3510 or 3530 Spinwriter	1575.00
NEC 7710 or 7730 Spinwriter	2295.00
NEC PC-8023 Printer	489.00
NEC GREEN JB1201M — 12" Monitor	169.00
Okidata Microline — 80 Matrix Printer	329.00
Okidata Microline — 82A	449.00
Okidata Microline — 83A	729.00
Okidata Microline — 84 Parallel	1095.00
Sharp PC-1500 Pocket Computer	239.95
Sharp CE-150 Color Printer/Cassette I/F	199.95
Smith-Corona TP-1	649.00
Televideo 910	559.00
Televideo 925	725.00
Televideo 950	929.00
Videx Videoterm 80 Column Card for Apple II	259.00

OMEGA DELIVERS FOR LESS

OKIDATA MICROLINE 83A

or

EPSON MX-100 FT

YOUR CHOICE $695.00

SOFTWARE

Omega carries software by the following companies:
• American Business Systems • Ashton Tate • Datasoft
• Innovative Software • Micropro • Microsoft
• Sorcim • Stoneware • Visicorp (Personal Software)

MAGNETIC MEDIA

Omega carries diskettes (5¼" or 8") by listed companies:
• Dysan • Maxell • Scotch • Verbatim

ACCESSORIES

Omega carries accessories for the Apple II by the following manufacturers:
• D.C. Hayes • Microsoft • Tymac
• M & R Enterprises • Videx

CALL TOLL FREE!

800-343-0873

PRICES ARE SUBJECT TO CHANGE WITHOUT NOTICE

We carry the complete line of Atari Hardware, Software & Peripherals.

We will try to match or beat any price with similar purchase conditions.

OMEGA SALES COMPANY

430 PEARL STREET, STOUGHTON, MA 02072

(617) 344-6645 TOLL FREE (800) 343-0873

CIRCLE 196 ON READER SERVICE CARD

Zero to 5 pages in 60 seconds flat!*

Woz and Us, continued...

get on stage and try to tell people a whole bunch of ideas. We are just going to nudge them a bit in that direction—maybe in our brochures. The only politics is just to enjoy being together and smile."

Technology Fair

What about the Technology Fair? "Well, I'm changing directions on the Tech Fair. At first I thought it would be a computer user group get-together to which we would invite a lot of users from clubs and have on-site competitions—how fast can you write programs to solve certain types of problems? I thought it would be a big event—like a Hamfest.

"My plan is to sell the first tickets to the Us Festival through The Source."

"But all of a sudden I realized that the music had turned out so well that there was no way you could expect all of those hobbyists to sit on the other side of the lake in their tents. Now we plan to make the technology section similar to the World's Fair. We will have demos of some creative hardware and software applications—graphics, art and music, and, of course, telecommunications. We hope to be receiving some things by satellite, and we plan to publicize it on The Source, bulletin boards, etc.

"My plan is to sell the first tickets to the Us Festival through The Source. I want to give the hobbyists the first chance to get the tickets. There will be a special camping area for them, as well as other private facilities. We want to give them preferential treatment."

New Products

We chatted a bit about some recently announced products, including the new 16-bit personal computers from Digital Equipment Corporation and some Japanese companies. We asked if those announcements would force Apple to introduce its new machine sooner than anticipated.

Wozniak responded, "I think with the Apple III Apple learned a big lesson about feeling forced to bring out a product early or on a certain date. I think Apple will be much more likely to wait until they can come out with a complete product."

Is the new computer in the final stages of development? "Yes, it is very far along,

OKIDATA

Think about that the next time you've got a 200 page report or a ton of mailings or a financial summary to get out. Okidata's Microline 84 prints fast. It does a full 8½ x 11 page in only twelve seconds. And it spits out labels and numerical data even faster.

The 84 prints in both directions. Since the print head doesn't waste time returning left to right each new line, you get faster printing.

The printer figures out in advance where each new line bin gins and homes in on that spot if you're printing labels or columns of figures. It leaps over the blank areas. That saves time plus wear and tear on the printer.

The 84 prints correspondence quality. Dasgraph™ dot addressable graphics come standard, letting you print graphs, charts and illustrations.

If you're often too bowed in a correspondence quality printer take a look at the Microline 84. From Okidata. The big name in printers.

For more information contact us at 111 Gaither Drive, Mt. Laurel, N.J. 08054. Or call us at (609) 235-2600.

OKIDATA

The big name in fast printers

CIRCLE 168 ON READER SERVICE CARD

but sometimes it's hard to predict whether that last 10% will wind up taking 10, 20, 30, or 90% of your time. From what I hear, they are now finishing a bunch of software packages of graphics editors, word processors, and whatnot.

"As for hardware, the only problem is the floppy disk drive that we are building. It is very high density, and has been a problem for us for two years. It has been horrible."

We had heard that the new machine would use a 16-bit processor, so we asked which one. "I never call it 16-bit, because when you *are* writing software for it, a 32-bit machine is all you see; the architecture of the machine is 32-bit. The exact same chip will have a few extra pins for a 32-bit hardware bus transfer version.

"It's not really a 16-bit machine like the 8086 is. The 8086 has 16-bit registers, and of course, they implemented an 8-bit version of it, the 8088. But it is still the same machine.

"In that sense, although the 68000 has many 32-bit registers, it is still the same machine. You say 'load this register,' and you can load a byte, two bytes or four bytes and you are loading 32 bits. The 16-bit version of that chip just loads 16 bits of hardware at a time, but we did quite a few things to speed up even that.

"I think that it might possibly be the machine of the decade. You can do extremely fast memory moves, which help a lot in certain graphics and windowing situations or a graphics-oriented screen. I think Apple, like everyone else in the business, is heading toward a pure bit-mapped screen because memory costs so little now. Why bother considering anything else?"

"I think that it might possibly be the machine of the decade."

School Days

We next inquired about Wozniak's recent tenure as an undergraduate computer science major at Berkeley. He told us, "First of all, I go to class under a fake name. "Some people have figured it out, but I don't know whether any of the professors know. I'm in my final quarter."

We commented on the irony of the co-founder of Apple Computer studying computer science. Couldn't he teach most of the courses?

"Not really, because I'm more into finding solutions to problems. Sometimes I could teach things, but sometimes I have a lot of trouble. For example, I took a psychology statistics course and discovered that few of the psychology majors had ever used a calculator. I had the biggest advantage in the world, as I was tutoring them and writing programs in VisiCalc and Basic and on my HP calculator I was really learning it well.

"I came up with some new formulas for solving some of the problems. We had some very complicated factorial design problems that can take several hours to solve. So I came up with a great formula that was easy to solve, but I couldn't get anyone to listen to me except students.

"In my computer classes, I was just sitting back and working quietly. The first quarter I worked hard to get A's, the second quarter I worked hard enough to get B's, and this quarter I could care less."

Does he plan to go back to Apple? "I'm not sure. I'm going to take a rest first. I thought this year was going to be a rest being away from Apple, but I found myself getting to bed at 2:00 a.m. or spending all night doing assignments. I figured that if I'm going to work this hard, I'd rather be designing stuff for Apple. □

Peripherals Plus Extension Units Improve Your Apple II

EZ Port

E Z Port extends the game I/O port to the outside of your Apple II so that you don't have to open the computer when switching from paddles to joystick, VersaWriter, etc.

E Z Port goes beyond just extending the I/O. We utilize ZIP (Zero Insertion Pressure) sockets. With ZIP sockets, you plug in a 16 pin DIP plug and throw a small switch which engages the connections within the socket. No stress is exerted on the 16 pin connector until the switch is thrown.

Ordinary DIP sockets are not designed to be used over and over—eventually they won't make contact. Also repeatedly stressing a 16 pin connector will cause pins to snap off. So, E Z Port will not only outlast other I/O extenders, your paddles, VersaWriter and joysticks will last longer too!

Installation is easy. Plug E Z Port's cable into the game I/O, run the 24" cable to the outside of the computer, then peel the protective paper from the special adhesive strip and attach E Z Port to the side of your Apple II. Now making I/O changes will be quick, easy and safe!

Only $24.95. Ordering information below.

Select A Port

Like the EZ Port, the Select A Port extends the game I/O port to the outside of your Apple II. However, the Select A Port also allows you to permanently plug in up to four peripherals simultaneously. It consists of five switchable I/O ports. The first socket directly parallels the game socket in the Apple. It can be utilized for sensitive devices for which diode isolation would interfere. (There is a switch provided for future expansion and this socket will override the other four). It is mounted in a 6" x 2 3/4" x 1/2" sturdy high impact plastic case. You simply switch on the peripheral to be used (joysticks, paddles, VersaWriter, etc.) and you are ready—no plugging or unplugging of delicate 16 pin connectors. You save wear and tear on your peripherals, your Apple II, and your nerves.

Dual Joysticks

With the Select A Port you can also use two joysticks simultaneously. The Apple II has the capability to read more than just two game controllers (paddles). The second I/O port on the Select A Port is cross wired so that it can be reversed and will read Paddles 2 and 3. Just plug another joystick into any of the remaining three ports and enjoy dual joystick operation. Dual joysticks and no more hassles with connectors. Only $69.95.

Send payment* indicated plus $2.00 per order postage and handling to Creative Computing, Department C927, One Park Avenue, Room 458, New York, N.Y. 10016. Orders may also be charged to your Visa, MasterCard or American Express account—by mail include credit card name, number and expiration date, or if you prefer, use our 24-hour toll free number, 800-631-8112. In N.J. only 201-540-0445.

Peripherals Plus

*NJ residents add 5% sales tax.

All Hands on DEC

The Professional 325

Digital Equipment Corporation has decided to join the crowd, throw its hat in the ring, and otherwise serve up its own versions of that now officially estimable machine, the personal computer.

As one might imagine, when a company like DEC jumps in the pool, it could make quite a splash. With the Professional 300 Series, the Rainbow 100, and the DECmate II, DEC promises to spark some real competition.

The Professional 325 and 350 computers use DEC's well-known PDP-11 microprocessor, which is also the brain of one of the most popular minicomputers of the past ten years. They utilize the P/OS operating system, a menu-driven subset of the RSX-11 system used by the PDP-11 mini. This allows for linkage to PDP-11 and VAX systems, as well as Ethernet and DECnet compatibility. It also makes available a large library of languages, utilities, and applications software.

The 350 can house a 5.25 Winchester hard disk option inboard, as well as an optional Telephone Management System, with autodial, autoanswer, and internal voice digitizer.

Both machines offer multitasking capability, dual floppy disk drives with 800K of storage, and communications capacities. Options available are a high-resolution color monitor, a floating point adapter allowing for faster mathematics execution, extended bit-map graphics capability, and a real-time serial/parallel interface.

The Rainbow 100 uses both a Z80 and an 8080 microprocessor. Its unique operating system has the capability to determine automatically whether the 8- or 16-bit processor should be invoked with an application program. The other chip then acts as bus controller. Thus the user can interchange software freely, and the dual-processor design speeds program execution.

Also expandable to 256K, the Rainbow 100 comes with 64K, and runs CP/M-86/80 and MS-DOS. It includes dual 5.25" floppy disks, and optionally supports an external Winchester hard disk.

The machine has been designed to run a wide range of applications software, in both 8- and 16-bit formats. Word processing, a spread-sheet calculator, Basic, and "C" compiler have been announced for fall release.

DECmate II is an improved version of the DECmate I system, with optional CP/M capacity. The emphasis of this machine is on word processing, and it contains 96K of random-access memory. It also includes dual floppy disks, and the option for 8" floppy as well as external hard disk expansion.

Documents stored on 8" floppy disks are compatible with other DEC word processing systems.

The system utilizes a custom-designed microprocessor, and affords the DECmate II with one and a half times the speed of its predecessor.

CP/M option software available from DEC will include accounting, spread-sheet, and Basic packages.

The DECmate II is priced at $3470, the Rainbow 100 at $3245, the Professional 325 at $3995, and the 350 at $4495. All machines and initial software releases are scheduled for the fall.

For more information, contact Digital Equipment Corporation, Maynard, MA 01754. □

CIRCLE 343 ON READER SERVICE CARD

NEC Announces 16-Bit Machine

NEC, one of Japan's most formidable electronics concerns, has announced a 16-bit, 8086-based microcomputer for release in the U.S. in July.

The machine is dubbed the APC, for Advanced Personal Computer, and will be geared toward the business market. It will offer CP/M-86 and MS-DOS compatibility. RAM memory is expandable to 256K.

Priced to compete favorably with the IBM personal computer, the APC supports high resolution black and white or color graphics. Because the system incorporates a dual-sided 8" floppy disk drive, the APC is capable of a megabyte of storage, more than three times as much as the IBM PC. A second 8" drive can be added for $700, bringing on-line storage to two megabytes.

The NEC Spinwriter daisy-wheel printer, as well as a 100 cps, 136-column dot matrix printer will be supported.

Other features of the APC include 22 user-definable keys, a numeric keypad, and a line-drawing graphics subsystem with a resolution of 1024 x 1024 pixels. A 32-bit floating-point arithmetic processing unit for scientific applications is available for $250.

NEC Information Systems, which will market the machine, has announced the initial release of 15 application software packages for the APC. Among these are: *Accounting Plus* packages from Systems Plus; the *Benchmark* word processor, telecommunicator, and mailing manager from Metasoft; and *MicroPlan* from Chang Laboratories.

The system will have a base price of $3,298. For more information, contact NEC Information Systems, 5 Militia Dr., Lexington, MA 02173. □

CIRCLE 343 ON READER SERVICE CARD

More Workhorse Programs for your computer to play with!

With these Creative Software home programs your Atari® or Vic® can start playing in the real world:

HOUSEHOLD FINANCE
- 15 income & expense categories
- Budgeting
- Monthly & yearly accounting
- Indicate tax deductible items
- Produce tables & graphs
- $24.95 cassette
- $29.95 disk

LOAN ANALYZER
- Amortization tables
- Compute interest charges
- Compare various loans
- Analyze loan terms
- Manipulate loan parameters
- $19.95 cassette
- $24.95 disk

HOME INVENTORY
- Cataloging your possessions
- User-definable categories
- Search catalog for items
- Record serial & purchase price
- Compute the value of items
- $19.95 cassette
- $24.95 disk

DECISION MAKER
- Decide between alternatives
- Computer recommended choices
- Manipulate decision parameters
- Weigh influencing factors
- Save decisions on tape or disk
- $19.95 cassette
- $24.95 disk

CAR COSTS
- Record maintenance costs
- Remind insurance payments
- Track fuel consumption
- Summarize all costs to date
- Compute cost of a trip
- $19.95 cassette
- $24.95 disk

CREATIVE SOFTWARE

Ask about our many other recreational and home applications! TO ORDER: VISA, MasterCard, check or money order accepted. Be sure to include expiration date of card. Add $2.00 for shipping and handling. California residents add sales tax.

Basic vs. Database

Edwin W. Meyer

The microcomputer market is facing a crisis of sorts. While the cost of computer hardware has come down dramatically in the past few years, the cost of providing software tailored to a specific environment has remained high.

A purchaser of a microcomputer system must either be satisfied with the limited customization capabilities of current commercial software packages or be willing to pay several times the cost of the hardware to obtain a satisfactory custom-built software package.

What the computer user really needs is an application building system which is readily understandable and can be used by non-technical personnel to construct a business application program. A satisfactory solution to this problem would greatly expand the market for microcomputer systems. *VisiCalc*, a limited step in this direction, has amply demonstrated this for Apple sales.

Over the past year or so a variety of packages intended to help meet this goal have appeared on the market. All fall short of the ideal by a substantial margin. Some tend to be too complex for a non-programmer to use while others have limited capabilities. However most of these packages provide advanced capabilities at reasonable cost. Generally speaking, anybody who can write a competent Basic program can learn to write a simple database-oriented business application using one of these packages.

This article will demonstrate some database programming concepts in connection with implementing a hypothetical check register system. This system will be implemented first in Basic, then in *Comfor 20*, a popular database management system for CP/M-based microcomputers.

Edwin W. Meyer, Micro Workshop of Cambridge, 1268 Massachusetts Ave., Cambridge, MA 02138

Some Database Fundamentals

Generally speaking, a database is any coherently organized set of stored information. Some examples of databases which most people maintain are a check book register and an address book. Both have the same general organization of most common databases: an ordered sequential set of data records, each composed of separate fields. Each record in the database has the same format.

An address book is a good example. Each record in the address book database consists of the following fields: first name, last name, address, city, state, zip code, and telephone. These address records are stored in alphabetical order using the last name field of each record as a sort key.

Database Formats

The databases maintained by mainframe and minicomputers are frequently complex. However those maintained by most microcomputers generally use some variant of the indexed sequential access method (ISAM), which stores database records one after another. A program can access database records either in sequential order as they are stored in the file, or it can select a particular record based upon a particular value of a key field.

Let's take a computerized address book as an example of an ISAM file. In this case the last name field will be used as the key, so that the program might find the record of a particular person, using the last name as a search key.

Each ISAM file also has a separate index file, which relates a particular key value to a record number within the database. To retrieve the record for a particular last name without having to read each record in the database, the program looks up the key in the index file, then goes directly to the indicated record number in the database.

A database record may be stored in many different formats, the two most common of which are fixed field and comma-delimited field. In the fixed field format, each field has a fixed length and occupies a specific position in the record. This is the usual record format which relational database systems such as *Condor 20* and *dBase II* use.

In comma-delimited format, the entire record consists of printable character data. (This is not necessarily true of fixed-field format data.) A field can be of indefinite length, and commas are inserted between two adjacent fields to separate them. A field is commonly enclosed within quotation marks to avoid confusion with commas used as part of the data for a field. Basic programs perform all file operations using comma-delimited format.

Functional Capability of Database Systems

There are quite a few different database systems available for CP/M and other microcomputer operating systems. Generally they provide one or more of the following database management functions: data entry, sorting, query operations, form output, and report generation.

Data Entry. Data must be input into a database in some manner. Certain database systems provide a subsystem for operator entry of data without requiring complex programming. Many such data entry systems provide full screen input and editing capabilities, in which the operator is presented with a user-designed form with blanks to be filled.

Sorting and Merging Operations. Almost all database applications require that some kind of record reordering be done. In addition, some applications call for the records of two or more databases to be merged into a single database. Virtually all database systems provide these kinds of capability in some manner. There are also several programs available which do nothing but various kinds of sort and merge operations.

Query Operations. It is very desirable to provide a simple mechanism to allow non-technical users to examine a database and extract subsets of information from it in different formats. This mechanism is usually provided in the form of a command interpreter and is called a *query language*.

Form Output. Most database applications call for the output of printed forms. Many database systems offer an easy-to-use format defining capability for the output of these forms.

Report Generation. A report consists of a columnar format output of selected items from each record, plus headings, totals and subtotals. Database systems usually offer some kind of report generation capability.

A Sample Database Application

We will illustrate some of these database concepts by implementing a sample database application. In order to show how a database management system can substantially simplify the database programming task, we will implement our sample application first using Basic, then using *Condor 20*.

A Check Register System

The application chosen for our sample implementation is a hypothetical check register system.

This check register system should do the following: 1) Enter new checks to be issued, 2) print new checks, 3) print the check register, 4) mark canceled checks as returned by the bank, and 5) print a report of all outstanding checks and deposits.

Our check register system will be organized around a central database of check and deposit records. Each check record contains the following fields:

CHKNO – The number of this check.
DATE – The issue date of this check.
PAYEE – The name of the person or company to whom this check is made out.
AMOUNT – The amount of this check.
CANCELED – "N" if this check is still outstanding, "Y" if it has come back from the bank.

Note that we will record deposits as "deposits" in the PAYEE field and a negative number in the AMOUNT field.

Since we have chosen to not include a field specifying whether a check has yet been printed, we need at least two instances of the check register database, the main check register and the new check database. This second database is identical in format to the main check register except that it contains the newly entered checks which have not yet been printed.

The check register implementation in Basic consists of the following modules:

CHKENT – Provides for entry of information for the new checks.
PRTCHK – Prints the new checks.
PRTREG – Prints the check register.
CANCHK – Cancels checks returned by the bank.
OUTPRT – Prints a list of checks still outstanding.

The system also includes three databases:

CHKREG – This database is the main check register.
NEWCHK – This database is identical in format to CHKREG except that it contains newly entered checks not yet printed.
CANNUM – This database contains the numbers of checks returned with the latest bank statement.

Now let's take a more detailed look at these modules:

Entering the Checks

The CHKENT module asks the operator to enter data for a new check to be written. Then it adds a record containing the information concerning this check onto the end of the NEWCHK file.

CHKENT first performs an OPEN call:

200 OPEN "O", #1, "NEWCHK" which allows the CHKENT program to write check records to the NEWCHK file, referring to it as file #1. Opening a file in "O" (for "Output") mode deletes any existing records or creates a file if one does not exist. (All examples are written in MicroSoft Basic.)

Next CHKENT uses input statements to ask the operator to provide the data for the next check:

2310 INPUT "ENTER CHECK NO."; CHKNO$

This input statement displays the prompt message "ENTER CHECK NO." on the screen, then waits until the operator enters a line terminated by the return key. Whatever the operator has typed is stored in the Basic internal variable CHKNO$. The INPUT statements for the other fields to be entered are as follows:

210 INPUT "ENTER CURRENT DATE:"; DATE$
220 INPUT "ENTER PAYEE:"; PAYEE$
240 INPUT "ENTER AMOUNT:"; AMOUNT$

Now that the operator has entered all the data fields for the new check, CHKENT appends a record for this check onto the end of NEWCHK database:

250 WRITE #1, CHKNO$, DATE$, PAYEE$, AMOUNT$, "N"

Figure 1 shows a sample dialog using this program to enter a check, and Figure 2 shows several records of the NEWCHK database as the WRITE statement would output them. The record contains a copy of each variable specified in the WRITE statement, enclosed in quotes and separated by commas. This is the standard Basic "comma delimited" format.

The CANCELED field was not entered by the operator but was specified as "N" in the WRITE statement. This indicates that the check is still outstanding.

Business Application, continued...

The remaining part of CHKENT contains code to allow the operator to exit from the program or to enter data for another check. If the operator decides to exit, the program must insure that the last NEWCHK database is closed out properly. This is done as follows:

300 CLOSE #1

Figure 1. Entering a New Check – Basic Implementation.

```
ENTER CHECK NO:  106
ENTER CHECK DATE:  8/12/82
ENTER PAYEE:  American Express
ENTER AMOUNT:  271.91
```

Figure 2. Record Format of the NEWCHK or CHKREG Database – Basic Implementation

```
"103","8/12/82","Herbert Farmberg, D.D.S.",
"43.56","N"
"104","8/12/82","1st National Bank Of Hollis",
"473.10","N"
"105","8/12/82","American Express","271.91","N"
```

Printing the Checks

The next step is to print the newly issued checks on NEWCHK, then to append these records to the main check register database, CHKREG. The program PRTCHK combines these two operations in a single module. The first thing PRTCHK does is open the two check databases, the new check register NEWCHK for input and the main check register CHKREG for output to be appended to the end of the file.

200 OPEN "I", #1, "NEWCHK"
210 OPEN "A", #2, "CHKREG"

Note: The CHKREG database is opened in "append" mode, so new records will be appended after existing records. Some versions of Microsoft Basic do not provide "append" mode. In this case, a more involved sequence is necessary.)

Next we input a new check record from the NEWCHK database into the internal storage of Basic:

250 INPUT #1, CHKNO$, DATE$, PAYEE$, AMOUNT$, CANCELED$

Now a check must be printed using this data. This is done using several LPRINT statements.

```
300 LPRINT "        ", CHKNO$
310 LPRINT "        ", DATE$
320 LPRINT "        ",
370 LPRINT "        ", PAYEE$
380 LPRINT "        ", AMOUNT$
```

Note that the actual output form must be created in an ad hoc manner using PRINT statements with varying numbers of blank spaces and blank lines in order to get the check fields to print in the proper position on the form.

After printing the check, PRTCHK appends a new check record to the end of the main check register, CHKREG.

400 WRITE #2 CHKNO$, DATE$, PAYEE$, AMOUNT$, CANCELED$

Other parts of the PRTCHK program (not shown) loop back to print more checks and CLOSE the database files when finished.

Printing the Check Register

PRTREG prints the complete check register, but first it resets the BALANCE variable to zero.

200 BALANCE = 0

(BALANCE is to be the sum of the AMOUNT field of each check record.)

Next the main check register CHKREG is opened for input:

210 OPEN "I", #1, "CHKREG"

Then PRTREG outputs a heading for the register report on the printer:

220 LPRINT "CHK# DATE PAYEE AMOUNT OUTSTANDING"

Now comes the section of code which prints a one-line report for each check in the register:

300 INPUT #1, CHKNO$, DATE$, PAYEE$, AMOUNT$, CANCELED$

310 LPRINT CHKNO$, DATE$, PAYEE$, AMOUNT$, CANCELED$

(Note that this illustration uses a simplified LPRINT statement, a practical implementation would use more complicated statements to obtain better column alignment in the report).

The last thing to be done with the current check record is to convert the character string value held in the AMOUNT$ variable into a floating point number, then add it to the running balance.

320 BALANCE = BALANCE + VAL(AMOUNT$)

Now PRTREG goes back to step 300 to process all other check records in the main check register in the same manner.

After all check records in the main register database have been processed, PRTREG prints the current balance inverting the arithmetic sign:

400 LPRINT "CURRENT BALANCE:",0-BALANCE

Finally the program closes the CHKREG file and exits.

Figure 3 shows a sample check register report which includes the checks shown in Figure 2.

Balancing the Check Register

Two additional programs, CANCHK and OUTPRT provide an aid to reconciling the computerized check register with the monthly bank statement.

Figure 3. Check Register Report – Basic Implementation.

```
CHK#  DATE      PAYEE                          AMOUNT    CANCELED
      7/11/82   deposit paycheck               -1576.45  N
101   7/28/82   American Express               458.31    N
102   7/30/82   Hollis Lawn and Garden Center  43.27     N
103   8/12/82   Herbert Farmberg, D.D.S.       43.56     N
104   8/12/82   1st National Bank of Hollis    473.10    N
105   8/12/82   Hollis Lawn and Garden Center  16.03     N
106   8/12/82   American Express                271.91    N

CURRENT BALANCE:    219.17
```

Psst! Wanna deal on some apple Software...

GREAT SERVICE
GREAT PRICES
WHAT ELSE YOU WANT?

micro mountain

OVER 1,000 ITEMS IN STOCK — STOCK ITEMS SHIPPED SAME DAY — ASK FOR FREE CATALOG

FREE OFFER

Adventure game on Applesoft Tutorial

SHIPPING & HANDLING on orders under $50. CALIF. RESIDENTS ADD 6% SALES TAX. We accept MASTER CARD and VISA. C.O.D.'S ADD $3.00.

NAME _____

STREET _____

CITY _____ STATE & ZIP _____

CARD # _____ EXP. DATE _____

SIGNATURE _____

• 318 E. ECHO CT., SAN BERNARDINO, CA 92404
Outside Calif. Call (800) 854-5849
Calif. Residents Call (714) 886-0761

Prices Subject to Change without Notice

CIRCLE 156 ON READER SERVICE CARD

CANCHK is a program that asks the operator to enter the check number of canceled checks returned with the bank statement, then sets the canceled field of each such check or deposit to "Y." The check numbers are stored in a temporary database, CANNUM. Each record of this database consists of a single field, the check number of a canceled check.

When the operator finishes entering all canceled check numbers, the next step is to go through the main check register, setting the CANCELED field of each check number found in CANNUM to "Y." It does this by copying each record from the main check register into a temporary file, which becomes the new main check register after the CANCHK program finishes.

As each record is read into Basic memory from the main check register, the program scans the CANNUM file to determine if this is a canceled check. If so, the canceled field is set to "Y." Then the record is written out to the temporary file. Otherwise, the record is copied with the CANCELED field left unchanged.

When the end of the main check register is reached it is renamed to be a backup file, and the temporary check register is renamed to be a new check register.

The last program in our Basic check register system, PRTOUT, prints a report of all outstanding checks and deposits plus the total amount of these outstanding items. PRTOUT is almost identical to the CHKPRT check register report program described earlier. The only difference is that it ignores all records with "Y" values in the CANCELED field.

To implement even this simplified task in Basic would have taken several hours of programming and debugging. More involved tasks will require correspondingly greater amounts of time.

A Relational Database System

Now we will implement our check register system again, this time using the *Condor 20 Relational Database Management System*, produced by the Condor Computer Corporation of Ann Arbor, MI. *Condor 20* is a good example of a self-contained database package suitable for maintaining many of the databases found in a business environment. Unlike some database packages, it lacks a sophisticated programming language, so there is a limit to the complexity of the tasks which it can perform. However, because of this simplicity, it is fairly easy for non-technical personnel to write *Condor* procedures to maintain common databases and print forms and reports.

Condor 20 is a relational database system. This means that through the use of field names associated with each database, certain records in one database can be related to specific records in another database.

As a simple example, let's say that we want to maintain a list of all outstanding invoices for a business customer. In a relational database, there might be two different databases, a CUSTOMER database and an outstanding INVOICE database.

The CUSTOMER database contains identification data for all customers and the INVOICE database contains the data for all outstanding invoices. In this simplified example, the customer database contains only two fields, the CUSTNO, customer number, and the CUSTNAME, customer name, fields. The INVOICE database contains three fields, the CUSTNO, customer number; the INVNO, invoice number; and the INVTOT, invoice total fields.

Note that these two databases have a common field, CUSTNO. The CUSTOMER database associates *customer* information with the CUSTNO field while the INVOICE database associates invoices with it.

The common CUSTNO field is a link between the two databases, we can associate the customer name and address with invoice data. A database system might use this relation to print a periodic statement of outstanding invoices for each customer.

The Check Register System in Condor 20

Let's see how the check register system previously programmed in Basic might be implemented using *Condor 20*.

The first step is to define the databases which we will be using. For this check register system we will use four different databases: the NEWCHK new check database the CHKREG check register database, the CANNUM canceled check number database, and the CHECK check form database. Check, used to print newly issued checks, is the only new database. The other databases are similar to their Basic counterparts.

In *Condor 20* a database has both an internal record format and a visible form associated with it. The internal format specifies the type and length of each field in a database record, while the form defines the visual representation of such a record on the screen or when printed.

This form can be either displayed on the screen for entering records into the database or used as the actual output format for printing forms.

The form associated with the main check register CHKREG is of no concern since we will not be entering records directly from the screen or printing forms from this database. However both NEWCHK and CHECK databases need a form. The form for NEWCHK is displayed during check entry, while the form for CHECK is the actual template for printing checks.

Defining a Condor 20 Database

To define the NEWCHK database with *Condor 20*, type the command line:

DEFINE NEWCHK

at the CONDOR command interpreter. The first thing it asks for is a definition of a visual form for NEWCHK. This form definition consists of a set of underscores preceded by a field name enclosed within square brackets.

Figure 4. Record Definitions of the Check Register Databases—Condor 20 Implementation.

```
Attribute summary of Database NEWCHK

1.CHKNO:  N,5,0,99999,"                    "
2.DATE:   D,3,01/01/00,12/31/99,"                    "
3.PAYEE:  AN,40,0,40,"                    "
4.AMOUNT:  F,10,-21474836.47,21474836.47,"

Record Size (bytes) = 59


Attribute summary of Database CHKREG

1.CHKNO:  N,5,0,99999,"                    "
2.DATE:   D,3,01/01/00,12/31/99,"                    "
3.PAYEE:  AN,40,0,40,"                    "
4.AMOUNT:  F,10,-21474836.47,21474836.47,"
5.CANCELED:  A,1,0,1,"                    "

Record Size (bytes) = 60
```

The underscores indicate the screen position at which data entered for this field will appear. Cursor controls similar to those of word processing systems are provided for moving to desired positions on the screen.

When a form is complete, the DEFINE command stores it and then asks for the data types and lengths of each field mentioned in the form.

Figure 4 shows the specifications for the databases NEWCHK, and CHKREG. CHKREG is almost identical to the

DISCOUNT DATA PRODUCTS

FOR THE BEST SERVICE
AND PRICE YOUR $ CAN BUY

30% DISCOUNT + MONTHLY SPECIALS

GAMES • UTILITIES • BUSINESS

APPLE — LIST PRICE / OUR PRICE

* ADVENTURE INTERNATIONAL
* APPLIED SOFTWARE
* ATARI INTERNATIONAL COMPANY
* ASHTON TATE

ARESCO
* AUTOMATED SIMULATIONS
* AVALON HILL GAME COMPANY

AVANT-GARDE CREATIONS

BEAGLE BROTHERS
* BFI

BROADBAND SOFTWARE

BUDGECO

CALIFORNIA PACIFIC

CAVALIER COMPUTER
* CONTEST * C.H.U.
* CONTINENTAL SOFTWARE
* COMPUTER STATION

DARIN & LEVEL 10

DATAMOST
* DATASOFT * DELTA SOFTWARE
* DENVER SOFTWARE
* EDUWARE

GERELLI SOFTWARE

HAYDEN SOFTWARE
* HIGHLANDS COMPUTER SERVICES
* HOWARD SOFTWARE

INNOVATIVE DESIGN SOFTWARE

INFOCOM

I & M

INSOFT
* ISA * I&S * I&S * I&S
* LJK ENTERPRISES * MICRO LAB
* MICRO RAM INTERNATIONAL

MICROSOFT
* MICROSOFTWARE SYSTEMS * MAE

MUSE

ON-LINE SYSTEMS

PERSONAL BUSINESS SYSTEM

RECONTILE
* PROFESSIONAL SOFTWARE
* PROGRAM DESIGN
* PHOENIX SOFTWARE
* QUALITY SOFTWARE
* RIVERBANK SOFTWARE

SENSIBLE SOFTWARE

SENTIENT SOFTWARE
* SIERRA SOFTWARE

SIRIUS SOFTWARE

SOFTAPE * SOFTWARE EMPORIUM

SOFTWARE PUBLISHING CORP.

SOUTHEASTERN

SOUTHWESTERN DATA SYSTEMS

STONEWARE PRODUCTS
* STRATEGIC SIMULATIONS * STU
* SUBLOGIC * SOFTECH
* SYNERGISTIC SOFTWARE * SORCIM

TG PRODUCTS

TURNKEY SOFTWARE

UNITED SOFTWARE OF AMERICA

VERSA COMPUTING
* VIDEO * VITAGEN SOFTWARE

LARGE SELECTION OF ATARI AND TRS 80 SOFTWARE

CALL TOLL FREE 1-800-854-2914 (FOR PLACING ORDERS OUTSIDE CALIFORNIA)

FOR INSIDE CALIFORNIA AND OTHER INQUIRIES CALL 1-714-287-0190

* SEND FOR OUR FREE PRICE SHEET FOR SPECIFIC PROGRAMS AND PRICES

PLEASE CHECK FOR SYSTEM REQUIREMENTS BEFORE ORDERING. INCLUDE PUBLISHER AND PRODUCT NAME
FOREIGN INQUIRIES INVITED — ADD 10% SHIPPING

All Orders Shipped by Insured Check, Money Order, Cashier Check. For Faster Delivery Service — Master Charge — Visa

MasterCharge — Visa add 3% and include expiration date on card. Please Add $2.00 for Shipping

California Residents Add 6% Sales Tax. Prices Valid Through This Month's Issue

Prices Subject to Change Without Notice

DISCOUNT DATA PRODUCTS • P.O. BOX 19674-CH • SAN DIEGO, CALIFORNIA 92119

CIRCLE 158 ON READER SERVICE CARD

COMPUTER SPECIALTIES

ORDER TOLL-FREE! 1-800-854-2833

FREE* SHIPPING
(with prepaid cash orders)

COMMODORE 64
CALL FOR BEST PRICE

- 64K Ram to RAM
- CP/M option
- Upper/lower case & Graphics characters
- TV interface
- Music synthesizer
- 40 col. color display
- "Smart" peripherals
- Cartridge game slot

CBM/Pet Accessories

ULTIMAX — SUPER VIC
ORDER NOW!

VIC 20

HARDWARE

SOFTWARE ON CARTRIDGE

ON TAPE

CALL

ATARI 800 16K $669

We offer a huge selection of software (the latest and best, we're the experts). Call toll free and receive our full product catalog sent to your door.

apple
PLUS 48K
FOURTH DISK DRIVE
WITH CONTROLLER

ACCESSORIES

SOFTWARE

CALL FOR NEWEST SELECTION

NEW

APPLE IS A REGISTERED TRADEMARK

commodore
CBM 8032 $1038

"A computer only as good as its software without software. Call for a complete supply of software (and hardware) for the CBM or PET computer."

PRINTERS & MONITORS
PRINTERS

Epson (from stand-out week this month) CALL

NEC • DATA-ED • ANADEX •
CITOH • JDS PRIM • ALL BRANDS

MONITORS

CALL

FREE CATALOG

IBM

ACCESSORIES

SOFTWARE

NEC PC-8001A 32K

NEC PRINTER
PC-8001 A
NEC I/O Unit
NEC add on Dual Drive
NEC Green Screen

HAVE!!!

Call for Bill Jones and ask Bill for a free NEC catalog — and the lowest prices possible.

Hewlett-Packard
CALL FOR ALL

COMPUTER SPECIALTIES

(714) 579-6330
MAIL TO: 1251 BROADWAY
EL CAJON, CA. 92021

FAST SERVICE

CIRCLE 141 ON READER SERVICE CARD

new check database NEWCHK except for the addition of a CANCELED field. This field is not found in NEWCHK, nor is it shown to the operator entering new checks.

Like NEWCHK, the CHECK database also lacks a CANCELED field, since this information is not printed on the check. The field specification of CHECK is identical to that of NEWCHK; only the fields are printed in the desired positions on a blank check. No field names are included since only the data and not the field names are printed on the checks.

Data Entry Using Condor 20

To enter new check records into the NEWCHK database, type the command line:

ENTER NEWCHK

A blank version of the form for NEWCHK appears on the screen complete with labeled fields and underscores which indicate where the data will appear. The operator types in the data for each field, using cursor positioning to correct mistakes as needed. When complete, the new record is appended to the end of the NEWCHK database and the blank form is redisplayed for entry of another check record. Figure 5 shows a sample data entry screen.

After all records are input, the operator can view the records in NEWCHK by typing

LIST NEWCHK

The records will be displayed on the screen individually in the format used during input.

The full screen data entry section of *Condor 20* is typical of the data entry system functions of several database management systems.

As compared to the Basic implementation described above, the *Condor 20* check entry version is much simpler to create and offers greater functional capabilities, such as the ability to move among fields during record entry.

Figure 5. Entering a New Check—Condor 20 Implementation.

```
(CHKNO)  101__
(DATE)   8/12/82_
(PAYEE)  Herbert Fleisherp, D.D.S._____________
(AMOUNT) 43.56_____
```

Printing New Checks

After new checks have been entered into the NEWCHK database, the system must print them. Then the new check records are added to the main check register database CHKREG. In order for the records to be printed using the check template of CHECK, the records must be copied from the NEWCHK database into the CHECK database. All records that may be in the database CHECK are first deleted, then the new check records in NEWCHK are copied onto the end of the CHECK database:

EMPTY CHECK
APPEND CHECK NEWCHK

Now we actually print the checks:

LPRINT CHECK

All the check records are printed on blank check forms loaded into the printer. Figure 6 shows an example on plain paper.

Now the just-printed check records must be added to the main check register CHKREG. Since the APPEND command works only if both the source and target databases have the exact same record format, the NEWCHK records (which lack the CANCELED field) must first be converted into the CHKREG record format:

JOIN NEWCHK XCHKREG BY CHKNO DATE PAYEE AMOUNT DATE (D)

JOIN is an operation which merges records from different format databases having some common field definitions. However, here it is used in an ad hoc manner to get the contents of the NEWCHK database into the same record format as CHKREG. The result is to "join" a CANCELED field having a default value of "N" to each record of NEWCHK. The resulting record is now in the same format as CHKREG records. (XCHKREG is an empty database having the same definition as CHKREG.)

Figure 6. The Information Printed onto a Check—Condor 20 Implementation.

```
                                        101

                                     08/12/82

   Herbert Fleisherp, D.D.S.

                          43.56
```

The result of the JOIN operation is placed into a temporary database called RESULT, which can now be appended to CHKREG:

APPEND CHKREG RESULT

The final step is to delete all records from the CHECK and NEWCHK databases so new checks can be added later:

EMPTY CHECK
EMPTY NEWCHK

The preceding commands could be typed in directly from the console, but would typically be stored in a command file so that the operator need enter only a simple command such as

RUN PRTCHKS

where PRTCHKS is the name of the command file for printing newly issued checks.

Printing the Check Register

A report of the main check register plus the current balance can be output to the printer with a single command:

LPRINT CHKREG BY CHKNO DATE PAYEE AMOUNT AND COMPUTE TOTAL AMOUNT.

The "BY CHKNO DATE PAYEE AMOUNT" section of the command specifies the fields of each record which are to be output in the report and the order in which they appear. (Note that the CANCELED field does not appear in this report.) The "COMPUTE TOTAL AMOUNT" part of the command line specifies that the total of the AMOUNT fields is to be calculated and printed at the end of the report. Figure 7 shows a check register as it might be printed by this command.

Figure 7. Check Register Report—Condor 20 Implementation.

CHKNO	DATE	PAYEE	AMOUNT
0	07/31/82	Deposit paycheck	-1576.45
101	07/28/82	American Express	436.33
102	07/30/82	Hollis Lawn & Garden Center	45.17
103	08/12/82	Herbert Fleisherp, D.D.S	43.56
104	08/12/82	1st National Bank of Hollis	473.19
105	08/12/82	Hollis Lawn & Garden Center	76.02
106	08/12/82	American Express	273.91
Total			-212.17

That's all there is to printing the check register in *Condor 20*. Note how much simpler this is than the corresponding Basic program.

Another simple sequence prints the check register subtotaled according to payee:

SORT CHKREG BY PAYEE
LPRINT CHKREG BY CHKNO DATE PAYEE AMOUNT AND COMPUTE TOTAL AMOUNT SUBTOTAL USING PAYEE

First SORT is used to put CHKREG into alphabetical order according to the PAYEE field. Then the LPRINT command with the "SUBTOTAL USING PAYEE" clause generates a subtotal of the amounts of all checks issued to a single payee. Figure 8 shows a sample report using this command.

Returned by the Bank

The next part of the *Condor 20* implementation is to cancel checks returned by the bank and produce a total of all outstanding checks. Due to its complexity, only an outline of the steps of the corresponding Basic program was presented. However, the complete *Condor 20* program is shown.

As in the Basic program, the first step is to enter all the canceled check numbers. A simple database, CANNUM, consisting of a single field, the CHKNO field, is defined for this purpose. The canceled check numbers are entered into the CANNUM database using the ENTER comand. Then a program consisting of the following steps is executed:

JOIN CHKREG CANNUM BY CHKNO

The effect of the JOIN operation is to create a temporary RESULT database containing only those check records from CHKREG having check numbers also found in CANNUM. (In this case the RESULT database has the same record format as CHKREG. However, this is not always true.)

The next step is to set the CANCELED field of these checks to "Y," and to insert them back in the CHKREG check register in place of the previous records for these checks.

Since *Condor 20* does not deal with database records individually, but can deal only with records in groups, this is done in a somewhat circuitous manner. The JOIN operation has placed all the newly canceled checks into a database named RESULT. If another temporary database is created having only the CHKREG records not found in RESULT, the two temporary databases now contain all the checks, minus the previous copies of the newly canceled check records. To merge these records back into CHKREG, the former contents are deleted and then the two temporary databases are appended to CHKREG. Finally, CHKREG is sorted on the CHKNO field to put the databases back into proper order.

CHANGE RESULT ST CANCELED = "Y"
COPY CANTEMP = RESULT
COMPARE CHKREG CANTEMP NOT MATCHING CHKNO
EMPTY CHKREG
APPEND CHKREG RESULT
APPEND CHKREG CANTEMP
SORT CHKREG BY CHKNO

The following two commands print the outstanding checks with a total for the AMOUNT field:

SELECT CHKREG WHERE CANCELED = "N"
PRINT RESULT BY CHKNO DATE PAYEE AMOUNT AND COMPUTE TOTAL AMOUNT

The SELECT command produces a temporary RESULT database having only those fields from the CHKREG database in which the CANCELED field equals "N" (for outstanding). PRINT generates a report of this RESULT database listing the CHKNO, DATE, PAYEE, and AMOUNT fields. The total for the AMOUNT fields is printed at the bottom of the report.

Conclusion

The previous paragraphs have shown an essentially complete implementation of the check register system in *Condor 20*. Clearly, this system would be much easier and faster to implement than the Basic version. By now I hope you are convinced that using a database system to create business applications has many advantages over programming in Basic. □

Figure 8. Check Register Report Subtotaled by Payee—Condor 20 Implementation.

CHKNO	DATE	PAYEE	AMOUNT
104	08/12/82	1st National Bank of Rollia	471.18
Subtotal			471.18
106	08/12/82	American Express	275.91
101	07/28/82	American Express	456.31
Subtotal			730.22
0	07/31/82	deposit payment	-1576.45
Subtotal			-1576.45
103	08/12/82	Herbert Forsberg, M.D.S	43.56
Subtotal			43.56
105	08/12/82	Rollia Lawn & Garden Center	76.83
102	07/30/82	Rollia Lawn & Garden Center	42.37
Subtotal			119.40
Total			-210.17

And this time next week we gave it up before saying it looks like it's in pretty bad condition...!

NEED HELP BUYING A COMPUTER OR PERIPHERAL?

If you're shopping for a personal computer, for peripherals, for games—or practically anything that uses microcomputer technology—you need help. There are just too many products on the market for any one person to sort out.

The *Creative Computing 1983 Buyer's Guide to Personal Computers, Peripherals and Electronic Games* contains all the help you'll need to shop wisely. Its honest evaluations are written by experts—the experts of *Creative Computing*.

In the *Buyer's Guide* you'll find:

- How to select the computer for you
- Evaluations of specific personal computers
- Tips on buying peripherals of all kinds
- Reviews of peripherals
- Music synthesis equipment
- Comprehensive evaluation of joysticks, paddles and game port extenders
- Video game systems and software
- Roundup of electronic toys and games
- Electronic and computerized learning aids
- Video products for computer users
- Selected microprocessor-based consumer electronics products.

As you can see, the *Buyer's Guide* is an incredibly comprehensive directory to the latest in computer technology. Use the coupon below to order your copy today!

SPECIAL PRE-PUBLICATION OFFER!

Creative Computing Buyer's Guide
P.O. Box [illegible], Hoboken, PA [illegible]

YES! Please send me the Creative Computing 1983 Buyer's Guide to Personal Computers, Peripherals and Electronic Games. I enclose the special pre-publication price of $[illegible] (includes postage and handling)—a saving of $[illegible] off the postpaid price after publication.

Mr./Mrs./Ms. _____ (please print clearly)

Address _____ Apt. _____

City _____

State/Zip _____

Please make check payable to Creative Computing Buyer's Guide. NJ residents add 5% sales tax. Price outside U.S.A. $[illegible]. Your copy will be shipped after publication on September 15, 1982.

GET THE GUIDE!

SPECIAL PRE-PUBLICATION OFFER!

A Simple VisiCalc Application

Comparing Prices

David H. Ahl

Double digit inflation. Shrinking profit margins. Higher prices on just about everything except avocados.

Because of these factors people and organizations are doing more and more comparison shopping. Whether it's comparing supermarket ads in the newspaper or bids on a job, we all have a need to compare prices quickly and easily.

To compare prices on a few items is no particular problem; one need only jot them down on a slip of paper. On larger lists, it becomes more difficult. And when discounts and shipping charges enter the picture, the task becomes nearly impossible.

Example 1: You are a stamp collector with the usual gaps in your collection. *Linn's* or *Weiman* arrives each week along with circulars from mail order shops with which you have dealt in the past. Dealer A allows a 10% discount on orders over $200 while Dealer B allows a 5% discount on ten items or more although neither has the lowest prices among those you have jotted down. Problem: what is the least expensive way to get the 300 some odd stamps to fill in the gaps recognizing, of course, that your purchases will be made over a period of time.

This example is equally applicable to any type of collection—comic books, coins, Hummels, antique auto parts, postcards, etc.

Example 2: You own a retail toy shop. While much of your stock comes from major manufacturers through their reps or distributors, you also buy some closeouts and foreign goods. You want to get some puppets and stuffed animals. You visit 200 Fifth Avenue in New York and come home with shreds of flyers and price lists. More arrive in the mail daily and you see others in the various trade magazines. Tally it up and you have about 250 different pieces (40" monkey puppet, brown; 8" stuffed bear, purple, etc.) and 15 or 20 vendors. You don't want to put more than about $300 or $400 into stock at this time and you want the most for your money. What to buy?

This example applies to just about any type of retail store from hardware to gifts. The number of items and vendors may be different, but the problem is fundamentally the same.

Example 3: You are an arcade operator trying to maximize your profit. This means having a good choice of the latest games balanced by a cross-section of older games that still attract the quarters. You get *Play Meter* and look at the pages of classified listings of new and reconditioned games in the back. You attend the Amusement Operators Expo and pick up the circulars from the distributors. And, of course, your own distributor is always selling you for his a great deal on a like-new game that was just returned from a burn location.

You like to pick up a reconditioned game from time to time but the ads and circulars just aren't designed for comparison shopping. One ad lists games in order of decreasing price, another by ascending price, another by manufacturer, another puts the biggest movers at the top and many seem to be in totally random order.

This third example will be used to show how VisiCalc can be used quickly and easily to come to our rescue in all of the situations above.

The first step is to put the list of items into some sensible order. While ascending or descending price has some attraction, it really isn't useful because a game might fall into several spots on the list because of different pricing from different vendors. In this case, I chose alphabetical order because it made the most sense to me.

Rather than trying to assemble the names of all the arcade games and then alphabetizing, I decided to just start entering information into the computer, putting each new piece where it belonged. I took the longest list of games from a single vendor, started five lines down from the top and entered the name of the game in the first two VisiCalc columns (18 characters total) and the price in the third column (C).

If a game fell above or between those already entered, I simply opened up a row by typing /IR (insert row) and entered the new listing.

I then took the second largest vendor list and put these prices in the fourth column (D), opening up rows for new information as necessary. Done for the third and fourth vendor. But then trouble arose.

My computer (TRS-80 Model III) permits only six columns of VisiCalc data on the screen and adding additional vendors meant I could no longer see the game names in Columns A and B. So I simply typed /TV with the cursor on Column B which sets the first two columns permanently on the screen.

With the title columns protected in this way, to insert a new game, it was necessary to use the "go to location" function (A28 for example) to enter the title area.

How Much Organization Will $149 Buy?

THE MICROBASE SOLUTION

Invest $149 in Microbase™ — The Electronic Filing Cabinet™

Don't let our low price fool you. Microbase is the information management system that meets your uniquely different needs. This data base manager and report generator guides you in plain English. You'll easily learn to use Microbase with no programming experience.

Microbase streamlines your information: Customer files from first call to final sale and followup. Sales analyses to show when, where, who and how much. Inventory control adapted to your requirements — without another program's help. On-line records management for precise documentation control. Customized mail lists. Calendar scheduling. The list is endless, and your work is done in the blink of an eye.

SOPHISTICATED, YET EASY

Microbase can create reports of unprecedented sophistication with up to 16 columns of alphabetic, numeric, or mixed data, including dates and telephone numbers. Or, sum up the preceding 12 columns. In fact, any formula can be calculated on the data in your files, and your report can sort on the results.

Defining the report is a breeze. The screens are laid out so that all the information you need for any decision is in windows which you can page back and forth at the stroke of a key. And Microbase won't let you make a mistake. If you ask it for something it can't do, a message explains exactly what the problem is. If you are puzzled, just type "?" and Microbase will give a detailed explanation of the options available. In fact, although we give you a user's manual, you may never need it.

YOU AND YOUR SECRETARY WILL FALL IN LOVE

(with Microbase) because data is so easy to enter. The screens are organized so that all related data are on the same page. Any time you want, you can back up and retype a previous line — or, if you change your mind while doing that, the original answer reappears! And every entry is automatically checked for compliance with rules which you have already specified.

NO MORE RETRIEVAL NIGHTMARES

The key to management is to see only the information you need and not to have to leaf through pages and pages of unnecessary data. Suppose you run a personnel agency, for example. Microbase can be asked to fetch only those records of chemical engineers over 25 years old who speak either Spanish or Portuguese and are willing to relocate, and any of these records can be printed at will.

BONUS FEATURES

Where else will you find a mailing label feature that works without a separate program? Using only Microbase, you can format up to 4 lines of information, and select any portion of your data base for printing on labels.

Also, many "BASIC" programs may interact with data bases created by Microbase. This is a feature usually found in more costly systems.

More Products From Compumax ($140-$350)

Compumax has produced reliable business and education programs for 5 years. Recent releases include:

MICROPARTS Parts distribution, full warehouse inventory, sales analysis.

BILL OF MATERIALS Materials requirement planning, "exploded" bill of materials, full inventory package.

MAXILEDGER G/L divisional accounting, auto double entry, changes in financial position, P&L, balance sheet.

DEMOMAKER Create demo diskettes by merely typing in for automatic play or viewer feedback. Charts, graphs, color.

MICROTEACH Produce or take training material. English and Spanish, 5 question formats, grade papers and file student grades automatically.

COMPUMAX

P.O. Box 7239, Menlo Park, CA 94025
(415) 854-6700

CIRCLE 134 ON READER SERVICE CARD

(File: VIDEO)	Vendor A	Vendor B	Vendor C	Vendor D	Vendor E	Vendor F
Alpine Skier	[illegible]					
Anteater	[illegible]					
Armor Attack		[illegible]		[illegible]		
Asteroids	[illegible]	[illegible]	[illegible]			
Asteroids Deluxe	[illegible]	[illegible]	[illegible]	[illegible]		
Astro Blaster	[illegible]	[illegible]				
Astro Fighter		[illegible]				
Atari Invader		[illegible]		[illegible]		
Avalanche					[illegible]	
Barrier	[illegible]	[illegible]				
Battlezone	[illegible]		[illegible]	[illegible]		
Berzerk	[illegible]	[illegible]				[illegible]
Beserkley	[illegible]					
Barrical	[illegible]	[illegible]			[illegible]	
Centipede	[illegible]					
Challenger	[illegible]					
Circus				[illegible]		
Cobra Gun Ship	[illegible]					
Comic Bomber	[illegible]					
Comic Shuffle	[illegible]				[illegible]	
Crazy Climber		[illegible]				[illegible]
Demonicon						
Defender	[illegible]	[illegible]	[illegible]			[illegible]
Devil Fish						
Dinary Dong	[illegible]					
Eagle	[illegible]					
Eliminator	[illegible]			[illegible]		
Fire Ind		[illegible]				
Fantasy	[illegible]					
Frogger	[illegible]			[illegible]		
Galaxy	[illegible]					
Galaxian	[illegible]	[illegible]	[illegible]			
Golf		[illegible]	[illegible]			[illegible]
Grand Champion	[illegible]					
Gunn	[illegible]					
Kick Man	[illegible]					
King & Balloon	[illegible]					
Lady Bug	[illegible]					
Lost & Chase	[illegible]					
Locomotion	[illegible]					
Longing						
Lunar Lander		[illegible]		[illegible]		
Lunar Rescue		[illegible]			[illegible]	
Mad Alien	[illegible]					
Magical Spot		[illegible]				
Mare Trap	[illegible]				[illegible]	
Megatrack	[illegible]					
Missile Command		[illegible]	[illegible]	[illegible]		
Moon Cruiser		[illegible]			[illegible]	
Moon War	[illegible]					
Mouse Trap	[illegible]			[illegible]		
Mr. PacMan	[illegible]					
Night Driver			[illegible]			
Omega Race				[illegible]		
Pac-Man	[illegible]	[illegible]				[illegible]
Phoenix	[illegible]	[illegible]				
The Pit	[illegible]					
Polaris		[illegible]				
Pot of Gold	[illegible]					
Polar		[illegible]				
Qix	[illegible]					
Radar Scope	[illegible]					
Rally X	[illegible]		[illegible]			
Red Baron	[illegible]		[illegible]			
Rip Off						[illegible]
Robotron						
Round Up	[illegible]					
Scramble	[illegible]	[illegible]				[illegible]
Sea Wolf II		[illegible]	[illegible]	[illegible]		
Solar Quest	[illegible]					
Space Attack	[illegible]					
Space Chase	[illegible]					
Space Duel						
Space Fireball		[illegible]			[illegible]	
Space Invaders	[illegible]	[illegible]	[illegible]			[illegible]
Space Odyssey	[illegible]					
Space War	[illegible]	[illegible]		[illegible]		
Space Zap		[illegible]				
Spectar	[illegible]		[illegible]			
Star Castle		[illegible]		[illegible]		[illegible]
Star Gate	[illegible]					
Star Fire			[illegible]			
Star Hawk	[illegible]					
Star Ship 1	[illegible]		[illegible]	[illegible]		
Strikes 1	[illegible]			[illegible]		
Stratos	[illegible]	[illegible]				
Sundance	[illegible]					
Super Breakout		[illegible]	[illegible]			
Super Bug			[illegible]			
Super Cobra	[illegible]	[illegible]			[illegible]	[illegible]
Super Man Trivian	[illegible]					
Tank				[illegible]		
Targ					[illegible]	
Tempest	[illegible]					
Thief						
Timehawk		[illegible]				
Trivia Quiz	[illegible]					
Turbo	[illegible]					
Turtles	[illegible]					
Vanguard	[illegible]	[illegible]				[illegible]
Tutag	[illegible]					
Venture	[illegible]					
Victory						
War Lords			[illegible]			
Warp Warp	[illegible]					
Warrior	[illegible]					
Zaxxon	[illegible]					
Zeppelin						

Just doing these few steps alone was enormously valuable. I had previously been impressed with Vendor B because of his $1595 price on Asteroids, $300 less than my local distributor was asking, and also his $1195 price on Galaxian, way less than anyone else. I had begun to think he had the best prices on everything and why look further. But then my simple list revealed that his $1595 price on Battle-X wasn't so good after all, and $1995 on Golf was more than anyone else was asking. (See Figure 1.)

Since I now had all the data, it seemed sensible to let the computer look for the best price on each game. I attempted to do this by typing @MIN(C4...H4) as the entry in I4. This function selects the minimum value from the list C4, D4, E4, etc., and enters it in I4. Surprise! The minimum was 0 because several entries in the list were blank.

This, of course, was not what I intended so I tried entering the special VisiCalc @NA function in the blanks (meaning value not available). Now for the minimum I got NA. So I tried entering alphabetic characters. Still, no go.

When averaging a list, VisiCalc looks at only the non-blank values. Not so for selecting the minimum or maximum values. Hence, the only solution was to fill in the chart with values larger than would ever be found (say, 10000) which, unfortunately, makes it less readable. Alternatively, one could use a value of 1E9 (meaning 1 times 10 to the ninth power). Since the expanded form of the number will not fit in a standard width VisiCalc column, the exponential notation is retained.

Figure 1. Output from VisiCalc program shows prices on games from six vendors.

NEC PC-8023A-C Dot Matrix Printer

$489.88 UPS DELIVERED

- 100 cps, bi-directional, logic-seeking
- Hi-Res, dot-addressable graphics: 960 x 144 dots/line
- 4-9½" adjustable tractor & friction feed standard
- 1.3K print buffer, Centronics parallel interface
- Correspondence proportional characters & spacing
- 5 fonts, 8 sizes, Greek/Math font, enhanced & emphasized
- Subscripts, Superscripts & true underlining

Daisywriter 2000

Parallel—$979.88 UPS DELIVERED

- 15.5 cps minimum, bi-directional
- Letter quality 16 fonts, 10, 12, & 12 pitch proportional spacing standard
- 48K data/print buffer included as standard
- Friction feed, 13½" wide, with 10" printable line, handles 3 part forms
- Tractor & Cut Sheet Feeder options available
- Universal interface model with parallel, RS-232C, IEEE488 & current loop — $1099.00

Smith-Corona TP-1

$689.88 UPS DELIVERED

- 130 words per minute (12 cps)
- Parallel or RS-232C interfacing (specify)
- 10 or 12 characters per inch (specify)
- Full letter quality print
- 13" carriage with 10½" print line
- Friction feed handles 4-part forms

USI Pi-3 Amber Monitor

We sell Transmitting Information equipment exclusively. We combine to 24 years the digital with analog screen monitors quality. Another reason why people listen to me at this point. Used by THE BOTTOM LINE computers, the USI & Amber Monitor comes with the standard recommendation.

USI Pi-1, 9" Green	$178.00
USI Pi-2, 12" Green	$178.00
USI Pi-3, 12" Amber	$178.00

IDS Printers

IDS Prism 80 w/Sprint Mode, Dot Plot and Cut Sheet Guide	$999.00
IDS Prism 132 includes all the above plus 4-color graphics	$1099.00

Okidata Printers

Microline 82A	$449.00
Microline 83A	$714.00
Microline 84 (Parallel)	$1099.00
Microline 84 (RS-232C)	$1324.00

NEC Printers

NEC 3510/3530 Spinwriter (Parallel or RS-232C) 35 cps	$1604.00
NEC 7710/7730 Spinwriter (Parallel or RS-232C) 55 cps	$3329.00

Diablo Printers

Diablo 620	$1349.00
Diablo 630	$2264.00
Diablo 630 KSR	$2794.00

Centronics Printers

Centronics 739 (Parallel)	$399.00
Centronics 739 (RS-232C)	$479.00

C.Itoh Printers

C.Itoh Prowriter (Parallel)	$509.00
C.Itoh Prowriter (Parallel & RS-232C) 3K print buffer, 180 cps	$644.00
C.Itoh F-10 Quietwriter (Daisy Wheel) (Parallel or RS-232C) 40cps	$1499.00

INTERFACES & CABLES

Bookmark (RS232Board)	$219.00
Microbuffer (16K) w/Cable	$224.00
Microbuffer (32K) w/Cable	$324.00
Paco w/Cable (Apple)	$139.00
Grappler w/Cable (Apple)	$189.00
Anco Parallel Card w/Cable	$[illegible]
CBM/Pet Interface w/Cable	$119.00
TRS-80 Color Converter w/Cables (RS-232C to Parallel)	$[illegible]
TRS-80 Model I to III Cable	$[illegible]
TRS-80 Color (RS-232C) Cable	$[illegible]
IBM PC Parallel Cable	$59.00
Atari 850 Interface Cable	$[illegible]
Osborne IEEE488 Cable	$39.00
RS-232C Male to Male	$19.00

MODEMS

DC Hayes Smartmodem	$339.00
DC Hayes Micromodem II	$[illegible]
Novation D-Cat	$179.00
Novation Apple Cat (300 baud)	$354.00
Novation Apple Cat (1200 baud)	$649.00
Lynx (TRS-80) Modem	$229.00
Signalman Mark I	$99.00

Andek Monitors

Andek 3000 13"	$314.00
Andek Color 1	$[illegible]
Andek Color 2	$534.00
Andek Color 3	$479.00

BMC Monitors

BMC 12A	$[illegible]

NEC Monitors

NEC PC-8041	$184.00

Zenith Monitors

Zenith ZVM-131 12 inch	$129.00

Orders & Information:
CALL (603)-673-8857
Orders Only: CALL (800)-343-0728

No Hidden Charges
No surcharge for credit cards—No charge for UPS shipping—Stock shipments next day. All equipment shipped factory fresh with manufacturer's warranty—We accept CODs.

HIGH TECHNOLOGY AT AFFORDABLE PRICES

THE BOTTOM LINE

Elm Street, Milford NH 03055-6423

CIRCLE 119 ON READER SERVICE CARD

Comparing Prices, continued...

If you wish to use this method, you should fill in the VisiCalc worksheet with 1000 or 1E9 before entering any other data by simply using the replicate command. This saves having to enter each value individually. A portion of the worksheet with 1E9 filled in is shown in Figure 2.

To make this modified worksheet more readable, I elected to format the real price entries as dollars and cents while leaving the 1E9 alone. This is done by typing /F$ before each dollars-and-cents entry. Typing it in as, say, $1995.00 will not do since VisiCalc will drop the zeroes after the decimal point. This output is shown in Figure 3.

To use these data to make a "shopping list" which shows only the lowest price on each item, one can move the last column, in this case column I, to the position immediately next to the title column using the /M command. (See Figure 4).

Since two of the vendors were on the West Coast and I was on the East Coast, I wanted to modify their prices to reflect an extra $400 per game for shipping. This was done by using a spare column (J) and giving the command +C5+100 in position J5 followed by a /R (replicate) in J6...J109 using relative values. I then replaced the original column with this modified column using the move (/M) and delete column (/DC) commands.

All told, this entire initial comparison shopping procedure took about two hours. To update the list each month (or whenever the occasion arises) takes no more than 15 minutes. The potential savings are hundreds or possibly thousands of dollars, a more-than-satisfactory return on my investment of time and computer resources. □

	Vendor A	Vendor B	Vendor C	Vendor D	Vendor E	Vendor F	Min Price
Alpine Skier	2995	1E9	1E9	1E9	1E9	1E9	2995
Walker	2395	1E9	1E9	1E9	1E9	1E9	2395
Armor Attack	1E9	1450	1E9	1245	1E9	1E9	1245
Asteroids	1995	1995	1995	1E9	1E9	1E9	1995
Asteroids Deluxe	1995	1450	1495	1E9	1E9	1E9	1450
Astro Blaster	1845	1700	1E9	1E9	1E9	1E9	1700
Astro Fighter	1E9	1200	1E9	1E9	1E9	1E9	1200
Astro Invader	1E9	995	1E9	995	1E9	1E9	995
Avalanche	1E9	1E9	1E9	1E9	295	1E9	295
Barrier	1E9	600	1E9	1E9	1E9	1E9	600

Figure 2. Portion of the same price list as in Figure 1 with 1E9 filled in where no price is available. This allows selecting the minimum value in the last column.

	Vendor A	Vendor B	Vendor C	Vendor D	Vendor E	Vendor F	Min Price
Alpine Skier	2995.00	1E9	1E9	1E9	1E9	1E9	2995.00
Walker	2395.00	1E9	1E9	1E9	1E9	1E9	2395.00
Armor Attack	1E9	1450.00	1E9	1245.00	1E9	1E9	1245.00
Asteroids	1995.00	1995.00	1995.00	1E9	1E9	1E9	1995.00
Asteroids Deluxe	1995.00	1450.00	1495.00	1E9	1E9	1E9	1450.00
Astro Blaster	1845.00	1700.00	1E9	1E9	1E9	1E9	1700.00
Astro Fighter	1E9	1200.00	1E9	1E9	1E9	1E9	1200.00
Astro Invader	1E9	995.00	1E9	995.00	1E9	1E9	995.00
Avalanche	1E9	1E9	1E9	1E9	295.00	1E9	295.00
Barrier	600.00	600.00	1E9	1E9	1E9	1E9	600.00

Figure 3. Formatting real prices into dollars and cents makes the list more readable.

	Min Price
Alpine Skier	2995
Walker	2395
Armor Attack	1245
Asteroids	1995
Asteroids Deluxe	1450
Astro Blaster	1700
Astro Fighter	1200
Astro Invader	995
Avalanche	295
Barrier	600

Figure 4. Moving the minimum price column next to the game name makes a convenient shopping list.

Verbatim
flexible disks

Call Free (800) 235-4137 for prices and information. Dealer inquiries invited. C.O.D. and charge cards accepted.

PACIFIC EXCHANGES
100 Foothill Blvd.
San Luis Obispo CA
93401. In Cal. call
(800) 592-5925 or
(805) 543-1037

CIRCLE 300 ON READER SERVICE CARD

COMPUTER WAREHOUSE

CALL TOLL FREE 1-800-528-1054

ATARI

Special 32K 800 System	
400 or 32K Upgrade Pair	
Atari 400/800	Call
Above or 400	Call
800 (16K)	$670
400	Call
810 Disk Drive	$440
825 Printer	$800
850 Interface	$170
410 Recorder	$ 73
830 Modem	$195
16K Memory	$80
32K Memory	$90
80 Column Board	Call

MOUNTAIN HARDWARE

All products	Call

DISK DRIVES

Lobo	
Apple 1st Drive	$405
Apple Disk Drive	$350
Percom	
Atari 5.25 Drives	Call

PRINTERS

C. Itoh	
F-10 – Parallel	Call
F-10 – Serial	Call
8510PS – Series	Call
Prowriter	Call
Transtar 130 (Epson)	$147
Centronics	
CPA-1-S	Call
CPA-1-P	Call
CPA-1-U	Call
Dataproducts	
DS 150	$1300

PRINTERS

Diablo	
630 RO w/Tractor	$2250
630 RO w/o Tractor	$2150
630 KSR w/o Tractor	$2435
Epson	
MX-80	Call
MX-80 F/T	Call
MX-100	Call
Integral Data Systems	
Prism 80	Call
Prism 132	Call
NEC	
PC 8023A	Call
3510	$1695
7710	Call
7720	Call
Okidata	
Microline 82	$320
Microline 82 A	$455
Microline 83 A	$740
Microline 84	Call
Tally	
1625 (Wide)	$1555
1625 (Std)	$1325
Texas Instruments	
810 Basic	Call

MONITORS

Zenith	
12" Green Screen	$115
Amdek	
Video 300	Call
Color I	Call
Color II	Call
Color III	Call
Panasonic	
13" RGB Color	$450

DISKETTS

Elephant	
5.25" 10 Sector (100)	$215
Maxell	
5.25" Dual 10 Sector (100)	$280
8" 10 Sector (100)	$375

MODEMS

Novation	
CAT	$140
D-CAT	$150
Apple Cat II	$340
Apple Cat	$235

COMPUTER WAREHOUSE

2222 E. Indian School Rd.
Phoenix, Arizona 85016
Order Line: 1-800-528-1054
Other Information: 602-954-6109
Store Hours: Mon.-Fri. 10-5 MST
Saturday 9-1 MST

Prices reflect 3% cash discount. Product shipped in factory carton with manufacturer's warranty.

CIRCLE 144 ON READER SERVICE CARD

NEECO

Commodore Computer

VIC 20 Personal Computer	$ [illegible]
VIC 1515 Graphic Printer	$ [illegible]
[illegible]	$ [illegible]
[illegible]	$1,[illegible]
[illegible]	$1,[illegible]
[illegible] Superpet [illegible]	$1,[illegible]
[illegible] Dual Disk Drive	$1,[illegible]
[illegible] Dual Disk Drive	$1,[illegible]
[illegible] Single Disk Drive	$ [illegible]
[illegible] Tape Drive	$ [illegible]
[illegible] Modem	$ [illegible]
[illegible] Datasette	$ [illegible]
[illegible] Cable	$ [illegible]
[illegible] Cable	$ [illegible]

Professional Software/

WordPro 2 Plus	$ [illegible]
WordPro 3 Plus	$ [illegible]
WordPro 4 Plus	$ [illegible]
WordPro 5 Plus for CBM [illegible]	$ [illegible]
The Administrator [illegible]	$ [illegible]
Power Management [illegible]	$ [illegible]
[illegible]	$ [illegible]

Atari

Atari 800 16K	$ [illegible]
Atari 800 16K [illegible] Basic Cartridge	$ [illegible]
Atari 410 Recorder	$ [illegible]
Atari 810 Disk Drive	$ [illegible]
Atari 822 Thermal Printer	$ [illegible]

Qume

[illegible]	$2,[illegible]
[illegible]	$ [illegible]

Amdek Monitors

Video 300	$ [illegible]
Video 300	$ [illegible]
Color I	$ [illegible]
Color II	$ [illegible]

CMD Mupet

ARC 8088 Mupet Controller [illegible]	$ [illegible]
[illegible] Serial Interface	$ [illegible]
Power Interface	$ [illegible]

Epson Printers

MX 70	$ [illegible]
MX 80 w/ Graftrax	$ [illegible]
MX 80 FT	$ [illegible]
MX 100 FT	$ [illegible]
Interface Cards	
RX-80 RS-232 Interface Board	$ [illegible]
RX-80 RS-232 Interface Board w/ 2K Buffer	$ [illegible]
RX-80 RS-232 Interface Board w/ 16K [illegible]	$ [illegible]
RX-80 IEEE Interface Board	$ [illegible]
RX-80 Apple Interface Card	$ [illegible]
RX-80 Apple Interface Cable	$ [illegible]
RX-80 TRS-80 I Adapter	$ [illegible]

Diablo 630 Printer

Diablo 630	$2,[illegible]
Tractor Option	$ [illegible]

NEC Spinwriter Printer

NEC 7710	$ [illegible]
NEC 7715	$ [illegible]
NEC 7720	$ [illegible]
NEC 5510	$2,[illegible]
NEC 5530	$3,[illegible]
Tractor Feed Options are available	

WordPro, POWER & InfoPro are registered trademarks of Professional Software Inc.

[illegible]

NEECO
679 Highland Ave.
Needham, MA 02194

(617) 449-1760
TELEX: 951021

MONEYBACK WAIVER



MASTER CARD · VISA

CIRCLE 166 ON READER SERVICE CARD

The Graph Paper

Part Three: Moving Experience

David Lubar

Last month, we ended with a section on shape tables. This time, we'll put shape tables to use and begin animation. While there is no great secret to animation, almost every programmer has his own approach. And though these varied approaches share many common attributes, there is enough diversity that you can often tell the author of a program just by looking at the graphics. So I'll provide the basics, and you'll probably find your programs quickly moving in whatever direction seems most appropriate to you. First, a look at the two commands used in Applesoft to draw shapes.

Chest of Drawers

To draw something on the screen, you first need a shape table in memory, and the address of the table has to be stored in locations $E8 and $E9, using lo byte, hi byte format. (To get these values from a decimal number, divide the number by 256. The result provides the hi byte while the remainder provides the lo byte. If you don't want to convert the values to hex, just poke them in from Basic.)

If you don't have a shape table handy, go into the monitor and type 6000:01 00 04 00 04 00. Then type E8:00 60. This creates a shape table consisting of a single dot. Not very exciting, but handy for quick tests. Before drawing the shape, some preparation is necessary.

First, of course, you must get into the graphics mode with the HGR command. Also, a color must be specified. The colors for drawing are the same we used for plotting last month.

Two other parameters are needed: scale and rotation. Scale determines the size of the shape, and rotation determines how it will be oriented. When scale is set to 1 (this is done with the command SCALE=1), the shape will be drawn exactly as it was created. With a scale of 2, each vector will be repeated. When scale equals three, each vector will be done three times, and so on.

Rotation is done with ROT=N where N can range from 0 to 63. A rotation of 0 places the shape the way it was created. A value of 16 rotates the shape 90 degrees clockwise. To go 180 degrees, use 32, and to go 270 degrees, use 48. In reverse, every increase of 8 rotates the shape by 45 degrees.

While rotation can be increased by smaller amounts, there are two problems. First, small rotations aren't recognized by shapes with small scales. At a scale of 1, the only available rotations are 0, 16, 32 and 48. At a scale of 2, rotation can be used in steps of eight. At 3, you can go in steps of 4. A scale of 4 allows all even rotations, and any scale from 5 up can use all rotations.

The other problem is that rotations other than in steps of 90 degrees just don't look good. Even 45 degrees will produce a distorted shape. One final word on rotation: if a value greater than 63 is used, it is treated in a MOD 64 fashion (MOD N means take the remainder of a number after division by N, so a rotation of 64 is equal to one of 0, 65 is equal to 1, and so on).

Rotation and scale do not have default values. You can't assume the computer will set them properly, so it is a good idea to do so in your program. To draw the shape as it was created use ROT=0 and SCALE=1. (Note that a scale of 0 is actually the largest available scale, rather than the smallest.)

DRAW uses an X and Y coordinate. DRAW 1 at 10,40 will place the first shape ten dots in and forty down from the upper left corner (location 0,0). The coordinate location actually specifies the place where the first part of the shape will appear.

As was covered last month, a shape table is a series of commands to plot or not plot and then move. The first plot (or non plot) occurs at the given coordinate. From there the points will follow the vectors in the table. It is important to remember this when creating shapes. If you are doing a character set, the letters must all be created with the same starting point, such as the upper right corner.

If the DRAW command is given without coordinates, it starts the shape at the location of the hi-res cursor. This is convenient for linking shapes. For example,

Accounting Plus II™

Plus...

Invoices Plus

G. L. Plus

Labels Plus

CIRCLE 232 ON READER SERVICE CARD

Figure 1.

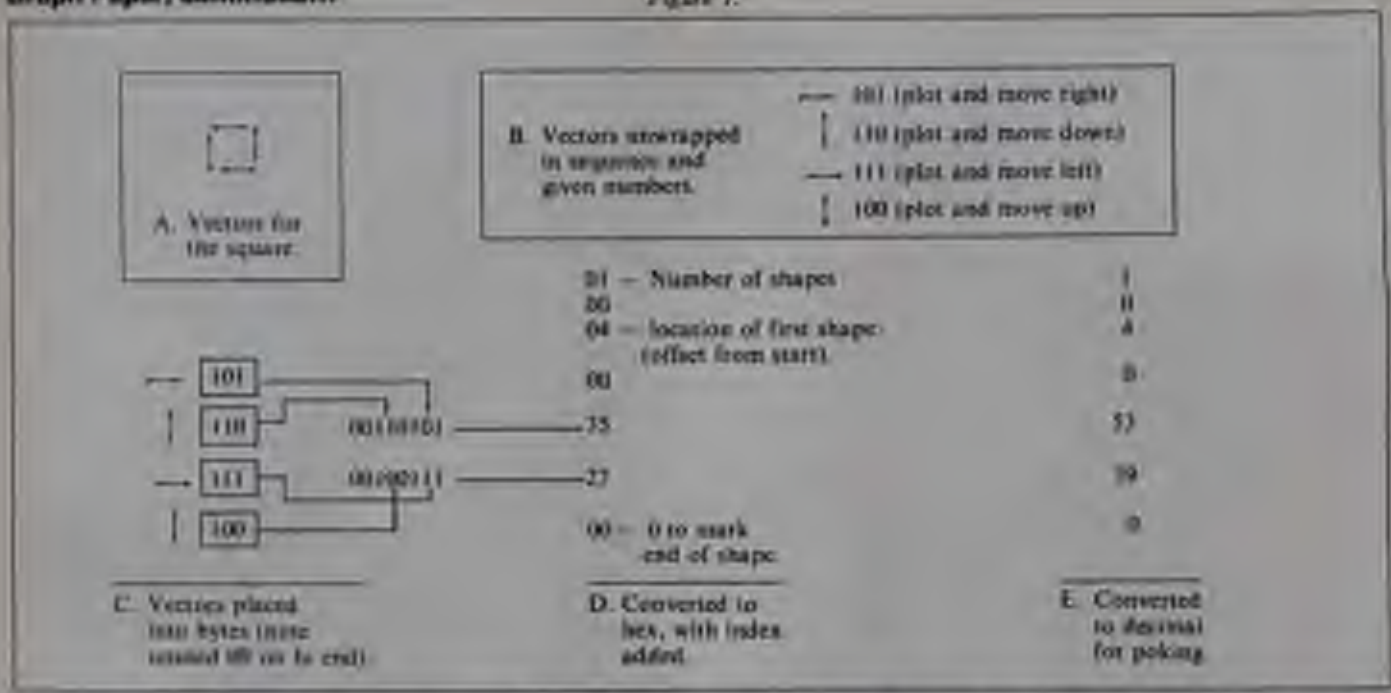

you could draw a spiral on the screen by first creating a small shape that was a straight line, and then giving a series of DRAW commands while changing scale and rotation. The end of each segment would be the starting point for the next. (Actually, the end is determined by the final move after the last plot in the shape definition.) Even when DRAW is used without coordinates, it still requires a shape number.

Besides DRAW, Applesoft offers XDRAW, a rather powerful method of handling multiple images. XDRAW performs an exclusive or of the shape definition against the screen. This logical operation is one of the most powerful available. If both the shape and the screen have a bit set in a certain location, XDRAW will turn off the pixel on the screen. (A set bit is a binary 1. The binary number 00000001 has only the 1s bit set.)

If only the screen or the shape has a bit set, a pixel will be left on by XDRAW. If neither has a bit set, the pixel will be off. The power of this is that once a shape is drawn, it can be erased by repeating the XDRAW.

Take the following example, using a shape of one dot. If the background is black, the XDRAW will plot the shape since the shape has a bit set while the screen doesn't. A second XDRAW at the same location will result in the bit from the shape being exclusive ored with the bit now on the screen, producing a 0 or off pixel. Thus the screen is restored. If the background originally had a bit set, the first XDRAW would turn it off, while the second would restore it. So XDRAW simplifies the process of erasing shapes, and prevents the problem of a shape destroying the background.

The method even works with multiple shapes. Several shapes can be drawn on a background, then removed, leaving the original screen intact. And the order of drawing and removal doesn't matter. But there is a tradeoff. When a shape crosses a background, the portions that were on will turn off. You've probably seen this effect in early Apple games. A solid object crossing a white line suddenly has a black line through it.

XDRAW has the same parameters as DRAW, it can be used with coordinates or linked, and must contain a shape number, but doesn't use HCOLOR since it merely turns bits on or off regardless of their location.

The concept of animation is actually very simple. Place something on the screen, erase it, then place it elsewhere.

Now that we have all the basic requirements for putting an image on the screen, let's get on to actual animation.

Move It, Buddy

The concept of animation is actually very simple. Place something on the screen, erase it, then place it elsewhere. If the new location is not too far from the old, and the process is done quickly, the eye believes it has detected motion. You can produce animation on the text page in this way. For a trivial example, see Listing 1.

Listing 1.

```
10  HOME
30  FOR I = 1 TO 20
35  VTAB I
50  PRINT  "HELLO!!" R"
40  NEXT I
```

To do animation on the hi-res screen, you must perform the same draw, erase, redraw sequence. Actually, it is easier to think of the process in three separate stages. First comes the initial draw which places the object on the screen. Next there is a sequence of erase-redraw, repeated as often as the program requires. Finally, if the shape is to be removed, there is one final erase.

For a simple example, let's make a hi-res object bounce around the screen. Since this is the first animation program of the series, and since it contains some essential concepts, I'll go over it in excruciating detail, recounting the steps I went through writing the program.

First, I needed a shape. A small square seemed appropriate. Being lazy, I decided to make it with only one dot per side and use the scale function to increase its size. So the vectors of the square, starting in the upper left, are plot and move right, plot and move down, plot and move left, then plot and move up.

To make the table, I drew these vectors on a piece of paper, then wrote their numbers next to them. The numbers were put together in pairs, producing the shape information (see Figure 1). An index was added, as explained last month, producing the full table.

The first thing the program does is POKE the table. The table is placed at $6000. Since $1000 is 4096 decimal, I used 6*4096 for the base address. This way, I can look at the program later and know where I put the table without bothering to convert the number back to hex.

Next, the table address is POKED into $E8 and $E9 (note that the decimal value 96 is used for the hex hi byte of 60). With the table in memory, it was time to figure out how to make the shape move.

Motion requires a change of location. The variables DX and DY represent this. The chosen value of 1 means that the X and Y location of the figure will change by 1 each time.

Next, I needed a starting location. The values chosen for X and Y are somewhat arbitrary. I wanted the figure to start out near the center of the screen, but not exactly in the middle. Line 60 sets up the graphics mode, color, rotation and scale.

As mentioned, scale is used here to draw the shape in a bigger size than the original. Line 70 is the first step in the animation cycle. It simply places the object on the screen.

Now comes an important concept. If something is moving, you should know both where it is and where it will be. This requires a second set of variables. PX and PY (the P is for "previous") keep track of the most recently plotted position. This will be used later to erase the shape.

Next, the new location is calculated by adding DX to X and DY to Y. While this produces a change in location, the screen isn't infinite, so a check for boundaries is required. If the X value is too large or too small (in other words, if the shape has hit the edge of the screen), the sign of DX is changed. From here on it will be adding -1 until the next change. The same thing happens for the Y coordinate.

Now it's time to erase the old shape and draw a new one. All the required values have been calculated, allowing the erase and draw to be as close together as possible. This is important for reducing flicker.

Line 120 first erases the old shape. As mentioned, two XDRAWS of the same shape in the same location will remove the shape. It was XDRAWN once at line 70. The XDRAW at 120 will erase it. Following this comes a command to redraw the figure at the new location. The program then loops back to 80 and repeats the process forever.

That, basically, is all there is to animation. While faster and more sophisticated routines are required for doing games, this simple program contains many of the concepts we will be exploring in coming months. I should stress that this program is just a framework. There is much to explore and change. Try using different values for DX and DY. How great a change is possible without getting a jerky motion? Is anything gained by drawing the new shape before erasing the old one? For a bigger challenge, try putting in paddle control of the shape.

If something is moving, you should know both where it is and where it will be.

If you want to use a colored shape, you must make DX an even value such as 2 or 4. Otherwise, the color will change wherever the figure moves. To get more than one color in a shape, create the shape with every second horizontal point set. On different vertical lines, switch the pattern so the other set of dots is on. When this shape is drawn in white, two colors appear.

Listing 2.

```
1  REM  THIS PROGRAM BOUNCES A SH
     APE AROUND THE SCREEN
2  REM  FIRST STEP IS TO POKE THE
     SHAPE TABLE
10 BASE = 6 * 4096
20  FOR I = BASE TO BASE + 6
30  READ A: POKE I,A: NEXT I
40  POKE 232,0: POKE 233,96: REM
     POKE TABLE ADDRESS
50 DX = 1:DY = 1:X = 100:Y = 50
60  HGR : HCOLOR= 3: ROT= 0: SCALE=
     8
70  XDRAW 1 AT X,Y
80 PX = X:PY = Y
90 X = X + DX:Y = Y + DY
100  IF X > 270 OR X < 1 THEN DX =
     - DX
110  IF Y > 154 OR Y < 1 THEN DY =
     - DY
120  XDRAW 1 AT PX,PY: XDRAW 1 AT
     X,Y
130  GOTO 80
200  DATA  1,0,4,0,53,39,0
```

The dots on the even locations have one color, those on odd locations have the other color. By using white 2 (color 7), the other pair of colors will appear on the screen. While the two pairs of colors can't be mixed in a shape, this method does allow for two colors at a time.

One more thing before we continue: if a shape goes past the edge of the screen, it will wrap around and appear on the other side. There is no way to prevent this other than by checking for the edge and using a series of shapes.

While the above program does produce animation, it also produces a fair amount of flicker. There is only one way around this, which brings us to a topic many of you asked about in your letters. As Walter A. Kuhn, this month's winner of *Shape Master*, asks, "Is it possible to use HPLOT and DRAW on the hi-res page which is not being displayed? The answer is, indeed, yes.

You may be wondering why anyone would want to draw on the unseen page. Consider this: Applesoft animation flickers because the shape is *not* always on the screen. The time between erasing and redrawing is just too long, even when the commands are right next to each other. Also, the program is not timed with the scan gun of the television so the shape can be caught in transition. But what if the shape were never erased when it was on the screen? There would be no flicker. And that's what page flipping is all about.

Like many aspects of programming, it is simple once you understand it. The only trick is keeping track of everything, and the computer is fully capable of doing that for you. Where the first program consisted of an erase-redraw cycle, page flipping requires a few extra steps.

Start with a shape on hi-res page 1. Next, draw the shape in a new location on page two, then make page two the visible page. Now erase the old shape on page 1 and

"Through complicated computer-controlled dynamics, our robotheat can induce any number of subtle human movements."

Our prices have reached a new low!

Check 'em out.

16K RAM KITS 13.95

DISKETTES

ALPHA DISKS

VERBATIM DATALIFE

DISKETTE STORAGE

NEC PERSONAL COMPUTERS

ALTOS COMPUTER SYSTEMS

ATARI COMPUTERS

HEWLETT PACKARD

HP CALCULATORS

ACTIVISION ATARI CARTRIDGES

INTEC PERIPHERALS RAM MODULES

HP-41 PERIPHERALS

HP COMPUTERS

PRINTERS

CORVUS

FOR S-100, APPLE OR TRS-80 MOD I, III

APPLE HARDWARE

MONITORS

MOUNTAIN HARDWARE

CALIF. COMPUTER SYSTEMS

S-100 BOARDS

APPLE BOARDS

VISTA COMPUTER CO.

MODEMS

TERMINALS

TRS-80 MOD I HARDWARE

MORROW DESIGNS

FLOPPY DISK SYSTEMS

HARD DISK SYSTEMS

ISOLATORS

BARE DRIVES

TANDON 5¼ INCH

TANDON THINLINE 8 INCH

MICRO PRO

APPLE CP/M*

CP/M*

MICROSOFT

APPLE

CP/M*

APPLE SOFTWARE

CONTINENTAL SOFTWARE

VISICORP

CP/M* SOFTWARE

DIGITAL RESEARCH

SUPERSOFT

TRS-80 GAMES

TRS-80 SOFTWARE

APPLE GAMES

PERSONAL SOFTWARE

BRODERBUND

AUTOMATED SIMULATIONS

MUSE SOFTWARE

ONLINE SYSTEMS

SIRIUS SOFTWARE

EDUWARE

MORE GREAT APPLE GAMES

SUPPLIES

AVERY TABULABLES

FAN FOLD PAPER

Alpha Byte COMPUTER PRODUCTS

To order or for information call (213) 706-0333

Modem order line: (213) 883-8976

We guarantee everything for 30 days. If anything is wrong, return the item and we'll make it right. And, of course, we'll pay the shipping charges.

We accept Visa and Master Card on all orders. COD up to $300.00.

Add $4.00 for standard UPS shipping and handling on orders under 50 lbs. (continental U.S. mainland). U.S. Call for shipping charges over 50 lbs. Foreign, FPO and APO orders, add 15% for shipping. Californians add 6% sales tax.

Prices quoted are for stock on hand and subject to change without notice.

30245 LA BAIA DRIVE, WESTLAKE VILLAGE, CALIFORNIA 91362

SEE READER SERVICE PAGE FOR MORE INFORMATION

MICRO

BUSINESS WORLD INC.

Information Line (213) 896-7753

TOLL FREE MAIL ORDER LINES

(800) 423-[illegible]

MEMOREX DISKETTES 5"

$1.99 ea.

NEL 2.00 — Our Price $7.00

EPSON MX80

$399.00

NEL 445.00 — Our Price 240.00

THE APPLE COMPATIBLE ALTERNATIVE

FRANKLIN STUDENT SYSTEMS

- Franklin Ace 100 system + RAM
- Disk drive with controller card.
- 12" green phs. video monitor.

OUR PRICE $1695.00

NEL STUDENT SYSTEM ACE

$1170.00

Our Price

NEL 2445.00

XEROX 820

WORD PROCESSING SYSTEM (INCLUDES SOFTWARE)

OUR PRICE $2549.00 — Save $446.00

NEL 3495.00

commodore VIC-20

CHAR COMPUTER

OUR PRICE 244.00 — Save 55.00

NEL 299.00

PRINTERS

EPSON — List / Our Price

MICRO PRIME

DIABLO

PAPER TIGER

DAISY WRITER QUALITY

TERMINALS

TELEVIDEO

List / Our Price

DISKETTES SOLD IN BOXES OF 10

(Min. Purchase $100)

List / Our Price

SYKAN — PRICE PER DISKETTE

MAXELL

DRIVES

List / Our Price

EXPANSION BOARD

LIST 199.00 — OUR PRICE 99.00

SOFTWARE FOR APPLE II

List / Our Price

SOFTWARE FOR COMMODORE

List / Our Price

MODEMS

List / Our Price

CALCULATORS

SANYO — List / Our Price

TELE. ANSW. DEVICES

List / Our Price

MONITORS

List / Our Price

LE MONITOR

TV Grade Screens

GAMES MONITORS

ATARI PERSONAL COMPUTERS

List / Our Price

TEXAS INSTRUMENTS

List / Our Price

1 Year Extended WARRANTY

$99.00

INCLUDING

AVENGER SERVICE ELECTION SATISFACTION

MICRO BUSINESS WORLD INC.

Terms: Cash Money Order Check

Answer: MICRO TIMA

Qty. Item Model Description Price Total

Certified Check or M.O. — Allow 2 weeks clearance for personal check

Name When Transmitted

CREDIT CARD #

Exp. Date — Signature

APPLE • BITCO • ATARI • MAXELL • DYSAN • FRISM • CIES • CHARP • CASIO • HP • VERBATIM • MEMOREX • SONIC • DOWNS • PERSONAL SOFTWARE • CIS

CIRCLE 184 ON READER SERVICE CARD

Listing 3.

```
1  REM  ANIMATION USING PAGE FLIP
     FIND
10 BASE = 6 * 4096
20  FOR I = BASE TO BASE + 6
50  READ A: POKE I,A: NEXT I
60  POKE 232,0: POKE 233,96: REM
     POKE TABLE ADDRESS
70 DX = 2:DY = 2:X = 100:Y = 50
80 PAGE(0) = 32:PAGE(1) = 64:FLIP
     = 1:SWITCH = 230:DISPLAY =
     49234
90  HOME : HGR2
100  HGR : HCOLOR= 3: ROT= 0: SCALE=
     8
105  POKE 49234,0: REM  FULL SCREE
     N GRAPHICS
115  XDRAW 1 AT X,Y
120 PX = X:PY = Y
130 X = X + DX:Y = Y + DY
140  IF X > 279 OR X < 1 THEN DX =
     - DX
150  IF Y > 191 OR Y < 1 THEN DY =
     - DY
161  POKE SWITCH,PAGE(FLIP): REM
      SET UP FOR DRAWING ON THE
     UNSEEN PAGE
172  XDRAW 1 AT X,Y
173  POKE DISPLAY = FLIP,0: REM
     DISPLAY THE NEW PAGE
174 FLIP = NOT FLIP: REM  CHANGE
     BETWEEN 0 AND 1
175  POKE SWITCH,PAGE(FLIP): REM
      SET UP TO ERASE ON THE UNSE
     EN PAGE
176  XDRAW 1 AT PX,PY
190  GOTO 80
200  DATA  2,0,4,0,53,29,0
```

draw it in a new location. Display page one again, and so on.

There are only two new concepts here. First, switching visible pages, and second, drawing on the unseen page.

The visible page is controlled by poking 49236 and 49237. The value POKED there doesn't matter. Any value POKED into 49236 will cause page 1 to be displayed. Any value placed in 49237 will make page 2 visible.

The trick to drawing on the unseen page is just as simple. When you give the HGR command, Applesoft places a 32 in location 230. This value is used for indexing and calculating various hi-res functions. When the command HGR is used, a 64 is placed in location 230 (note that 32 is hex 20, 64 is hex 40, and the hi-res pages start at hex locations 2000 and 4000).

If you change the value, Applesoft won't know the difference. It will blithely plot on other hi-res page, no matter which one is displayed. Listing 3 produces a bouncing square using page flipping. Rather than keep track of which page is which, a simple Boolean variable is used. It alternates between 0 and 1, allowing alternating strobes of locations 49236 and 49237. It is also used to index the two values placed in location 230.

There really isn't that much difference between the two programs. The POKE to 49234 is used to produce full screen graphics. Otherwise, the text window will flicker. The POKE to PAGE determines where the shape will be drawn, and the POKE to SWITCH controls which page is displayed. Compare the results of this program to the previous one. It is much cleaner though the image will occasionally "tear" due to being out of phase with the TV. Again, experiment with it and see what happens.

Other Matters

I must thank you again for all the letters. Many of the questions raised will be covered in following articles, including paddle control, sound, collision detection, Applesoft entry points, and advanced machine language animation. If I miss something, or if an explanation isn't clear, please let me know. I'm always willing to backtrack.

Last month, I listed a short program that produced a ladder in the shape of a sine wave and promised to give some animated versions. Since time and space have run out, that will have to wait until next month. Meanwhile, armed with the basics of animation, see what you can do to get that ladder moving. □

APPLE SPEAKS INTELLIGENTLY!

The people who dared to teach Atari to talk are again challenging the microcomputer establishment with the **VOICEBOX** Speech Synthesizer for Apple. This low cost intelligent peripheral can speak thousands of words unassisted, generated directly from its firmware ROM dictionary located on its plug-in card. This means that speech, with variable intonation and speed, can be used in any of your apple programs without ever having to bother loading a disk. And, in case you want to expand your dictionary to include unusual words or words in foreign languages, you can easily define them with our 64 phonemes and store them by the thousands on one of the six special dictionaries provided for on our disk.

In addition your **VOICEBOX** for Apple can be easily coded to sing on key with uniform lengths and you can store (record) your songs on disk, retrieving and modifying versions wherever you want. With the disk system, you'll also enjoy an educational random sentence generator and graphic speech animation! The **VOICEBOX** for Apple will run on 32K Apple II with Applesoft or Apple II Plus systems equipped with sixteen-sector disk drives. **VOICEBOX** for Apple comes with loudspeaker and disk. The Alien Group also makes a less expensive **VOICEBOX** for Apple with all features (including expandable disk dictionary), but excluding firmware ROM and singing capability. Speaker is optional on this unit.

For Atari users, the **VOICEBOX** for 16K and up Atari plugs directly into the serial port. No extra cables are needed and no speaker is needed since the speech comes directly over your TV monitor. This unit has all speech synthesis features except singing and firmware ROM.

AL-3001 **VOICEBOX** for Apple. With firmware ROM, singing capability and speaker $215.00
AL-3501 **VOICEBOX** for Apple. Without firmware ROM, singing capability and speaker $139.00
AL-4001 Speaker for AL-3501 (the AL-3501 will also work with any other speaker) $15.00
AL-5001 **VOICEBOX** for Atari $169.00

All mail orders are on a 10 day moneyback guarantee if you're not completely satisfied. When ordering enclose check or money-order or state VISA or MASTERCARD number. Send mail orders to:

THE ALIEN GROUP
27 West 23rd Street
Dept. CC-2
New York, New York 10010

or telephone orders from 10 AM to 6 PM New York time (212) 924-3546

ALSO AVAILABLE AT LEADING COMPUTER STORES THROUGHOUT THE WORLD

CIRCLE 108 ON READER SERVICE CARD

Logo Ideas

Robert Lawler

Do It Again

A ten-year old girl met the Logo language for the first time. She didn't have any idea of what to do or what could be done. She started to draw with the turtle, making it go forward different amounts and turn various numbers of degrees. Sometimes she didn't like the latest line the turtle put on the screen and wanted to erase it. The turtle *didn't* have an eraser, so she used a clever trick: whenever she liked an addition to her drawing, she would code it into a procedure she wrote as the drawing developed; when she didn't like a change, she would clear the screen and execute the procedure, that way re-creating the drawing as it looked before the latest change. She completed her effort with a drawing that looked a lot like a boat, as you see below:

Boat

25 Boats

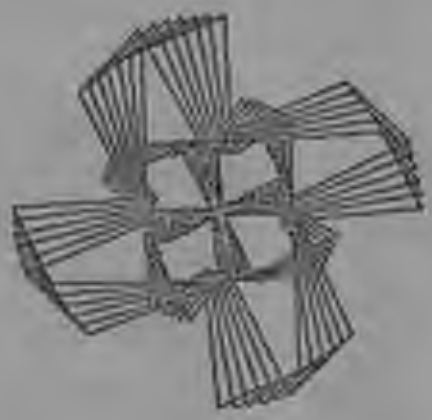

The girl had given Logo a fair chance, worked diligently, had some good ideas, but she was furiously bored. "Is that all the turtle can do?" she asked. For no very good reason, she executed her BOOT procedure again. The second boat drawn over the first was rotated through a large angle. She did it again, and again, and again, becoming caught up in the design that was emerging from repeating her BOOT. Finally, she cleared the screen and executed BOOT 25 times in rapid succession under control of the REPEAT command. She was thrilled with the design about which emerged from her doing it again.

Summary

Repeating a specific list of commands can have interesting results if the executions "add up." The ways to do it again are by re-keying, naming the commands as a procedure and re-keying the name, executing a named procedure under the scope of a repeat command, recursive invocation, and looping.

Robert Lawler, Ctr. Mental Informatique U. Rennes, Hoche, Paris, France

Do Something A Little Different

One of the basic procedures most people work out when starting Logo is a procedure to make a square. If you are willing to stop the turtle with "control G," this procedure will do quite nicely:

```
TO SQUARE
FORWARD 100
RIGHT 90
SQUARE
```

If you want to do something a little different, you might pick out a command operand, such as 100 and turn it into a variable. Doing so would permit you to make squares of any size.

```
TO SQUARE :DISTANCE
FORWARD :DISTANCE
RIGHT 90
SQUARE :DISTANCE
```

If you want to do something a little different, you might consider changing the value of distance in every invocation of SQUARE. You would have a SQUARE MAZE procedure:

```
TO SQUARE MAZE :DISTANCE :CHANGE
FORWARD :DISTANCE
RIGHT 90
SQUARE MAZE (:DISTANCE + :CHANGE)
  :CHANGE
```

If you want to do something a little different, you might look at the operand of the second command in the procedure and turn that 90 into a variable. You would then have what has become known as a POLYSPI procedure (can you find some of the many good numbers for angle?):

```
TO POLYSPI :DISTANCE :ANGLE :CHANGE
FORWARD :DISTANCE
RIGHT :ANGLE
POLYSPI (:DISTANCE + :CHANGE) :ANGLE
  :CHANGE
```

If you want to do something a little different, you might think of applying the change value to the variable ANGLE instead of to DISTANCE. You would then have what has been called the INSPI procedure (be certain to try INSPI 5 0 7):

```
TO INSPI :DISTANCE :ANGLE :CHANGE
FORWARD :DISTANCE
RIGHT :ANGLE
INSPI :DISTANCE (:ANGLE + :CHANGE) :CHANGE
```

If you want to do something a little different, you might ask yourself about symmetrical versions of the POLYSPI and INSPI procedure. Or ask yourself why the procedures generate the attractive designs they make. Or ask if you can apply in other places the idea of isolating some single element of a procedure and changing it to create new things and to understand them. □

Orange County • Sunnyvale
San Diego • Los Angeles
San Fernando Valley • Dallas

Dot Matrix Printers

NEW EPSONS with GRAFTRAX-plus

Epson has improved and upgraded their best selling line of printers to include their new GRAFTRAX plus graphics package. Features now include 8 x 9 matrix bi-directional logic seeking, line loading to 10 CPI, programmable form length and horizontal tabs, skip over perf, italics fonts, international symbols, superscript/subscript, repeat unprinted, double-strike, and double-emphasized print combinations, line drawing graphics, 60 CPS DPI bi-image software select, adjustable right margin, and true back space.

RX-80 with GRAFTRAX-plus 80 column, 80 CPS, adjustable pin feed
PRN-28080 MX-80 w/GRAFTRAX plus — $479.95

MX-80FT with GRAFTRAX-plus same as MX-80 with friction feed added
PRN-29080 MX-80FT w/GRAFTRAX plus — $599.95

MX-100 with GRAFTRAX-plus 132 columns, correspondence quality, up to 15" paper, friction feed & adjustable pin feed, 8 x 9 dot matrix, 80 CPS
PRN-20100 MX 100 w/GRAFTRAX plus — $754.95

PRA-27084	Serial interface	$84.95
PRA-27088	Serial int & 2K buffer	$144.95
PRA-27081	Apple card	$39.95
PRA-27082	Apple cable	$19.95
PRA-27086	IEEE 488 card	$52.95
PRA-27087	TRS-80 cable	$34.95
PRA-27085	GRAFTRAX III	$85.95
PRA-28085	GRAFTRAX plus	$79.95
PRA-27089	Extra print head	$42.95
PRA-27083	80-80 ribbon pack	$13.95
PRA-27101	MX-100 ribbon pack	$5.95

BETTER THAN EPSON ! - Okidata

Microline 82A 80 130 columns, 120 CPS, 9 x 9 dot matrix, friction feed, pin feed, adjustable master feed (optional), handles a gain forms up to 9.5" wide, rear & bottom feed paper tray bin, 100% duty cycle (200,000,000 characters per year), bi-directional logic seeking, **both serial & parallel interfaces included**, front panel switch & program selection of 10 different form lengths, quiet, inexpensive, speed type ribbons, double width & condensed characters, true lower case descenders & graphics
PRM-42082 Friction & pin feed — $495.95

Microline 83A 132/232 column, 120 CPS, handles forms up to 15" wide, adjustable friction pin all the features of the 82A
PRM-42083 with FREE interface — $744.95

Microline 84 132/232 column, 200 CPS, full 96 graphics built in, handles forms up to 15" wide, plus all the features of the 83A
PRM-42084 Centronics parallel — $1149.95
PRM-42085 Serial with 2K buffer — $1289.95

PRA-27081	Apple card	$39.95
PRA-27082	Apple cable	$19.95
PRA-27087	TRS-80 cable	$34.95
PRA-42081	20 kl speed serial card	$199.95
PRA-42082	deluxe graphics module 82A	$79.95
PRA-42083	hi-quality RS232 82A	$79.95
PRA-42089	friction feeder for 82A	$99.95
PRA-42090	7x10 (50cm) pad, 20 #	$9.95

PRINTER PAL - F.M.J. Inc.

Desk top power stand for paper holder

PRA-80000	for 82A-83, FT, Oki 82A, 80 C	$24.95
PRA-80100	for 82A-100, Oki 82A & 84	$26.95

Terminals

VIDEO TERMINALS - Televideo

Inexpensive but featured video terminals

VDT-001210	Televideo 910	$665.00
VDT-001213	Televideo 912	$715.00
VDT-001221	Televideo 920	$845.00
VDT-001225	Televideo 925	$965.00
VDT-001250	Televideo 950	$1095.00

Dual Disk Sub-Systems

Disk Sub-Systems - Jade

Handsome metal cabinet with proportionally balanced airflow system, rugged dual drive power supply, power cable kit, power switch, line cord, fuse holder, cooling fan, drawer rubber feet, all necessary hardware to mount 8" disk drives, power supply, and fan does not include signal cable.

Dual 8" Sub-Assembly Cabinet

EMD-000025	Bare cabinet	$94.95
EMD-000041	Cabinet kit	$225.00
EMD-000021	A & T	$299.95

8" Sub-Systems - Single Sided, Double Density

EMD-000023	Kit w/2 FD100-8Ds	$975.00
EMD-000024	A & T w/2 FD100-8Ds	$1175.00
EMD-000022	Kit w/2 DA-8010N	$995.00
EMD-000034	A & T w/2 DA-8010N	$1195.00

8" Sub-Systems - Double Sided, Double Density

EMD-000026	Kit w/2 DT-8s	$1334.00
EMD-000027	A & T w/2 DT-8s	$1434.00
EMD-000036	Kit w/2 DA-8010Ds	$1374.00
EMD-000037	A & T w/2 DA-8010Ds	$1474.00

Letter Quality Printers

LETTER QUALITY PRINTER - Jade

Uses standard daisy wheels and ribbon cartridges. 36 CPS bi-directional printing, semi automatic paper loader (tractor mount for fan fold), 10, 12, 15 pitch, up to 15" paper, built-in noise suppression cover.
PRD-41001 Centronics parallel — $859.95
PRD-41002 RS-232C serial model — $999.95

STARWRITER F-10 - C. Itoh

New 40 CPS daisy wheel printer with full 13" carriage, uses standard Diablo print wheels and ribbons, both parallel and serial interfaces included
PRD-42010 Starwriter F-10 — $1095.95

80 CPS LETTER QUALITY - Fujitsu

High speed daisy wheel printer with both RS-232C serial & Centronics parallel interfaces, emulates RCA 5510 Diablo 630 Qume, and will interface to the DM Nonpareil Computer. Features include 2 K CPU, 16K buffer (48K optional), bi-directional printing, 8 bend rates up to 10 CPS.
PRD-40100 Fujitsu with 16K — $2895.00
PRD-40200 Fujitsu with 48K — $3195.00
PRA-40000 Adjustable tractor — $199.00

Jade Bus Probe

THE BUS PROBE - Jade

Inexpensive 3-100 Diagnostic Analyzer

So your computer is down. And you don't have an oscilloscope. And you don't have a front panel. You're not alone. Most computers have their peripheral bus keys. But without diagnostic equipment (such as an oscilloscope (expensive), or a front panel (expensive)), it can be very difficult to pinpoint the problem. Even if you have an extender board with a logic probe, you can't see more than one signal at a time. You're stuck, right?

Not anymore. Jade is proud to offer our inexpensive solution to the problems mentioned above. THE BUS PROBE.

Whether you're a hobbyist with a conversation stage or a field technician with an analog computer repair breaking down your back, you'll find THE BUS PROBE speeds your repair time remarkably. Just plug in THE BUS PROBE and you'll be able to see all the IEEE-696 signals in action. THE BUS PROBE allows you to see inputs, outputs, memory reads and writes, instruction fetches, DMA channels, approved interrupts, 8 or 16 bit wide data transfers, plus the three bus supply voltages.

An optional pulse generator can provide repetitive reads, read/writes, or wait states for trouble shooting.

TSX-2000	Basic board	$89.00
TSX-2000K	Kit	$110.00
TSX-2000A	Add T	$160.00

Prices may be slightly higher at our retail locations. Please contact the store in your area for exact pricing.

5¼" Disk Drives

Tandon TM100-1	single sided double density 40 track	
MSM-101001	$240.95 ea.	2 for $219.95 ea
Shugart SA400L	single sided double density 40 track	
MSM-104000	$234.95 ea.	2 for $214.95 ea
Tandon TM100-2	double sided double density 40 track	
MSM-101002	$324.95 ea.	2 for $294.95 ea
Shugart SA450	double sided double density 35 track	
MSM-104500	$369.95 ea.	2 for $329.95 ea
Tandon TM100-3	single sided double density 80 track	
MSM-101003	$324.95 ea.	2 for $294.95 ea
Tandon TM100-4	double sided double density 80 track	
MSM-101004	$449.95 ea.	2 for $419.95 ea
BPI D-21	single sided double density 80 track	
MSM-103100	$334.95 ea.	2 for $304.95 ea
BPI D-22	double sided double density 40 track	
MSM-103200	$364.95 ea.	2 for $334.95 ea
BPI D-31	single sided double density 77 track	
MSM-103300	$355.95 ea.	2 for $325.95 ea
BPI D-32	double sided double density 77 track	
MSM-103400	$459.95 ea.	2 for $429.95 ea

5¼" Cabinets with Power Supply

EMD-000216	Single pak w/power supply	$65.00
EMD-000328	Dual pak w/power supply	$94.00

8" Disk Drives

Shugart SA801R	single sided double density	
MSF-108018	$394.95 ea.	2 for $355.95 ea
Shugart SA810	double sided double density	
MSF-108100	$554.95 ea.	2 for $525.95 ea
Tandon TM848-1	single sided double density	
MSF-108401	$474.95 ea.	2 for $394.95 ea
Tandon TM848-2	double sided double density	
MSF-108402	$574.95 ea.	2 for $545.95 ea
Qume DT-8	double sided double density	
MSF-75000	$524.95 ea.	2 for $495.95 ea
Siemens FDU 100-8	single sided double density	
MSF-001100	$364.95 ea.	2 for $345.95 ea

Software

PLANNER CALC - Target Software

Spread sheet (what if ?) program designed for with the user in mind. Uses standard cursor arrangements and one pass to get the master that powers software supplied for 8" disk for use with CP/M based systems.

SFC-1231000P	8" CP/M version	$45.00
SFC-1231002P	8" Jade	$45.00
SFC-1231005W	5¼" Jade	$49.95

Place Orders Toll Free

Continental U.S. 800-421-5500 — Inside California 800-262-1710

For Technical Inquiries or Customer Service call 213-873-7707

JADE
Computer Products

[illegible] W. Monterey, Montebello, Ca 90640

TERMS of SALE: Cash, checks, credit cards, or Purchase Orders from qualified firms and institutions. Minimum Order $15.00. California residents add 6% tax. Minimum shipping & handling charge $3.00. Pricing & availability subject to change.

CIRCLE 173 ON READER SERVICE CARD

JADE Computer Products

[illegible] Santa Ana 714-549-7108

JADE Computer Products

[illegible] Sunnyvale 408-[illegible]-7980

JADE Computer Products

8344 Convoy Street
San Diego 714-268-4661

PLACE ORDERS TOLL FREE.

Continental U.S. - 800-421-5500
Inside California - 800-262-1710
Los Angeles Area - 213-973-7707

Jade Diskettes

PREMIUM DISKETTES - Jade

[illegible]

8½" Diskettes Box of Ten	
MMD-[illegible]	$26.00
MMD-[illegible]	$29.00
MMD-[illegible]	$29.00
MMD-[illegible]	$31.00
MMD-[illegible]	$31.00
MMD-[illegible]	$31.00
8" Diskettes, Box of Ten	
MMD-[illegible]	$31.00
MMD-[illegible]	$35.00
MMD-[illegible]	$40.00
BARGAIN DISKETTES	
MMD-[illegible]	$19.95
MMD-[illegible]	$22.95
MMD-[illegible]	$21.95
MMD-[illegible]	$22.95
MMD-[illegible]	$25.95

Video Monitors

9" AMBER or GREEN - Jade

[illegible]

VDM-[illegible]	$149.95
VDM-[illegible]	$135.95

HI-RES 12" GREEN - Zenith

[illegible]

TGM-[illegible]	$159.95

12" GREEN SCREEN - NEC

[illegible]

VDM-[illegible]	$199.95

12" COLOR MONITOR - NEC

[illegible]

VDC-[illegible]	$399.95
NEC-[illegible]	$995.95

COLOR MONITORS - Amdek

[illegible]

VDC-[illegible]	$279.95
VDC-[illegible]	$494.95
VDV-[illegible]	$199.95

COLOR TELEVISION - Behrat

[illegible]

VDC-[illegible]	$279.95
VDC-[illegible]	$299.95

EPROM Erasers

ULTRA-VIOLET EPROM ERASERS

[illegible]

EME-[illegible]	$69.95
EME-[illegible]	$94.95
EME-[illegible]	$39.95

Power Strips

ISOBAR - ISC

[illegible]

EME-[illegible]	$39.95
EME-[illegible]	$49.95
EME-[illegible]	$54.95
EME-[illegible]	$74.95

Single User System

THREE BOARD SET - SD Systems

[illegible]

Board set with 64K of RAM	$1499.00
Board set with 256K of RAM	$1995.00

Apple II Accessories

16K RAM CARD - for Apple II

[illegible]

MEX-16708A	$74.95

Z-80 SOFTCARD - MicroSoft

[illegible]

EPX-[illegible]	$295.95

8" DISK CONTROLLER - Vista

[illegible]

VDO-[illegible]	$499.95

2 MEGABYTES for Apple II

[illegible]

1 Megabyte Package	$1195.95
1 Megabyte Package	$1695.95
2 Megabyte Package	$1795.95
2 Megabyte Package	$1995.95

A2 DISK DRIVE - Micro Sci

[illegible]

MSM-[illegible]	$375.95
MSM-[illegible]	$454.95

VISION 80 - Vista Computer

[illegible]

VDV-[illegible]	$295.95

CPS MULTICARD - Min. Computer

[illegible]

VIN-[illegible]	$179.95

APPLE-CAT - Novation

[illegible]

IDM-[illegible]	$329.95

JOYSTICK - T G Products

[illegible]

STA-[illegible]	$49.95

Modems

SIGNALMAN - Anchor

[illegible]

VIM-[illegible]	$96.95

SMARTMODEM - Hayes

[illegible]

MAM-[illegible]	$249.95
SPK-[illegible]	$219.95
VIM-[illegible]	$329.95
SPM-[illegible]	$395.95

Single Board Computer

SUPERQUAD - Adv. Micro Digital

[illegible]

CPC-[illegible]	$794.95
ICS-[illegible]	$29.95

Z-80 STARTER KIT - SD Systems

[illegible]

CPS-[illegible]	$299.95
CPS-[illegible]	455.95

AIM-65 - Rockwell International

[illegible]

CPK-[illegible]	$424.95
CPK-[illegible]	$474.95
SPK-[illegible]	$84.95
SPK-[illegible]	$42.95
SPK-[illegible]	$84.95
SPK-[illegible]	$84.95
SPK-[illegible]	$84.95
PSY-[illegible]	$84.95
ENK-[illegible]	$84.95
Special Package Price	$[illegible]

S-100 EPROM Boards

PB-1 - SSM Microcomputer

[illegible]

MEM-[illegible]	$154.95
MEM-[illegible]	$275.95

PROM-100 - SD Systems

[illegible]

MEM-[illegible]	$189.95
MEM-[illegible]	$245.95

EPROM BOARD - Jade

[illegible]

MEM-[illegible]	$79.95
MEM-[illegible]	$119.95

S-100 Video Boards

SPECTRUM COLOR - CompuPro

[illegible]

IOV-[illegible]	$345.95
IOV-[illegible]	$395.95

MICROANGELO - Scion

[illegible]

IOV-[illegible]	$229.95

S-100 MotherBoards

ISO-BUS - Jade

[illegible]

5 Slot (8½" x 8½")	
MBS-[illegible]	$15.95
MBS-[illegible]	$39.95
MBS-[illegible]	$39.95
12 Slot (8½" x 8½")	
MBS-[illegible]	$29.95
MBS-[illegible]	$69.95
MBS-[illegible]	$89.95
18 Slot (14½" x 8½")	
MBS-[illegible]	$49.95
MBS-[illegible]	$89.95
MBS-[illegible]	$119.95

ACTIVE TERMINATOR - CompuPro

[illegible]

TSI-[illegible]	$59.95

Prices may be slightly higher at our retail locations. Please call the store nearest you for local price and availability.

JADE Computer Products
13440 South Hawthorne Blvd
Hawthorne 213/676-7208

JADE Computer Products
21609 Ventura Blvd
Woodland Hills 213-716-8120

JADE Computer Products
4800 Belfast Road
Dallas 214-458-2782

PLACE ORDERS TOLL FREE.

Continental U.S. - 800-421-5500
Inside California - 800-262-1710
Los Angeles Area - 213-973-7707

S-100 CPU Boards

8085/8085 - CompuPro
Alum A & 16 bit CPUs available 8 bit S-100 bus cards & Mini Accessor 16 Megabyte of memory.

CPU-3010A 6 MHz A & T	$268.95
CPU-3010C 6 MHz CSC	$277.95

8086/8087 - CompuPro
16 bit 8 or 10 MHz 8086 CPU with provisions for 8087 & 8/10 CSC

CPU-1002A 8 MHz 8086 A & T	$624.95
CPU-1002C 8 MHz 8086 CSC	$794.95
CPU-1003A with 8087 A & T	$1224.95
CPU-1003C with 8087 CSC	$1425.95

CPU-Z - CompuPro
8 MHz Z80A CPU 24 bit addressing

CPU-3000A 2.4 MHz A & T	$275.95
CPU-3000C 3.9 MHz CSC	$374.95

SBC-200 - SD Systems
4 MHz Z-80A CPU with serial & parallel I/O, 16 RAM, 8K ROM space, monitor PROM included

CPC-3020A A & T	$395.95

THE BIG Z - Jade
2 or 4 MHz switchable Z-80 CPU board with serial I/O, accommodates 2708, 2716, or 2732 EPROM, baud rates from 75 to 9600

CPU-3020B Bare board w/ manual	$35.00
CPU-3020K Kit with manual	$139.00
CPU-3020A A & T with manual	$196.95

CB-2 - SSM Microcomputer
2 or 4 MHz Z-80 CPU board with provision for up to 8K of ROM or 4K of RAM on board, extended addressing, IEEE S-100, front panel compatible

CPU-3000K Kit with manual	$229.95
CPU-3000A A & T with manual	$274.95

2810 Z-80 CPU - C.C.S.
2 or 4 MHz Z-80 CPU with serial I/O port & on-board monitor PROM, front panel compatible

CPU-2040A A & T with PROM	$395.95

2820 Z-80 DMA CPU - C.C.S.
4 MHz Z-80 CPU board with 2 serial I/O ports & Centronics parallel I/O port, bidirectional data & status ports, DMA daisy chain compatible

CPU-3040A A & T with manual	$349.95

S-100 Disk Controllers

DISK 1 - CompuPro
8" or 5¼" DMA disk controller, single or double density, single or double sided, 10 MHz

IOD-1010A A & T	$445.95
IOD-1010C CSC	$554.95
SFC-[illegible] 8" CP/M 2.2 for Z-80	$174.95
SFC-[illegible] 8" CP/M 2.2 for 8086	$299.95
SFC-[illegible] Cross single user	$495.95
SFC-[illegible] Cross multi-user	$845.95

DOUBLE D - Jade
High reliability double density disk controller with on-board Z-80A, auxiliary printer port, IEEE 16 bit, user function or multi-user interrupt driven disk

IOD-[illegible] Bare board & failed mod	$[illegible]
IOD-1200K Kit w/ failed & other mod	$[illegible]
IOD-1200A A & T w/ failed & other mod	$[illegible]
SFC-[illegible] CP/M 2.2 with Double D	$[illegible]

VERSAFLOPPY II - SD Systems
Cross density disk controller for any combination of 5¼" and 8" single or double sided, using phase-locked loop data separator, patented triangle, CP/M 2.2 & Cross compatible, control diagnostic software PROM included

IOD-1100A A & T with PROM	$[illegible]
SFC-[illegible] CP/M 2.2 with 5¼"	$[illegible]

2242 DISK CONTROLLER - C.C.S.
5¼" or 8" double density disk controller with on-board boot loader ROM, free CP/M 2.2 & manual set

IOD-1300A A & T with CP/M 2.2	$[illegible]

S-100 Memory Boards

256K RAMDISK - SD Systems
Expandoram II expandable from 64K to 256K using 64K x 1 RAM chips. Functions as ultra high speed disk drive when used with Advanced RAMDISK software. Compatible with CP/M, MP/M, OASIS, Cromemco & most other Z-80 based systems

MEM-[illegible] A & T	$[illegible]
MEM-[illegible] 128K A & T	$[illegible]
MEM-[illegible] 192K A & T	$[illegible]
MEM-[illegible] 256K A & T	$1734.95
SFC-[illegible] RAMDISK User CP/M 2.2	$[illegible]

128K RAM 21 - CompuPro
128K x 8 bit to 64K x 16 bit power RAM board, 12 MHz, 24 bit addressing

MEM-1281A A & T	$1595.95
MEM-1281C CSC	$1794.95

64K EXPANDORAM II - SD Systems
Expandable RAM board from 16K to 64K using 4116 RAM chips

MEM-[illegible] A & T	$[illegible]
MEM-[illegible] A & T	$[illegible]
MEM-[illegible] A & T	$[illegible]
MEM-[illegible] A & T	$[illegible]

64K RAM 17 - CompuPro
S100 CMOS static RAM board, 12 MHz, low power, fast, ultra 5 watts, DMA compatible, 24 bit addressing

MEM-6518A A & T	$[illegible]
MEM-6518C CSC	$[illegible]

64K RAM 18 - CompuPro
64K x 16 bit or 64K x 8 bit free power RAM board, 12 MHz, 24 bit addressing

MEM-2018A RAM 16 A & T	$[illegible]
MEM-2018C RAM 16 CSC	$[illegible]

64K STATIC RAM - SSM
IEEE 696/S-100 compatible up to 64K on 8 bit, 12 MHz, 16 bit, 24 bit extended addressing, double sided, in 24 K increments

MEM-6430A A & T	$749.95

64K STATIC RAM - Mem Merchant
64K static S-100 RAM card, 4 to 16K based up to 4 MHz

MEM-6400A 64K A & T	$[illegible]

2065 64K RAM - C.C.S.
2 MHz board plus/plus byte-oriented, extended addressing, 16K bank selectable, front panel compatible

MEM-6465A 64K A & T	$[illegible]

2066 64K RAM - C.C.S.
64K RAM board with bank and block select switching functions for Cromemco Cromix & Alpha Micro

MEM-6466A 64K A & T	$[illegible]

MEMORY BANK - Jade
2 MHz S-100 bank selectable expandable to 64K

MEM-[illegible] Bare board w/ manual	$[illegible]
MEM-[illegible] Kit with no RAM	$[illegible]
MEM-[illegible] 32K kit	$[illegible]
MEM-[illegible] 64K kit	$[illegible]
Assembled & Tested	add $50.00

32K RAM 20 - CompuPro
32K static RAM board, 12 MHz, double side in 64 bank block select or 24 bit addressing

MEM-1610A 16K A & T	$[illegible]
MEM-1610C 16K CSC	$[illegible]
MEM-2410A 24K A & T	$[illegible]
MEM-2410C 24K CSC	$[illegible]
MEM-3210A 32K A & T	$[illegible]
MEM-3210C 32K CSC	$[illegible]

16K STATIC RAM - Mem Merchant
16K static power static RAM board, IEEE S-100, bank selectable, addressable in 4K blocks, double side in 16K segments, extended addressing

MEM-1601A 16K A & T	$[illegible]

S-100 I/O Boards

SYSTEM SUPPORT 1 - CompuPro
Real time clock, three M Sys internal timers, dual interrupt controller(s), up to 4K EPROM/RAM, RS-232C serial channel, provision for 8116/8117 baud chip

IOX-1000A 551 A & T	$[illegible]
IOX-1000C 551 CSC	$[illegible]
IOX-1005A with 8251 A & T	$[illegible]
IOX-1005C with 8251 CSC	$[illegible]
IOX-1006A with 8116 A & T	$[illegible]
IOX-1006C with 8116 CSC	$[illegible]

INTERFACER 1 - CompuPro
2 serial I/O ports 50-19.2K baud

IOX-1010A A & T	$[illegible]
IOX-1010C CSC	$[illegible]

INTERFACER 2 - CompuPro
2 parallel, 1 serial, 8 interrupt lines

IOX-1020A A & T	$[illegible]
IOX-1020C CSC	$[illegible]

INTERFACER 3 - CompuPro
3 or 6 channel serial I/O board for interrupt driven multi-user systems up to 2500 baud

IOX-1030A 3 port A & T	$[illegible]
IOX-1030C 3 port CSC	$[illegible]
IOX-1036A 6 port A & T	$[illegible]
IOX-1036C 6 port CSC	$[illegible]

INTERFACER 4 - CompuPro
2 serial, 1 parallel, 7 interrupts parallel

IOX-1040A A & T	$[illegible]
IOX-1040C CSC	$[illegible]

MPX - CompuPro
Multi-user I/O multiplexer & interrupt controller with on board 8085A-2 CPU & 4K or 16K of RAM

IOX-1070A 4K MPX A & T	$[illegible]
IOX-1070C 4K MPX CSC	$[illegible]
IOX-1080A 16K MPX A & T	$[illegible]
IOX-1080C 16K MPX CSC	$[illegible]

I/O-4 - SSM Microcomputer
2 serial I/O port plus 2 parallel I/O ports

IOX-1010B Bare board w/ manual	$35.00
IOX-1010K Kit with manual	$175.95
IOX-1010A A & T with manual	$245.95

I/O-9 - SSM Microcomputer
Two serial & 2 parallel I/O ports, 110-19.2K baud

IOX-1015A A & T	$[illegible]

I/O-8 - SSM Microcomputer
Eight software programmable serial I/O ports, 110-19.2K baud, ideal for multi-user systems

IOX-1016A A & T	$[illegible]

MPC-4 - SD Systems
Intelligent 4 port serial I/O board on-board Z-80A, via dual 4K EPROM/RAM, fully buffered, sectored interrupts, free CP/C software, add to SD Board set for powerful multi-user system

IOX-1020A A & T w/ software	$[illegible]

2715 2 SER & 2 PAR - C.C.S.
Two RS 232C serial I/O ports plus two 8 bit parallel I/O ports

IOX-1005A A & T with manual	$[illegible]

2710 4 PORT SERIAL - C.C.S.
Four RS 232C serial I/O ports with full handshaking

IOX-1000A A & T with manual	$[illegible]

2830 8 PORT SERIAL - C.C.S.
Six asynchronous RS 232C serial I/O ports with programmable baud rate

IOX-1040A A & T with manual	$[illegible]

Prices are for slightly higher at our retail facilities. Please call the store nearest you for local price and availability.
CIRCLE 173 ON READER SERVICE CARD

International Computer Problem Solving Contest II

Donald T. Piele

Approximately 3000 students at 400 contest sites located in 44 states and 16 foreign countries participated in the Second Annual International Computer Problem Solving Contest sponsored by The University of Wisconsin—Parkside. The contest was held on Saturday, April 17, 1982. The number of teams competing at each site ranged in size from a single team made up of the only kid in town who owned an Apple II—to the entire southeastern portion of the state of Wisconsin, where 50 teams descended upon the University of Wisconsin—Parkside carrying their micros with them. Placed into three divisions (Elementary (grades 4-6), Junior (7-9), and Senior (10-12)), teams of up to three students each plugged in their machines and prepared for the programming challenge: solve five problems within two hours.

When the smoke had cleared and the last sample run had come reeling off the faithful Paper Tiger, students and machines rested while the local judges went to work. Local winners were announced and, depending upon the organization of the local contest, prizes awarded.

If a team correctly solved four or five of the problems, the contest director sent us their work. If not, the director simply reported the results, encouraged his teams to finish the problems, and often remarked in a note to us "look out for us next year!"

Team Effort

Many local contest directors were surprised at the enthusiasm displayed by students for this competition—independent of individual performances. Teams who managed to solve only one problem came away determined to finish the remaining problems and improve their score next year.

Local teachers and contest directors often wrote to request more problems to give to their eager teams. Cooperation between students working on the problems together helped establish the value of the team effort.

Your Turn

Following is a copy of the 1982 International Computer Problem Solving Contest. If you are a student (or just an interested reader) and want to compare your computer programming ability with those who entered the contest this year, here is your chance. Before looking at the problems, read the rules of the contest, get yourself one or two partners, set aside a two-hour time period, read the problems, and go to work.

If you are a teacher, you can structure a session for the students in your classes who might enjoy a programming challenge. The solutions written by the winning teams will appear in this column next month. The results of the contest will be provided so that you can compare your performance with the very best in the country. Happy programming.

More Problems

If these aren't enough for you, there are many more problems available to challenge your creative computing skills. Problem sets from previous contests have appeared in *Creative Computing* (Sept. 1979, pp. 152-153; Feb. 1981, pp. 86-92; and Oct. 1981, pp. 140-145). □

Donald T. Piele, The University of Wisconsin—Parkside, Kenosha, WI 53141.

How can you turn your Apple into

A schoolteacher?

An accountant?

A game opponent?

A security guard?

A secretary?

Let The Creative Apple show you how—for only $15.95!

Your Apple computer is one of the most versatile instruments ever invented ... if you know its potential and how to tap it. Now there's a new book that brings you the most useful, most innovative applications for your computer—and tells you how to run them on your Apple!

The book is *The Creative Apple* from *Creative Computing*. In ten chapters and hundreds of pages, *The Creative Apple* gives you the important Apple-oriented articles from the past several years of *Creative Computing*, along with vital updates.

You'll discover how to use your Apple for graphics, including animation, kaleidoscope effects, hi-resolution text, the Apple Picture Painter, the Apple Graphics Tablet, and integrating CAI and videotape.

You'll learn how to play music on your computer (and you'll appreciate the reviews of synthesizer peripherals) ... how to use computers in the classroom for teaching (as well as for computerizing your gradebook) ... using the Apple Writer software ... understanding word processing by computer ... solving the lower case mysteries ... three programs for investors: VisiCalc ... computer-generated forms: VisiPlot, VisiTrend and other software for business uses.

The Creative Apple includes software reviews of games, business programs—even a flight simulator program ... hardware reviews of peripherals for your Apple ... 14 ready-to-run game programs ... tips and tricks for easier programming (including how to backup of data every) ...

You'll also find three years' worth of the popular "Applecart" column from *Creative Computing*, a guide to data banks, instructions on using your Apple for a time-sharing terminal, as a home appliance controller (and burglar alarm), and scores of programming tips.

The Creative Apple is an important reference. If you own an Apple computer, it's vital that you read it. You'll be amazed at how much time, trouble and money *The Creative Apple* will save you.

To get your copy of this great new book, just complete and return the coupon below!

creative computing Dept. C012, 39 East Hanover Avenue
Morris Plains, NJ 07950

YES! Please send me *The Creative Apple* for $15.95 plus $2 postage and handling. (Outside U.S.A. add $3 for airmail shipping.)

☐ Payment enclosed $_____ (NJ residents add 5% sales tax.)

☐ Charge my: ☐ American Express ☐ Visa ☐ MasterCard

Purchase orders under $30 not accepted.

Card No. _____ Exp. Date _____

Signature _____

Mr./Mrs./Ms. _____
(please print full name)

Address _____ Apt. _____

City/State/Zip _____

CHARGE ORDERS—For your convenience, call **TOLL FREE 800-631-8112.**
(In NJ only, 201-840-0441.)

Apple is a registered trademark of Apple Computer Inc.

THE UNIVERSITY OF WISCONSIN-PARKSIDE

SECOND ANNUAL

INTERNATIONAL COMPUTER PROBLEM SOLVING CONTEST

April 17, 1982

RULES

Divisions:	Senior	SR:	Grades 10-12	(age ≥ 13)
	Junior	JR:	Grades 7-9	(age ≥ 13)
	Elementary	EL:	Grades 4-6	(age ≥ 12)

All students should be classified by grade or grade equivalent. The ages are listed to help assist schools outside North America establish equivalents.

Team Size: A team consists of one, two, or three students.

Computer System: Any computer system or computer language may be used; however, each team may use only one input device (keyboard/terminal). A printer must be available for listing the programs and the sample runs.

Time Limits: Each team has exactly two hours to write five programs and save them to disk or tape. After the two hour period, each team is allowed time to list their programs and sample runs to the printer. No changes in any program are allowed at this time except those changes in the PRINT or INPUT statements that may be necessary to get a hard copy. Fifteen minutes should be plenty of time for this job.

Grading Procedure: It is the responsibility of each local director to arrange for grading of the local contest. Sample solutions will be provided. Each program may be awarded 20 points. These points are broken down as follows:

1. Fifteen points for each program that runs correctly. No partial credit is possible here.
2. If it runs correctly, then 1 to 5 additional points may be given for design and ease of reading. No points are given if the program does not run correctly.

General: No outside help is allowed during the contest, including books, programs, or students not on the team. However, questions concerning the operation of the computer system or terminals, may be answered by those conducting the contest. Any language reference book or pocket guide of commands and statements is also allowed. Time may be taken before the contest to familiarize the contestants with the computer system. Standard programming languages inherent to the processor of the computer should be used.

SCORE CARD

INSTRUCTIONS: Each team should fill out the first two lines of this score card and staple it to each program and sample run that they want to be graded. Use a separate card for each problem.

Division: (Circle one) EL JR SR Problem No.: _____

Team Name: _____

School: _____

Member Names: _____

(For grader's use only)

Program runs correctly: _____ (15 Points)

Program is well designed: _____ (5 Points)

_____ Total Points

GRADER: _____

CUT

MASTER SCORE CARD

Instructions: Attach this card to the set of problems from a single team.

Contest Director: _____

Team Name: _____

School: _____

Team Members: _____

Problem Number	Points Awarded
1	
2	
3	
4	
5	

Final Score _____

Number of problems solved _____

Contest, continued...

September 1982 • Creative Computing

ADD POWER TO YOUR COMMODORE COMPUTER

$89.95

POWER produces a dramatic improvement in the ease of editing BASIC on Commodore's computers. POWER is a programmer's utility package (in a 4K ROM) that contains a series of new commands and utilities which are added to the Screen Editor and the BASIC Interpreter. Designed for the CBM BASIC user, POWER contains special editing, programming, and software debugging tools not found in any other microcomputer BASIC. POWER is easy to use and is sold complete with a full operator's manual written by Jim Butterfield.

POWER's special keyboard 'instant action' features and additional commands make up for, and go beyond the limitations of CBM BASIC. The added features include auto line numbering, tracing, single stepping through programs, line renumbering, and definition of keys as BASIC keywords. POWER even includes new "stick-on" keycap labels. The cursor movement keys are enhanced by the addition of auto-repeat and text searching functions are added to help ease program modification. Cursor UP and cursor DOWN produce previous and next lines of source code. COMPLETE BASIC program listings in memory can be displayed on the screen and scrolled in either direction. POWER is a must for every serious CBM user.

Call us today, for the name of the Professional Software dealer nearest you.

Professional Software Inc.
186 Crescent Road
Needham, MA 02194
Tel: (617) 444-5224 Telex #951579

CIRCLE 309 ON READER SERVICE CARD

THE UNIVERSITY OF WISCONSIN-PARKSIDE

SECOND ANNUAL

INTERNATIONAL COMPUTER PROBLEM SOLVING CONTEST

April 17, 1982

ELEMENTARY DIVISION

1. LETTER HOME

You are away at summer camp and you have run out of money. You plan to write a letter home to ask for more. Everyone else at camp is in the same situation. Since you are learning how to program a computer, you decide to write a program that will generate a letter that anyone in your situation can use.

The contents of the letter is up to you but it must include certain pieces of information that are supplied by the user of the program. This information is underlined in the following sample letter which you may use.

DEAR MOM AND DAD,

THE $15.00 YOU GAVE ME FOR SPENDING MONEY AT CAMP IS GONE. I SPENT MOST OF IT ON SNACKS. DO YOU THINK YOU COULD SEND AN EXTRA $5.00? THINKING OF YOU OFTEN.

LOVE, KAREN

Write the program that asks for all the underlined information and prints out a letter home. It is not important that your letter look exactly like this one, but it must contain the same information.

2. SECOND THOUGHTS

Write a program that will compute how long a person sleeps at night in seconds. Assume that the person goes to bed between noon and midnight and gets up between midnight and noon. The computer should ask you to enter the time when you go to bed and the time when you wake up. Hours, minutes, and seconds as follows:

WHAT TIME DID YOU GO TO BED? (hours, minutes, seconds)
WHAT TIME DID YOU GET UP? (hours, minutes, seconds)

and then computes:

YOU SLEPT FOR XXXXX SECONDS.

Run your program twice: with a bed time of 10,45,32 (hours) and a wake up time of 7,34,47 (h,m,s); and then with a bed time of 2,59,05 and a wake up time of 12,01,15.

3. STAR TRACKS

Write a program that will produce the following design.

```
*
* *
* * *
* * * *
* * * * *
```

The catch is that you must do it using only one * in the program.

4. EGG TOSS

You and your partner decide to enter an egg toss contest. You toss an egg back and forth trying to keep it from breaking. On each toss, the chance that the egg breaks is .2 (20% or 2 out of 10). If you make 6 good tosses before the egg breaks, then you win.

Write a program that simulates the egg toss contest. Run the program until you get a win. Print out wins and losses as follows:

(XXX) (XXX) (XXX) SPLAT!

(XXX) (XXX) (XXX) (XXX) (XXX) (XXX) YOU WIN!

5. WORDS WORTH

The value of a letter in the alphabet (A...Z) is defined as the position of that letter in the alphabet. Thus A=1, B=2, C=3 and so on until finally Z=26. The worth of a word is defined as the sum of the value of each letter in that word. For example, the worth of the word CAB is 6.

IF YOU'RE WAITING FOR THE PRICE OF WORD PROCESSORS TO FALL WITHIN REASON,

Everyone expected it would happen sooner or later...with WordPro PLUS it already has! Now all the marvelous benefits of expensive and advanced word processing systems are available on Commodore computers, America's largest selling computer line. WordPro PLUS, when combined with the new 80 column CBM 8032, creates a word processing system comparable to virtually any other top quality word processor available—but at savings of thousands of dollars!

New, low cost computer technology is now available at a fraction of what you would expect to pay. This technology allowed Commodore to introduce the new and revolutionary CBM 8032 Computer.

WordPro PLUS turns this new CBM 8032 Computer into a sophisticated, time saving word processing tool. With WordPro PLUS, documents are displayed on the computer's screen. Editing and last minute revisions are simple and easy. No more lengthy re-typing sessions. Letters and documents are easily re-called from memory storage for editing or printing with final drafts printed perfectly at over five hundred words per minute!

Our nationwide team of professional dealers will show you how your office will benefit by using WordPro PLUS. At a price far less than you realize.

Invest in your office's future...
Invest in WordPro PLUS
Call us today for the name of the WordPro PLUS dealer nearest you.

Professional Software Inc.
166 Crescent Road
Needham, MA 02194
(617) 444-5224
TELEX: 95 1579

CIRCLE 210 ON READER SERVICE CARD

CIRCLE 157 ON READER SERVICE CARD

Type in the following program and run it.

```
10   INPUT "ENTER A WORD"; W$
15   PRINT
20   FOR I=1 TO LEN(W$)
30   L$ = MID$(W$,I,1)
40   L  = ASC(L$) - 64
50   PRINT L$,
60   IF L<10 THEN PRINT " ";
70   PRINT L
80   NEXT I
```

Add a few statements to this program to compute the worth of any word and output this number by printing the additional line,

THE WORTH OF THE WORD _____ IS _____

Test your program with the words PRICELESS and WORTHLESS.

THE UNIVERSITY OF WISCONSIN-PARKSIDE

SECOND ANNUAL

INTERNATIONAL COMPUTER PROBLEM SOLVING CONTEST

April 17, 1982

JUNIOR DIVISION

1. TRIANGULAR DESIGN

The triangle listed below is generated by following a certain algorithm. Your job is to discover this algorithm and use it to write a program which will generate similar triangles for any number of rows <10.

```
        1
       232
      34543
     4567654
    567898765
   67890109876
  7890123210987
```

Test your program for rows 8=T, and 14.

2. FRACTION SORT

A fraction is the quotient of two integers N/M. A pair of integers Z,S can be used to represent the fraction Z/S. Suppose the sequence of fractions 1/2, 3/4, 1/3, 23/28, 2/9 appear as indexed pairs in data statements.

```
DATA  1,2
DATA  3,4
DATA  1,3
DATA  23,28
DATA  2,9
DATA  0,0
```

where 0/0 indicates the end of the list.

QUALITY SOFTWARE FOR TRS-80 COLOR AND OSI

BASIC THAT ZOOOMS!!
AT LAST AN AFFORDABLE COMPILER FOR OSI AND TRS-80 COLOR MACHINES!! The compiler allows you to write your programs in easy BASIC and then automatically generate a machine code equivalent that runs 50 to 150 times faster.

It does have some limitations. It takes at least 8K of RAM to run the compiler and it does only support a subset of BASIC—about 20 commands including FOR, NEXT, END, GOSUB, GOTO, RETURN, END, PRINT, STOP, USRIX1, PEEK, POKE, +, /, *, -, X, X, -, VARIABLE NAMES A-Z, A SUBSCRIPTED VARIABLE, and INTEGER NUMBERS FROM 0 - 64K.

TINY COMPILER is written in BASIC. It generates native, relocatable 6502 or 6809 code. It comes with a 20 page manual and can be modified or augmented by the user. $24.95 on tape or disk for OSI or TRS-80 Color.

LABYRINTH — 16K EXTENDED COLOR BASIC — With amazing 3D graphics, you fight your way through a maze facing real time monsters. The graphics are real enough to cause claustrophobia. The most realistic game that I have ever seen on either system! $14.95. (8K on OSI)

QUEST — A NEW IDEA IN ADVENTURE GAMES! Different from all the others. Quest is played on a computer generated map of Alexia. Your job is to gather men and supplies by combat, bargaining, exploration of ruins and temples and outright banditry. When your force is strong enough, you attack the Citadel of Moonlock in a life or death battle to the finish. Playable in 2 to 5 hours, you see it different every time.
16K COLOR 80 OR TRS-80 or 12K OSI
$14.95

VENTURER!—A fast action 3D maze/adventure Arcade game that feels like an adventure. Do battle as you sneak past the DREADED HALL MONSTERS to gather treasure in each other room, killing the NASTIES as you go. Great color, high res graphics, sound and Joystick game for the TRS-80 Color or OSI machines. (Black and white and silent on OSI.) Tape only. $19.95

Send $1.00 for complete catalog of Games, Utilities & Business Software.

AARDVARK - 80
2352 S. Commerce, Walled Lake, MI 48088
(313) 669-3110

TRS 80 COLOR **OSI**

CIRCLE 101 ON READER SERVICE CARD

INTRODUCING WATSON™

Now The Inspector Has An Assistant

Teamed up inside your Apple, Watson adds new features that give you complete access to everything you ever wanted to know about memory and disks. Recover blown disks, fix catalog entries, display and delete control characters, repair bad data files even on disks with non-normal DOS. Search forward and backwards in memory, edit in HEX, ASCII, NEGATIVE ASCII and LOWER CASE. Scan disks forward and backwards, follow files forward and backwards in track/sector list on either 13- or 16-sector disks. Lookout sectors on Track Bit Map, reconstruct VTOC, find and display all Track/Sector lists, display map of memory used on disk, read Nibbles track-by-track.

Upgrade to disk versions are always at your fingertips. Watson (requires The Inspector), $49.95. The Inspector, $39.95, at your local dealer or direct. Master card and Visa holders order toll free, or mail the coupon.

1-800-835-2246

OMEGA MICROWARE, INC.
222 So. Riverside Plaza
Chicago, Il 60606
312-648-4844

send me
☐ The Inspector @ $39.95
☐ Watson @ $49.95
Check or money order enclosed
Include shipping/handling
Apple II ☐ Apple II+ ☐ Integer Card ☐ RA Ram Card ☐

CIRCLE 265 ON READER SERVICE CARD

THE UNIVERSITY OF WISCONSIN

SECOND ANNUAL

INTERNATIONAL COMPUTER PROBLEM SOLVING CONTEST

April 17, 1982

SENIOR DIVISION

1. VERTICAL HISTOGRAM

Write a program to read from DATA statements a collection of strings, and to print a vertical histogram (bar graph) representing the occurrences of each letter of the alphabet (A-Z) in the strings. The string "*END*" terminates the data. Characters other than the letters (A-Z) are to be ignored. You can assume that no lower case letters will appear in the data statements. The following data statements:

```
DATA  "THE QUICK BROWN FOX JUMPED OVER THE LAZY DOG."
DATA  "THIS IS AN EXAMPLE OF HOW"
DATA  "TO TEST YOUR HISTOGRAM PROGRAM.  YOU"
DATA  "CAN USE THIS EXAMPLE."
DATA  "*END*"
```

should produce a vertical histogram in the following format:

```
*       *               *
*       *       *       *               *
*   * * * * * *     * * * * *     * * * *     * * *
* * * * * * * * * * * * * * * * * * * * * * * * * * *
A B C D E F G H I J K L M N O P Q R S T U V W X Y Z
```

Test your program with the above data.

2. FIFTEEN

Write a program to input a string of 5 digits (0 through 9) and to find and print all possible combinations of these digits which add to 15. Use the digit 0 to count as 10 in computing the combinations. For example with the input 50154, the output should display the following (perhaps in some other order):

```
50154
-----
50
5 354
 03 4
  0 5

THERE ARE 4 COMBINATIONS TOTALLING 15.
```

Test your program with each of the following inputs: 50154, 78787, 55555, 05525.

3. AUTOMATED INFLATION

Write a program that will read any document and print out a new document where all the dollar amounts have been increased X% where X is a number that is input by the user. The document should be read in from DATA statements one line at a time. Terminate the data statements with DATA "*END*". Test your program for X = 15% and 16%. Be sure to round off all numbers to two decimal places if necessary. For example $121.678 should be rounded up to $121.68.

```
DATA  "BE ADVISED THAT ITEM #1234 COST $12.95 OR 2 FOR $25.90."
DATA  "REMIT TO P.O. BOX 2060.  MINIMUM ORDER IS $100."
DATA  "*END*"
```

Test your program with the above data.

4. TENNIS SET

A tennis game between two players has the following rules:

1. A point can be won by either player.
2. A game is won when one player has won at least four points and leads the opponent by at least two points.
3. A set game is won when one player has won at least six games and leads by at least two games.

You are to simulate the playing of a set of tennis as follows:

The players are labeled 'A' and 'B'. You are asked to enter the probability P (in whole number percent) that A will win any given point. Each game won by player A should be indicated by printing the letter A. If A loses the game, then B wins and the letter B should be printed. The winner of the set is indicated by printing in brackets the letter corresponding to the winner. For example a given set might be indicated by the sequence

HUNTINGTON COMPUTING

"IT'S A CHILD" SALE

To celebrate the birth of our new child, scheduled for Caesarean birth on June 10, we offer the following specials. Our press deadline was early May, so we couldn't print whether it was a boy or girl. So, if you give us a call, we'll be happy to brag about our new addition.
—Barb, Fred and Melody Huntington

All programs on disk for Apple

E.S.P. (Huntington)	**$11.99**
Axiom Graphics Printer GP101A, with card/cable	**$349.00**
BMC Green Screen	**$99.00**
Dosource (Lazer)	**$19.99**
Skeet Shoot/Trap Shoot (Huntington)	**$14.99**
Screen Writer II (On Line)	**$99.99**
Pie Writer (Hayden)	**$109.00**
VisiCalc (VisiCorp)	**$199.00**
Hodge Podge (Dynacomp or Artwinks)	**$15.99**
Lemmings (Sirius)	**$19.99**
Little Red Riding Hood (M.A.C.)	**$21.19**
Cyber Strike (Sirius)	**$29.99**
Horriblescope III (Huntington)	**$19.99**
Party Pac (Huntington)	**$19.99**
Bandits (Sirius)	**$24.99**
Computer Foosball (Sirius)	**$19.99**
Twerps (Sirius)	**$19.99**
Hellfire Warrior (Epyx)	**$29.99**
Labyrinth (Broderbund)	**$19.99**
David's Midnight Magic (Broderbund)	**$27.99**
Star Blazer (Broderbund)	**$19.99**
Super Text II (Muse)	**$119.00**
Three Mile Island (Muse)	**$29.99**

Call Toll-Free **800-344-5106** (outside California)

HUNTINGTON COMPUTING
Post Office Box 1297
Corcoran, California 93212

Foreign Orders 209-992-4481
In California 800-692-4146

Apple is a registered trademark of Apple Computer, Inc. Pac-Man is a registered trademark of Namco. TRS-80 is a registered trademark of Tandy Corporation. Atari is a registered trademark of Atari, Inc.

Outside Calif. 800-344-5106

We take **MasterCard, American Express** or **VISA** (include card # and expiration date). California residents add 6% tax, include $3.00 for postage. Foreign and handling extra. Foreign (excluding Canada) send U.S. currency, checks on U.S. banks, use rated charge cards, or make direct wire transfers through Security Pacific Bank, Corcoran, for a $6.00 charge. All overseas orders shipped by air. Send for free catalog. Prices subject to change without notice.

CIRCLE 171 ON READER SERVICE CARD

Write a program that will sort any such sequence of fractions into increasing order and print them out in increasing order. You can assume the numerators and denominators do not exceed 99 and there are less than 100 fractions in any list. The output from the above example should appear as follows:

```
2/9
1/3
1/2
3/8
23/28
```

Run your program using the above data.

3. TENNIS GAME

A tennis game between two players has the following rules:

1. A point can be won by either player.
2. A game is won when one player wins at least four points and leads the opponent by at least two points.

You are to simulate the playing of a game of tennis as follows:

> The players are labeled 'A' and 'B'. You are asked to enter the probability P (in whole number percent) that A will win any given point. Each point won by player A should be indicated by printing the letter A. If A loses the point, then B wins and the letter B should be printed. The winner of the game is indicated by printing in brackets the letter corresponding to the winner. For example, a given game might be indicated by the sequence below where A wins.

```
ABBABAABAA (A)
```

Display the results of N games, where N is entered by the user. After displaying the results of the N games you are to display the summary line:

```
PLAYED A MEN _______________ GAMES OUT OF _______________
```

Run the program with N=10 and P=55, and with N=10 and P=90.

4. VERTICAL HISTOGRAM

Write a program to read from DATA statements a list of integers in the range of 1 to 9, and to print a vertical histogram (bar graph) representing the occurrences of each number. The list is to be terminated by a zero, and numbers exceeding 9 are to be ignored. For example with the data

```
DATA 1,9,2,9,10,4,7,1,3,7,5,7,9,0
```

the histogram should look like:

```
            *
            *
*           *   *
* * *   * * *   *
1 2 3 4 5 6 7 8 9 -
```

Use the above data to test your program.

5. AUTOMATED INFLATION

Write a program that asks the user to enter a percent from 0 to 100 and that will increase all the numbers that appear in a given document by this percent. The document should be read in from DATA statements using the string "*END*" to terminate data. Here is a sample sentence.

```
DATA  "OLD MACDONALD'S 7 COWS GAVE 120 POUNDS OF MILK TODAY."
DATA  "THEY WILL COME HOME AT 4 P.M."
DATA  "*END*"
```

You are to print out two inflated documents – one with all numbers increased 10% and the other with an increase of 19%. All numbers must be rounded off to two decimal places. (Note that all numbers in the original document can be assumed to be whole numbers.)

How many times must your computer stop just to talk to your printer?

Your computer talks faster than your printer can listen. Expensive time is lost forever. SPOOL/64, a 64k byte hardware print spooler, keeps your computer processing while your printer is printing. No more waiting. No more wasting.

SPOOL/64 buffers your print output and transmits the information to your printer at the printer's specific print rate. It buffers up to 13 minutes of print output (at 80 characters per second).

SPOOL/64 plugs directly into both your printer and

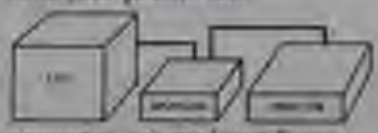

computer, accepts input from parallel centronics cables (serial RS-232 available soon), and its user programming feature allows you to download your own programs so SPOOL/64 can handle sophisticated print routines. And SPOOL/64, used with your software spooler, can give you the highest performance spooling available.

SPOOL/64 utilizes 64k of dynamic RAM, a Z-80 CPU, a 2716 ROM and a copy of the source program for the object code in the 2716 is included.

SPOOL/64, priced at just $599, is the most cost/effective print spooler on the market. Evaluate performance. Evaluate price. Then let SPOOL/64 get your computer back talking to you. Call or write Apparat today for a free brochure. Dealer inquiries invited.

Apparat, Inc.

4401 So. Tamarac Parkway, Denver, CO 80237 (303) 741-1778

"ON GOING SUPPORT FOR MICROCOMPUTERS"

CIRCLE 110 ON READER SERVICE CARD

Below where A wins.

ABBABBAAA (A)

You are to display the results of N sets, where N is entered by the user. After displaying the results of the N sets you are to display the summary line:

PLAYER A WON _____ SETS OUT OF _____

Test your program with N=10, P=55, and again with N=10, P=60.

5. FRACTIONS TO DECIMALS

Write a program that will accept a fraction of the form M/N where M and N are integers (N > 256) and print out the decimal representation indicating those decimals that have repeating sequences of digits by enclosing them in brackets. For example, 1/3 = .3333333... should appear as .(3) and 41/333 = .123123123... should appear as .(123).

Format the output as follows:

1/2	=	.(5)
22/4	=	5.5
1/7	=	.(142857)
3/8	=	.375
45/56	=	.803(571428)
13/59	=	7

Use the above six fractions for sample runs.

NEW 23K
PERSONAL COMPUTER

$239.00 FACTORY SALE PRICE

You get the NEW APF IM-1 Full Size Powerful Computer: Includes 14K ROM with Level II BASIC built in, 9K user RAM, Color, Sound, Professional 63 keyboard, Two Controllers, Two 10 key numeric pads, High speed cassette, A.C. Adapter, RF Modulator, T.V. Switchbox. Accepts TAPE-DISK-PLUG IN CARTRIDGES. It is PLUG IN EXPANDABLE at low cost. 90 day parts and labor warranty, owner's guide, BASIC language manual. All this in a beautiful black and white console case for only $239.00.

15 DAY FREE TRIAL Return within 15 days complete and undamaged for refund of purchase price.

PROTECTO ENTERPRIZES
BOX 550, BARRINGTON, IL 60010
TO ORDER PHONE 312/382-5244

CIRCLE 212 ON READER SERVICE CARD

MEMOREX
FLEXIBLE DISCS

WE WILL NOT BE UNDERSOLD! Call Free **(800)235-4137** for prices and information. Dealer inquiries invited and COD's accepted.

PACIFIC EXCHANGES
101 Foothill Blvd.
San Luis Obispo, CA
93401. In Cal. call
(805)542-9435 or
(805)543-1037

CIRCLE 202 ON READER SERVICE CARD

EDUCATIONAL SOFTWARE
TRS-80, COLOR COMPUTER, PET & APPLE II

ELEMENTARY SCIENCE	MATH
GEOGRAPHY	HISTORY
ECONOMICS	ACCOUNTING
FOREIGN LANG.	BUSINESS ED.
GRAMMAR	PHYSICS
	FARM RECORDS

Write for FREE Catalogue

MICRO LEARNINGWARE, Box 2134, N Mankato, MN 56001
(507) 625-2205
VISA & MASTER CARD ACCEPTED

We pay 15% royalty for Educational Programs listed with us.
TRS-80 is a registered trademark of TANDY CORP.
PET is a trademark of COMMODORE BUS. MACHINES.
APPLE is a trademark of APPLE COMPUTER CO.

CIRCLE 165 ON READER SERVICE CARD

A2D JOYSTICK 2001

- QUALITY COMPONENTS
- PRECISION OPEN GIMBAL STICK (Designed for radio control use)
- TACTILE FEEL BUTTONS (Approx. life: 5 million presses)
- PLUG COMPATIBLE WITH APPLE™
- DEALER INQUIRIES INVITED
- $44.95

A2D CO.

CIRCLE 102 ON READER SERVICE CARD

COTTAGE SOFTWARE

PACKER: Machine language program that adds all or part of your Basic program to run faster, save memory, or ease editing. The 5 options include UNPACK—unpacks multiple statement lines into single statements maintaining logic inserts spaces and renumbers lines, SHORT—deletes unnecessary words, spaces, and REM statements, PACK—packs lines into maximum-multiple statement lines, maintaining program logic, RENUM—renumbers lines, including all branches, MOVE—moves line or blocks of lines to any new location in program. On 2 cassettes for 16K, 32K, & 48K. For TRS-80™ Model I or III Level II or Disk Basic $29.95

SYSTEM TAPE DUPLICATOR: Copy your SYSTEM formed tapes. Includes verify routines. The Model III version allows use of both 500 and 1500 baud cassette speeds.
For TRS-80™ Model I or III Level II $19.95

CASSETTE LABEL MAKER: A mini word processor to print cassette labels on a line printer. Includes 100 peel-and-stick labels on tractor feed paper.
For TRS-80™ Model I or III Level II & Printer $17.95

WRAP TO LPRINT TO PRINT: Edit your Basic program or separate or change all Prints to LPrints (receipt Prints) or Prints of LPrints to Prints. Cons edited version.
For TRS-80™ Model I or III Level II $12.95

FAST SORTING ROUTINES: For use with Radio Shack's Accounts Receivable, Inventory Control I and Disk Mailing List Systems for Model I Level II. Sorts in SECONDS! You'll be amazed at the time they can save. Supplied on disk diskette with complete instructions.

FAST SORT for Accounts Receivable	$19.95
FAST SORT for Inventory Control I	$19.95
FAST SORT for Disk Mailing List (specify disk cassette for 1 drive system)	$14.95
ALL THREE ROUTINES	$44.95

Prices subject to change without notice. Call or write for complete catalog. Dealer inquiries invited. VISA and MASTERCARD accepted. Foreign orders in US currency only. Kansas residents add 3% sales tax. On-line catalog on Wichita FORUM-80: 316-682-2113. Or call our 24 hour phone: 316-683-4811 or write:

COTTAGE SOFTWARE
8314 N. Hamlog, Wichita, KS 67206

TRS-80 is a trademark of Tandy Corporation

CIRCLE 146 ON READER SERVICE CARD

It's hard to picture all of DYNACOMP's *software*

TURN TO NEXT PAGE...

© 1980 DYNAMEDIA ASSOCIATES

DYNACOMP

Quality software for:*

APPLE II Plus	ALTAIR****
OSBORNE-1	NEC PC-8000
NORTH STAR***	TRS-80 (Level II)**
ATARI	SUPERBRAIN*****
PET/CBM	CP/M Disks/Diskettes

([illegible] DYNACOMPIC)

DYNACOMP OFFERS THE FOLLOWING

- Wides variety
- Guaranteed quality
- Fastest delivery
- Friendly service
- Free catalog*
- Toll free order phone

CARD GAMES

THOUGHT PROVOKERS

AVAILABILITY

AND MORE...

TWO PLAYER GAMES

MISCELLANEOUS

BUSINESS and UTILITIES

EDUCATION

STATISTICS and ENGINEERING

ORDERING INFORMATION

DYNACOMP, Inc. (Dept. C)
1427 Monroe Avenue
Rochester, New York 14618
24 hour message and order phone: (716) 442-8120
Toll free order phone: (800) 828-6771
(800) 828-6211
Office phone (9AM-7PM EST): (716) 442-5960

ABOUT DYNACOMP

CIRCLE 156 ON READER SERVICE CARD

A Modular Data Base for the Apple

Mark Pelczarski

The single application for which computers are most used is storage and retrieval of information. The type of program that accomplishes this task is a data base program. A data base program can turn a computer into an electronic filing system through which almost any kind of data can be stored for further reference, then retrieved in a variety of ways.

The following program is an Apple data base that can handle thousands of pieces of information in each "file" that you create. A RAM-based version of this program (one that holds all the data in memory, rather than on disk) appeared in a series called "The Developing Data Base" in *SoftSide* magazine last year. This version, which uses random access disk files, is significantly different, however, and those who typed in the previous version will probably find it easiest to start anew.

Structurally, the program begins with a main routine (lines 10 through 600) that lists the available options. Each option has a corresponding subroutine, which is a module separate from any other part of the program. (See Figure 1 for the actual organization.) These modules can be easily changed or replaced with little concern about affecting other modules of the program. This makes it easy to update or customize the program.

Mark Pelczarski, 1206 Kings Circle, West Chicago, IL 60185.

Data Storage

The actual organization of information can be pictured as a table with rows and columns. Each row is a record. (Using a mailing list as an example, one record would be one person's name, address, city, state, and zip code.) Each column in the table has a heading under which there is information for each record. (The headings in the mailing list example would be Name, Address, City, State, and Zip.) To allow the most efficient use of memory, the items in only one of the columns are

Figure 1. Subroutine Organization.

Not since Gutenberg invented the printing press...

has there been so much talk about printing!

The Smith-Corona TP-1 Daisy Wheel Printer

$695.00

- Microprocessor Electronics
- Serial or Parallel Interface
- Simple, Reliable Mechanism

Act Now: Limited Supply, Low Cost

In the 15th century, a German craftsman and inventor named Johannes Gutenberg originated a method of printing from movable type that was used without significant change until the 20th century.

Today, **Smith Corona,** one of the largest manufacturers of small printers in the world, gives a whole new perspective to printing with their electronic text printer — **TP-1.** Gutenberg would surely approve of the **TP-1,** a microprocessor controlled, high quality **daisy wheel printer.** It produces perfectly formed, executive quality printouts at the speed of 120 words per minute. Typewriter quality printing at dot matrix prices.

Simple, durable and dependable, **TP-1** may be used with word processing systems, microcomputers and most small business systems.

Now, all your letters, documents, forms and reports can have the crisp, professional look you demand — for business or personal use — at an affordable price.

Don't delay. Order your **TP-1** TODAY at the low, low price of **$695.**

Micro-Printer Marketing offers same day shipping, nationwide service and invites dealer inquiries. Catalogues available. No shipping charges on prepaid orders.

Additional daisy print wheels $4.95

Additional ribbons $2.95

Micro™ Printer Marketing

Call Micro-Printer Marketing

CALL TOLL FREE **1-800-523-9859**

In PA Call Collect 215 / 433-3366

MasterCard and Visa Accepted

CIRCLE 189 ON READER SERVICE CARD

stored in RAM at any time. When a particular record is needed, the remainder of the information is pulled from disk.

To make it possible to pull any given record from disk at any time, a random access disk file is used. A sequential file only allows you to read or write items in sequence (if you wanted the tenth record you would first have to read records one through nine). A random access file allows you to specify what number record you want, and the computer automatically calculates an offset and gets only the information needed. To allow calculation of the offset, however, each record must be identical in size.

To avoid shuffling information around on the disk (when sorting a file, for example) one other set of information will be kept in RAM. It is the array containing of items under one of the headings: P% will be a corresponding array containing the number of each record as it appears on disk. In other words the first record in sequence in RAM, after sorting or whatever, may be the 16th on the disk. P%(1) would then contain the number 16.

There are a few other observations I should make on storage. To conserve space, the zero element in each array has been used. Thus, heading 1 is stored in H$(0), where H$ is the array that holds the heading names. Likewise, the first item is in I$(0), which means in our example above that it is actually I%(0) that would contain the number 16.

TI$ is an array containing one record as it is being processed in RAM. When a record is sent to disk, it is sent from TI$. Likewise, when one is read from disk it is put in TI$.

NI and NH are the number of items (records) and number of headings, respectively, except that the value of each is one less than the actual value since zero is counted. (Example: if there are eight headings, NH is 7, covering headings 0 through 7). CH contains the number of the current heading for which the items

```
1160 IF NI=-1 THEN 1190
1170 FOR I=0 TO NI*
       INPUT #5(I)
     NEXT
1180 PRINT D$;"CLOSE";F$+",HDR"
1190 PRINT D$;"OPEN";F$+",DAT,L";RL(0)+1
1200 IF NI=-1 THEN 1220
1210 GOSUB 1300
1220 ON-11 RETURN
1230 PRINT "FILE NOT FOUND": GET A$: PRINT 216,99 GOTO 110
1299 REM READ ITEMS UNDER HEADING CH
1300 PRINT:
     FOR I=0 TO NI
1310   PRINT D$;"READ";F$+",DAT,R";P%(I);":B";B%(CH)
1320   INPUT I$(I)
1330 NEXT
1340 PRINT D$: RETURN
1499 REM INITIALIZE SUBROUTINE VERS. 1
1500 INPUT "GIVE YOUR FILE A NAME ? ";F$
 10 REM THE DEVELOPING DATA BASE
 20 REM    COPYRIGHT 1981,                    RUBY PELLEGRINI
100 D$=CHR$(4): REM CONTROL-D
105 DIM CH(7),CF%(7),CL%(7),F$(6): CH=0
110 HOME: PRINT "(I) INITIALIZE A NEW DATA SET"
120 PRINT "(L) LOAD A PREVIOUSLY SAVED DATA SET ";
130 GET A$: PRINT A$
140 IF A$="L" THEN
      GOSUB 1000: GOTO 200
150 IF A$="I" THEN
      GOSUB 1500: GOTO 200
160 GOTO 130
200 POKE 216,0: HOME: PRINT "(V) SAVE CURRENT DATA"
220 PRINT "(P) PRINT DATA"
230 PRINT "(A) ADD DATA"
240 PRINT "(C) CHANGE A RECORD"
250 PRINT "(D) DELETE A RECORD"
260 PRINT "(T) SORT"
270 PRINT "(F) FILE NAMES"
280 PRINT "(N) NEW DATA FILE"
290 PRINT "(Q) QUIT"
295 PRINT: PRINT NI+1;" RECORDS, ROOM FOR ";(HD-NI-1);" MORE"
300 GET A$: PRINT A$: PRINT
320 IF A$="V" THEN
      GOSUB 2000: GOTO 200
330 IF A$="P" THEN
      GOSUB 5000: GOTO 200
340 IF A$="A" THEN
      GOSUB 4000: GOTO 200
350 IF A$="C" THEN
      CH=31: GOSUB 6000: GOTO 200
360 IF A$="D" THEN
      CH=41: FI=11: GOSUB 4000: GOTO 200
370 IF A$="T" THEN
      GOSUB 7000: GOTO 200
380 IF A$="F" THEN
      GOSUB 8000: GOTO 200
400 IF A$="Q" OR A$="X" THEN END
410 GOTO 200
500 IF CH=1 THEN 530
510 GOSUB 2000
520 PRINT D$;"CLOSE";F$+",DAT"
540 IF A$="N" THEN
      CLEAR: GOTO 100
550 END
600 PRINT D$;"CATALOG": GET A$: RETURN
999 REM LOAD SUBROUTINE VERS. 1
1000 INPUT "FILE NAME? ";F$
1010 ONERR GOTO 1230
1020 PRINT D$;"OPEN";F$+",HDR"
1030 PRINT D$;"READ";F$+",HDR"
1040 INPUT NH,NI,RL,LF
1130 DIM H$(NH),B%(NH+1),I$(NI),P%(NI),TI$(NH)
1140 FOR I=0 TO NH
       INPUT H$(I),B%(I)
     NEXT
1150 INPUT B%(NH+1)
```


EDUCATIONAL ACTIVITIES, INC.

Teacher Authored Programs
Classroom and Home
for TRS-80, APPLE II, PET

MATH • LANGUAGE ARTS
READING • SPELLING
LITERACY • PROGRAMMING

EASY TO USE
TUTORIAL & PRACTICE
USEFUL FOR ALL AGES
FULL COMPUTER CAPABILITIES
EDUCATIONALLY SOUND
REMEDIAL & DEVELOPMENTAL

Send for FREE complete microcomputer software catalog.

EDUCATIONAL ACTIVITIES, INC.
P.O. Box 87, Baldwin, New York 11510
(516) 223-4666
CALL TOLL FREE OUTSIDE N.Y. STATE
800-645-3739
IN CANADA
CIRCUIT INSTRUCTIONAL SERVICES, LTD.
86 Stockton Road East
Oakville, Ontario L6K 1G2

CIRCLE 162 ON READER SERVICE CARD

California Accessory Warehouse

DISCOUNT COMPUTER ACCESSORIES

apple

NAME	◊	PRICE
3D GRAPHICS by BUDGE	DK	$34
3D SUPERGRAPHICS	DK	39
ACCTS PAY. by CONT.	DK	213
ACCTS REC. by CONT.	DK	213
ADVENTURELAND	CS	17
ALIEN RAIN	DK	25
APPLE PANIC	DK	29
APPLE SPELLER	DK	64
ASTEROID by ON LINE	DK	17
ATLANTIS	DK	38
B-1 NUCLEAR BOMBER	CS	14
BEER RUN	DK	28
BOBO	DK	26
BUG ATTACK	DK	26
BUDGE'S 3D GRAPHICS	DK	34
BUDGE'S TRILOGY	DK	28
BUDGET PLANNER	DK	129
CALESTAR	DK	108
CA STATE TAX PREP.	DK	69
CASTLE WOLFENSTEIN	DK	28
CEILING ZERO	DK	26
COMPU-MATH/ADDITN.	DK	42
COMPU-MATH/DECIMALS	DK	39
COMPU-MATH/FRACTIONS	DK	34
COMPU-READ	DK	26
COMPUTER FOOTBALL	DK	26
COMPUTER GOLF	DK	29

NAME	◊	PRICE
COMP. STOCKS & BONDS	CS	$34
CONTENT CONNECTOR	DK	153
COURT	CS	17
CPA #1 GEN. LEDGER	DK	213
CPA #2 ACCTS REC.	DK	213
CPA #3 ACCTS PAY.	DK	213
CPA #4 PAYROLL	DK	213
CPA #5 PROJ. MGMT.	DK	421
CRUSH, CRUMBLE & CHOMP	DK	26
CYBERG	DK	28
D.D. MASTER	DK	185
DATA CAPTURE A.B	DK	55
DATA FACTORY	DK	129
DATA REPORTER	DK	129
DARASTAR	DK	251
DOG BOOS	DK	21
DUNG BEETLE	DK	26
E-Z LEDGER	DK	51
ELECTRIC BOOT	DK	26
ELIMINATOR	DK	21
EXECUTIVE SECRETARY	DK	213
FLIGHT SIMULATOR	DK	29
FORTH	DK	26
FROGGER	DK	30
GAME PADDLES	AC	34
GEN. LEDGER by CONT.	DK	213
GHOST TOWN	CS	17
GOLDEN VOYAGE	CS	17
GRAFORTH II	DK	81
GRAPHIC PACKAGE	DK	51
GRUMPH	DK	34

NAME	◊	PRICE
GUNS-FORT DEFIANCE	DK	$21
HELLFIRE WARRIOR	DK	34
HOME ACCOUNTANT	DK	64
HOME MONEY MANAGER	DK	30
HORIZON V	DK	30
INVASION ORION	DK	21
JAWBREAKER	DK	26
JOYSTICK	AC	61
KEYBOARD ENHANCER	AC	119
MAGIC WINDOW	DK	45
MAGIC WORDS	DK	60
MAXIMEGA	DK	108
MASTER TYPE	DK	34
MATHMAGIC	DK	17
MICRO FRIEND	DK	34
MICROBANK	DK	39
MISSION IMPOSSIBLE	CS	17
MOUSEATTACK	DK	30
MYSTERY FUN HOUSE	CS	17
NEUTRONS	DK	26
OLYMPIC DECATHLON	DK	28
OUTPOST	DK	29
PAYROLL—ENGINEERING	DK	213
PAYROLL—CONTINENTAL	DK	336
P/L REPORT	DK	81
PFS: FILES, FILING SYS	DK	106
PLANETOIDS ASTEROIDS	DK	21
POOL 1.5	DK	30
PIRATE'S ADVENTURE	CS	17
PROF. EASTWRITER	DK	129
PROF. EASTWRITER	DK	213
PROPERTY MGMT.—CONT.	DK	421
PYRAMID OF DOOM	CS	17
RACTER BLASTER	DK	29
RICOCHET	DK	17
RUBIK CUBE UNLOCKED	DK	21

NAME	◊	PRICE
SAKOSKI DUCK	DK	$30
SAMURAI II	DK	39
SAVAGE ISLAND	CS	17
SNACK ATTACK	DK	26
SNAKE BYTE	DK	29
SNEAKERS	DK	28
SORCERER OF SIRIA	DK	28
SPACE INVADERS	DK	26
SPELLSTAR	DK	170
STAR BLASTER	DK	26
STAR TREK	DK	29
STRANGE ODYSSEY	CS	17
SUPERSCRIBE II	DK	171
SUPERSORT I	DK	170
SWORDHOLDER	DK	30
SWITCHPLATE	AC	16
TASC COMPILER	DK	140
TAX MANAGER	DK	129
TEMPLE OF APSHAI	DK	34
THREESPACE	DK	34
TIME ZONE by ON LINE	DK	43
TRILOGY GAME by BUDGE	DK	26
TWERPS	DK	25
ULTIMA	DK	34
UKS & GOLDEN FLEECE	DK	34
UTILITY CITY	DK	25
VISICALC 3.3	DK	213
VISIFILE	DK	213
VISISCHEDULE	DK	213
VISITERM/VISIFLOW	DK	213
VOODOO CASTLE	CS	17
WIZARDRY	DK	43
WORDSTAR	DK	315
WORDSTAR GUIDE	DK	17
ZEBO GRAVITY PINBALL	DK	26
ZORK	DK	34

ATARI

NAME	◊	PRICE
3-D SUPERGRAPHICS	DK	$34
ADVENTURELAND	CS	17
ALI BABA & 40 THIEVES	DK	29
AMEBOMBER	DK	34
APPLE PANIC	DK	25
ASTEROIDS BY ATARI	CT	39
B-1 NUCLEAR BOMBER	CS	14
BUG ATTACK	DK	26
CAVERNS OF MARS	DK	29
CENTIPEDE BY ATARI	CT	39
COMP. STOCKS & BONDS	DK	34
CONFUSION	DK	29

NAME	◊	PRICE
CRUSH, CRUMBLE & CHOMP	DK	$26
CYBER BOWL	CS	43
DUNG BEETLE	DK	26
FROGGER	DK	30
GALACTIC CHASE	DK	26
GHOST HUNTER	CS	26
GHOST TOWN	CS	17
GOLDEN VOYAGE	CS	17
GRAPHIC COMPOSER	CS	34
JAWBREAKER	DK	26
JOYSTICKS [pair]	AC	18
K-RAZY SHOOTOUT	CT	43

NAME	◊	PRICE
LE STICK	AC	$34
LUNAR LANDER	CS	13
MATCH RACERS	DK	39
MISSION IMPOSSIBLE	CS	17
MISSION: ASTEROID	DK	21
MOUSEATTACK	DK	30
MYSTERY FUN HOUSE	CS	17
PAC MAN—BY ATARI	CT	39
PADDLES by ATARI	AC	19
PIRATE'S ADVENTURE	CS	17
POOL 1.5	DK	30
PYRAMID OF DOOM	CS	17

NAME	◊	PRICE
RACTER BLASTER	DK	$29
RICOCHET	DK	17
SAVAGE ISLAND	CS	17
SPACE INVADERS	CS	30
STRANGE ODYSSEY	CS	17
TEMPLE OF APSHAI	DK	34
TIC CHRONT	CS	17
THREESPACE	DK	34
VERSA GRAPHIC TABLETS	AC	254
VISICALC	DK	213
VOODOO CASTLE	CS	17
WIZ & PRINCESS	DK	29

Radio Shack TRS-80

NAME	◊	PRICE
ADVENTURELAND	CS	$17
B-1 NUCLEAR BOMBER	CS	14
BASIC COMPILER	DK	100
COMP. STOCKS & BONDS	DK	30
CRUSH, CRUMBLE & CHOMP	DK	26
DEFENSE COMMAND	DK	17
DOG-N-BONES	DK	19
ELIMINATOR	DK	17
FLIGHT SIMULATOR	CS	29
GHOST TOWN	CS	17
GOLDEN VOYAGE	CS	17
GUNS—FORT DEFIANCE	DK	21
INVASION ORION	DK	21
MATHEMAGIC	DK	17
METEOR MISSION II	CS	14
MIDWAY CAMPAIGN	CS	14
MISSION IMPOSSIBLE	CS	17

NAME	◊	PRICE
MYSTERY FUN HOUSE	CS	$17
NATIONAL DECATHLON	DK	29
PHOBOS	DK	17
PIRATE'S ADVENTURE	CS	17
PLANETOIDS ASTEROIDS	DK	17
PYRAMID OF DOOM	CS	17
RICOCHET	DK	17
SAKOSKI II	DK	30
SAVAGE ISLAND	CS	17
SCARFMAN	DK	14
SPACE INTRUDERS	DK	17
STAR WARRIOR	DK	34
STRANGE ODYSSEY	CS	17
TRIVITICS	CS	21
TEMPLE OF APSHAI	DK	30
TIC CHRONT	CS	17
VOODOO CASTLE	CS	17

- Manufacturer Originals not copies
- No extra cost for credit card orders
- Fast shipping to your door

TYPE KEY:
AC - ACCESSORY
BK - BOOK
CS - CASSETTE
CT - CARTRIDGE
DK - DISK

Free Shipping!

No sales tax

call 1-213-781-3828

California

CIRCLE 124 ON READER SERVICE CARD

are stored in RAM.

Lastly, B% is an array that reflects the length allowed for each heading. The actual values in B% tell which byte in the first in the record for each heading. This way it is possible not only to specify which record is to be read, but also to specify which item in that record is desired. The Apple statement that lets you read an item for record 11, for example, starting at byte 15 of that record is:

PRINT D$;"READ filename,R11,B15"

where D$ is set equal to Control-D.

An added value of using B% to store the beginning of each item is that the information under various headings can be of different lengths. The zip code, for example, can have fewer characters allowed than the name, saving storage space.

Loading or Initializing

The first routine you enter upon running the program is either the initialize routine (1500), which allows you to start a new file, or the load routine (1000), which loads data from a previously saved file. To initialize a file, a name and number of headings is specified, followed by the name of each heading and the maximum length for the items under it. This information is saved in a separate disk file under a name you give with ".HDG" appended to it. (The computer automatically adds ".HDG".) This heading file also contains the byte information from B%, and is read and modified each time the data base is used.

Loading a previously saved file requires loading all the information from file "name.HDG," then loading D$ with the items from the first heading from file "name.DAT," which holds the actual data. An extra little subroutine is used to load the items from heading CH (which initially equals zero), because that function will be needed later in a few places. This routine starts at line 1300.

Adding, Saving, and Printing

After you create a file, the first thing you will want to do is add some data to it. Choosing "A" from the menu allows you to add a record through the add subroutine (4000). To add a record, enter information for each of the headings. The add subroutine shares a small subroutine at line 4500, which allows a single item to be input. After the information is entered, that record is put on disk with a GOSUB at 1800, another multiused subroutine that saves TI$ to record R on disk. A few lines in the add routine use a variable LK. This will be explained later when we talk about deleting records.

Once information is in the data base,

```
1510 IF F$="" THEN 1500
1520 INPUT "HOW MANY HEADINGS? ";HH
1530 IF HH<1 THEN 1520
1540 DH=HH-1: DI=-1: LK=-1
1550 DIM H$(HH),B%(HH+1),TI$(HH): B%(0)=90
1570 FOR I=0 TO HH
1580   PRINT "HEADING #";I+1;: INPUT " ";H$(I)
1590   INPUT "MAXIMUM LENGTH ";T%
1600   B%(I+1)=B%(I)+T%
1610 NEXT I
1620 INPUT "WHICH HEADING IS THE LONGEST ON WHICH ";VH: VH=VH-1: IF VH<0 OR VH>HH THEN 1620
1630 D=B%(VH+1)-B%(VH)-11: MM=INT(FRE(0)/2000)-2+2/D
1640 DIM IR(MM),R%(MM)
1650 PRINT D$;"OPEN";F$+".DAT,L";18:PRINT
1660 GOSUB RETURN
1690 REM READ RECORD 1 INTO TI$
1700 PRINT: R=R%(1)
1710 FOR I=0 TO HH
1720   PRINT D$;"READ";F$+".DAT";R;",";B%(I)+1
1730   INPUT TI$(I)
1740 NEXT
1750 PRINT D$: RETURN
1790 REM WRITE RECORD R FROM TI$
1800 PRINT
     FOR I=0 TO HH
1810   PRINT D$;"WRITE";F$+".DAT";R;",";B%(I)+1
1820   PRINT TI$(I);
1830 NEXT
1840 PRINT D$: RETURN
1990 REM WRITE SUBROUTINE ADDS 1
2000 PRINT: ONERR GOTO 2290
2010 PRINT D$;"OPEN";F$+".HDG"
2020 PRINT D$;"WRITE";F$+".HDG"
2030 PRINT HH: PRINT HH: PRINT HH: PRINT L:
2040 FOR I=0 TO HH
       PRINT H$(I): PRINT B%(I)
     NEXT
2050 PRINT B%(HH+1)
2060 IF HH<-1 THEN 2270
2070 FOR I=0 TO HH
       PRINT T%(I);
     NEXT
2270 PRINT D$;"CLOSE";F$+".HDG"
2280 GOSUB RETURN
2290 PRINT "DISK ERROR": GET A$: GOTO 2080
2400 REM PRINT SUBROUTINE (ERSL)
2500 IF H<-1 THEN
       GOSUB 4000: RETURN
2600 PRINT "(S) SELECT FORMAT, OR (E) ERASE FILE (N)? ";: GET A$: PRINT
2700 IF A$="S" THEN
       GOSUB 3000: GOTO 2610
2800 IF A$="E" THEN 3010
2810 GOSUB PRINT: PRINT "ENTER EACH RECORD (REC) WILL RETURN TO:": PRINT
     "THE TERM. AND OTHER KEY (OTHERS)."
2820 PRINT "(ANKEY AND RETURN)": GET A$: GOSUB 3010
2830 RETURN
2900 REM PRINT ONE RECORD
2910 IF A$="C" THEN
       PRINT D$;"PR#1"
2920 ON SD GOSUB 3700,3800
2930 IF SD=2 THEN
       PRINT D$;"PR#0": GOTO 2850
2940 IF SD=4 THEN
       GET A$:
       IF A$=CHR$(27) THEN
         END
3060 RETURN
3070 REM PRINT ONE DEFAULT (1)
3080 PRINT: PRINT "RECORD ";I+1;: PRINT
3090 FOR I=0 TO HH
3100   PRINT H$(I);": ";TI$(I)
3110 NEXT I
3140 RETURN
3670 REM PRINT ONE FORMAT (S)
3680 J=14: T=0: DN=""
3690 T1=VAL(MID$(TI$(T),J,2)): J=J+2
3700 IF T1<0 THEN
       GOSUB(MID$(TI$(T),J,2)): J=J+2
3740 ON T1 GOTO 3850,3840,3830,3820,3810,3800
3800 A$=MID$(TI$(T),J,1): GOTO 3860
3810 A$=TI$(T): GOTO 3860
3820 A$=LEFT$(TI$(T),H-1)
     IF LEN(A$)<H-1 THEN
```

apple discount software

CALSOFT

Personal—Entertainment—Business

SOFTWARE

Low Discount Prices / 15 to 25% Discount off List Price
Fast Convenient Service / We ship same or next day
Large Selection of Software / Call or Write for our FREE Catalog

We have all the latest software—ASK US!

TRS-80, PET, ATARI: send for FREE catalog

Call Toll Free: (800) 423-5290 In California: (213) 991-9641

All products below are on Disk

AVANT-GARDE

	Retail Price	Our Price
★ Hi-Res Secrets	125.00	93.75
Hi-Res Computer Golf	29.95	25.45
Zero Gravity Pinball	NEW 29.95	25.45

BRODERBUND

Apple Panic	29.95	25.45
Space Quake	29.95	25.45
Genetic Drift	29.95	25.45
Red Alert	29.95	25.45
★ Raviv's Midnight Magic	34.95	26.20
The Arcade Machine	44.95	36.00
Track Attack	29.95	25.45
Star Blazer	31.95	27.15
Labyrinth	NEW 29.95	25.45

CAL PACIFIC

Bill Budge's 3D Graphics	39.95	33.95
Alexander	34.95	29.70
★ Ultima	39.95	29.95

CAVALIER

The Asteroid Field	24.95	21.20
Star Thief	29.95	25.45
Bug Attack	29.95	25.45
Microwave	NEW 34.95	29.70

CONTINENTAL

Home Accountant	74.95	63.70
★ Home Money Minder	34.95	29.20
Mailman	34.95	29.70
9/9 Racing	24.95	21.20
The Guardian	NEW 29.95	25.45

DATA MOST

Space Attack	29.95	25.45
Thief	29.95	25.45
County Fair	29.95	25.45
Swashbuckler	NEW 34.95	29.70
Casino	NEW 19.95	16.95
★ Espandia Part	NEW 69.95	63.45

EDU-WARE

★ Empire I World Builders	32.95	24.70
Empire II Interstellar Sharks	32.95	25.00

GEBELLI

Firebird	29.95	25.45
Rubber Duck	34.95	29.70
Hobbit V	34.95	29.70

HAYDEN

Sargon II	34.95	29.70
Reversi	34.95	29.70
★ Applewriter Computer 5.5	175.00	131.25
The Writer	149.95	127.45

INNOVATIVE DESIGN

Pool 1.5	34.95	29.70
Trick Shot	39.95	33.95
Juggler	NEW 29.95	25.45

MICROSOFT

	Retail Price	Our Price
Typing Tutor II	34.95	31.20
Olympic Decathlon	29.95	25.45
★ CBASIC Compiler	179.95	151.25

MUSE

Write	34.95	31.20
★ Super Fast Write	NEW 175.00	131.25
Three Mile Island	39.95	33.95
Robot War	39.95	33.95
Castle Wolfenstein	29.95	25.45

ON-LINE SYSTEMS

Hi-Res Adventures 3-6		15% OFF
★ Cross Fire	39.95	33.95
LISA	79.95	67.95
LISA Educational System	119.95	101.95
The Dictionary	99.95	84.95
General Manager	149.95	127.45
Threshold	39.95	33.95
★ Screen Writer	NEW 129.95	97.45
★ Screen Writer Professional	NEW 199.95	149.95
Expediter II+	134.95	114.70
Jawbreaker	29.95	25.45
Mousetrap	34.95	29.70
Marauder	34.95	29.70
★ Ultima II	54.95	41.20
EPF IV	79.95	67.95
Trigger	NEW 34.95	29.70
★ Cannonball Blitz	NEW 34.95	29.20
The Artist	NEW 79.95	67.95
Left Pole	NEW 34.95	29.70

VISICORP

Visicalc	300.00	170.00
Visiterm/Visiplot	200.00	165.00
Visiblue	250.00	212.50
Visiterm	120.00	85.00
Visiwin 2.3	250.00	212.50
Visifile	250.00	212.50
Monty Plays Monopoly	34.95	29.70
Checker King	24.95	21.20
Gammon Gambler	24.95	21.20
★ Monty Plays Scrabble	34.95	29.20

SENSIBLE

Super Disk Copy III	30.00	25.50
Multi Disk Catalog	25.00	21.25
Sensible Speller	75.00	63.75

SIR-TECH

★ Wizardry	46.95	37.45
Knight of Diamonds	NEW 34.95	29.70

SOFTWARE PUBLISHING

★ PFS	133.00	63.75
PFS: Report	95.00	80.75

TG PRODUCTS

Game Paddles	39.95	33.95
★ Joystick	39.95	34.25
Select-a-Port	39.95	33.95

SIRIUS SOFTWARE

	Retail Price	Our Price
Autobahn	29.95	25.45
Gamma Goblins	29.95	25.45
Gorgon	29.95	25.45
Shamus	29.95	25.45
Epoch	34.95	29.70
★ Castle & Robbers	34.95	29.20
Cytron	29.95	25.45
Rear Run	29.95	25.45
★ Radius	34.95	29.20
Dam Forest	29.95	25.45
Borg	29.95	25.45
★ The Jeweler	34.95	29.20
Tetris	29.95	25.45
Snake Byte	29.95	25.45
Aztec	NEW 29.95	25.45
★ Kabul Spy	NEW 34.95	29.20
Monster	NEW 34.95	29.70
Bandit	NEW 34.95	29.70

STONEWARE

★ DB Master	229.00	171.45
DB Master Utility Pak #1	39.00	34.15
DB Master Utility Pak #2	39.00	34.15
DB Master Stat Pak	39.00	34.15

STRATEGIC SIMULATIONS

The Warp Factor	39.95	33.95
Carrier Command	39.95	33.95
Computer Quarterback (Dirt Kid)	39.95	33.95
The Shattered Alliance	39.95	33.95
Computer Baseball	39.95	33.95
President Elect	39.95	33.95
The Battle of Shiloh	39.95	33.95
Tigers in the Snow	39.95	33.95
★ Southern Command	59.95	44.95
Napoleon's Campaigns	59.95	50.95
★ Road to Gettysburg	59.95	44.95
Pursuit of the Graf Spee	59.95	50.95

We also carry complete lines from the following companies:

ADVENTURE INTERNATIONAL
ARTSCI • AUTOMATED
AVALON HILL • BUDGECO
DATASOFT • DENVER
HIGHLANDS • HOWARD
INFOCOM • MICROLAB
PHOENIX • PICCADILLY
QUALITY • RIVERBANK
SIERRA • SOFTAPE
SOUTHEASTERN
SOUTHWESTERN
SUBLOGIC • SYNERGISTIC
UNITED • VERSA

If you don't see it, Ask Us!

CALSOFT

346 N. Kanan Rd. #103
Agoura, CA 91301

***Call Toll Free:** (800) 423-5290 **In California:** (213) 991-9641*

We accept Mastercard & Visa (include No. and Expiration Date.) California residents add 6% sales tax. Include $2.00 for shipping. ($3.00 for UPS Blue Label.) Checks, COD ($1.50 extra) or Money Order.

★ Sale prices are through August only! Prices subject to change without notice.

CIRCLE 125 ON READER SERVICE CARD

POWER LINE PROBLEMS?

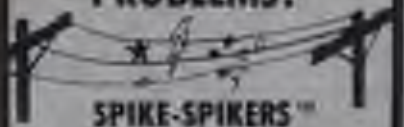

SPIKE-SPIKERS™ THE SOLUTION

Protects, organizes, controls computers & peripheral electronic equipment. Helps prevent software "glitches", unexplained memory loss and equipment damage. Filter models eliminate conducted RF interference.

DELUXE POWER CONSOLE
$79.95

QUAD-II $59.95

QUAD-I $49.95

MINI-II $44.95

MINI-I $34.95

WRGB Electronics Co. Inc.
Lehman Drive Unit, Forty
6804 Roch Rd., Dept. 10
Bethlehem, PA 18017
315-883-0804
Out of State Order Toll Free
800-532-9483

CIRCLE 175 ON READER SERVICE CARD

Happy Hands

Offers Discounts on All

TRS-80™ COMPUTERS

We Have What You Are Looking For

- *Free Shipping Within United States*
- *26-1006 Mod III 48K* $2,895.00
- *26-3001 4K Color* 320.00
- *26-3002 16K Color* 455.00
- *26-3003 32 K Color* 520.00
- *No Tax On Out of State Shipments*

For Additional Prices and Shipping Information
Call Toll Free
1-800-545-9019
N.M. Residents Call 257-7866

or write

HAPPY HANDS
P.O. DRAWER I
RUIDOSO, NEW MEXICO
88345

CIRCLE 168 ON READER SERVICE CARD

Data Base, continued...

```
        FOR J2=LEN(B$) TO H-2
          B$=B$+" "
        NEXT
1090 GOTO 3960
1090 PRINT B$;
     IF H>1 THEN
        FOR J=2 TO H
          B$=B$+" "
        NEXT
3960 B$=" ": GOTO 3960
3910 IF F$(LEN(F$))<> THEN
        F$=F$+" ": J=J
3920 J=J
3930 IF MID$(F$(F),J,2)<>" " THEN
        J=J+1: GOTO 3930
3940 B$=MID$(F$(F),J,32-J): J=32+1
3950 B$=B$+B$
3960 IF J<LEN(F$(F)) THEN
        J=J+1: J=J
3965 GOTO 3920
3970 PRINT B$: RETURN
3999 REM ADD SUBROUTINE (ERS.)
4000 CH=CH: NI=NI+1
4005 PRINT: PRINT "RECORD ";NI;": PRINT
4010 FOR J=0 TO NH
4020   GOSUB 4500
4030 NEXT J
4040 IF LX=-1 THEN
        PRINT: GOTO 4000
4050 K=LX
4060 PRINT USI"FEND";F$+".DAT,8";B
4070 INPUT #X: PRINT IX
4080 GOSUB 10000 PS(NI)=MS: IB(NI)=TIB(CH)
4090 RETURN
4499 REM INPUT AN ITEM
4500 TMP$=J+1:"E$(J)-1
4510 PRINT NA$(J);: INPUT " : ";TIB$(J)
4540 IF LEN(TIB$(J))>T THEN
        TIB$(J)=LEFT$(TIB$(J),T)
4550 RETURN
4999 REM CHANGE SUBROUTINE (ERS.)
5000 PRINT: PRINT "(C) CHANGE ITEM, (K) KEEP ITEM, (R)" PRINT
     "(F) KEEP REMAINDER (F RETURN)"
5030 PRINT: PRINT "RECORD ";I+1
5040 CS=1: RS=0:
     FOR J=0 TO NH
5050   PRINT: PRINT NA$(J);" ( ";TIB$(J);" )";
5055   IF RS=1 THEN
          PRINT: GOTO 5090
5060   GET A$:
       IF A$<>"C" AND A$<>"K" AND A$<>"R" THEN 5060
5070   PRINT A$;
       IF A$="K" THEN 5090
5075   IF A$="R" THEN
          RS=1: GOTO 5090
5080   GOSUB 4500
5085   CS=0
5090 NEXT J
5095 RS=0
5100 IF CS=0 THEN
        GOSUB 10000 IB(I)=TIB(CH)
5110 RETURN
5999 REM DELETE SUBROUTINE (ERS.)
6000 PRINT: PRINT "DELETE THIS RECORD (Y/N)";
6010 GET A$:
     IF A$<>"Y" AND A$<>"N" THEN 6010
6050 PRINT A$;
     IF A$="N" THEN 6150
6060 PRINT #4:"WRITE";F$+".DAT,8";PS(I)
6100 PRINT LX: PRINT #4
6110 LX=PS(I)
6120 FOR I1=I+1 TO NI
6130   IB(I1-1)=IB(I1): PS(I1-1)=PS(I1)
6135 NEXT I1
6140 NI=NI-1: CH=CH-1
6150 RETURN
6999 REM SORT SUBROUTINE (ERS.)
7000 IF NI=-1 THEN
        GOSUB 9000: RETURN
7010 PRINT:
     FOR J=0 TO NH
7020   PRINT "/";J+1;": ";NA$(J);
7030 NEXT J
7040 INPUT "SORT ON WHICH HEADING";J1
7045 J1=J1-1
7050 IF J1<0 OR J1>NH THEN
        RETURN
7055 IF J1<>CH THEN
        CH=J1: GOSUB 1000
```

IBM PERSONAL COMPUTER USERS

COMPLETE YOUR REFERENCE LIBRARY

Que On Systems

IBM's PERSONAL COMPUTER

Que Corporation's new 300 page book, IBM's PERSONAL COMPUTER describes the hardware, peripherals and IBM's program library. Whether you are an IBM Personal Computer user or prospective buyer, you will discover the significance of IBM's new product to your personal or business applications.

...at computer stores and fine book stores $14.95

and...

PERSONAL COMPUTER AGE

The Definitive Journal For The IBM Personal Computer User

Keeps you updated monthly with the latest news and applications for your IBM Personal Computer. Featuring: Hardware and Software Reviews — New Product Announcements — Technical Articles — Problem Reporting — Vendor Directory — Classified Ads — Special Interest Columns.

$18.00/YR.
(12 issues)

BOTH FOR ONLY $22.95

PERSONAL COMPUTER AGE

For Credit Card Orders Dial Toll Free
(800) 117-0614 ext. 916
In California
(800) 772-2666 ext. 916

☐ I Want Everything — PERSONAL COMPUTER AGE and IBM's PERSONAL COMPUTER for $22.95

☐ NEW ☐ RENEWAL

☐ Send the Book only for $14.95

☐ Just enter my subscription to PERSONAL COMPUTER AGE for $18.00

☐ Payment Enclosed

Charge to: ☐ VISA ☐ MASTER CHARGE

Card #: _____

Expiration Date: _____

Authorized Signature: _____

Name: _____

Address: _____

City: _____

State: _____ Zip: _____

PERSONAL COMPUTER AGE P.O. BOX 70725 Pasadena, California 91107 Dept. CC

CIRCLE 151 ON READER SERVICE CARD

you need some method for printing it out. The print routine allows you to print a record, or records, on the screen or the printer, in a default format or one that you define yourself. The print routine is automatically filtered through the search routine, so that you may selectively print almost any subset of your data. The search allows up to eight criteria to be specified, with AND ing or OR ing. When all the restrictions have been entered (or before any have), select "Begin" to start printing.

The formatter is a powerful routine that allows you to create special forms for printing your data. Line by line, you specify whether you want items, headings, tabs, or literal strings not dependent on your data. The format information can be saved on disk for future use under the format name you specify. This allows you to print mailing labels, sales receipts, invoices, or whatever form you desire.

Data is automatically saved when you quit the program, but if you want to save a copy of your file in the midst of working (say, before you do a long sort), the save option saves a copy of your current heading and pointer file. The data itself is always saved automatically immediately after it is entered.

Changing and Deleting Data

Once you have information in the machine, it is important to be able to modify it. The delete routine (8000) lets you permanently remove records from the file. To remove a record, the number of items counted (N) must be decreased by one, and the hole in the data file must be patched. One way to do this is to shift everything in the file down one record to fill the gap, but that requires shifting a great deal of data.

Since we already have an array (P%) that points to the physical location of each record in the disk file, we just have to eliminate the number of the deleted record from the pointer list. If nothing points to the gap, the gap will be ignored. Unfortunately, after deleting a large number of records, there will be many ignored gaps, and each will occupy disk space that may be needed eventually.

The solution is somehow to keep track of where all those gaps are, and to re-use them whenever possible rather than adding new data to the physical end of the disk file. LK, mentioned earlier, is a "link." It points to the first available gap that can be used for new data. When LK = -1, there are no gaps, and new data will go at the end. Each time another gap is created by deleting a record, the current value of LK is put in the position of that record (since it is now just blank space to us anyway), and LK is set to point at the newly vacated position. When that gap is re-used, the number written to that gap is

```
7000 PRINT "(A)  ARCHIVE(TAPE), OR (C) CHECKING DATA? GET A$
7010 IF A$="A" THEN
       GOSUB 7100
7020 IF A$="C" THEN
       GOSUB 7100
7090 GOTO 7000
7100 FOR I=0 TO N-1
7110   T=I
7120   FOR J=T+1 TO N
         PRINT J;" "
7125       GOSUB 7150:7160
7130       IF I=(J-1)*R(T) THEN
             T=J
7135       GOTO 7140
7140       IF I=(J-1)*R(T) THEN
             T=J
7145   NEXT J
7150   IF T=I THEN 7190
7160   T=P%(T):T=T-1:T=T-1*R(T):T=T+P%
7170   J=P%(T):T=P%(T-1):P%(T)=P%(J):P%(J)=T
7180 NEXT I
7200 CLS:RETURN
7999 REM  SEARCH SUBROUTINE, VERS.2
8000 IF N<=1 THEN
       GOTO 9000 RETURN
8010 J=N:I=J:GOSUB 7100:P%(I)=P%(J):N=N-1
8015 NONE:PRINT "SEARCH CRITERIA(Y/N) ";
8020 PRINT "(A) RECORD NUMBER"
8030 FOR I=0 TO N-1
       PRINT I+1;" ";R$(P%(I))
     NEXT I
8035 PRINT:PRINT "A=ALL? ";GOSUB
8040 VTAB 23:INPUT "SELECT # ";I
     IF I=0 OR I>N THEN 9000
8045 IF I=N+1 THEN
       C(0)=C(0)+1:GOTO 8100
8050 I=I-1:J=P%(I)-1
8055 VTAB 23:PRINT "(A) SHALL OR (B) TOGGL (C) CHANGE ";:GET A$:
     IF A$="A" OR A$="B" THEN 8060
8070 C(0)=C(0)+1:N=N-1
8080 VTAB 23:PRINT "(CONTINUE) TO ( ";
     IF C(0)=1 THEN 8100
8090 INPUT " ";C$:T=J+1:J=J+1
     IF C$<>"" THEN 8100
8095 GOTO 8015
8100 INPUT " ";C$
     IF C$<>"" OR J>N+1 THEN 8100
8105 J=J-1
8110 IF C(0)=1 THEN
       C(0)=1
8120 IF C(0)=2 THEN
       C(0)=1:C(2)=1
8130 IF C(2)=1 THEN
       C(0)=1
8140 GOTO 8015
8150 IF J=2 THEN 8200
8160 VTAB 23:PRINT "(1) ITEM MUST MEET ALL CONDITIONS(Y/N) ";PRINT
     "(2) ITEM MAY MEET ANY CONDITION ";:GET A$
     IF A$="1" OR A$="2" THEN 8180
8170 GOSUB 9000
8180 POKE 11+C(1),A$
8190 POKE
     FOR J=0 TO 7
8200   IF C(J)=J+1 THEN
         J=7:GOTO 8240
8210   IF J=C(J) THEN
         J=-2
8240 NEXT
8245 IF J<-1 AND J<>-2 THEN
       C(4)=J:GOSUB 1700
8246 IF J=-2 THEN
       C(4)=
8250 J=C(4)+1:
     FOR I=J+1 TO L-1
       I=I+1
8251   IF R$(I)=" THEN
         T=R(I):R(I)=R(J):GOTO 8260
8252   NEXT I
8255   POKE
       FOR J=0 TO 7
8260     IF C(J)=I+1 THEN
           J=7:GOTO 8240
8270     IN C(J):J:GOTO 8280:8290:8310
8280     IF T$=C(J)+1:C$=C(J)+1 THEN 8320
8285     GOTO 8340
8290     IF T$=C(J)+1:C$=C(J)+1 THEN 8310
8295     IF RIGHT$(C$,1)="*" THEN 8340
8300     T=LEN(C$):I=I+1
         IF LEN(T$)<C(J)+1:C$ THEN 8290
```

OUR PRICES, SELECTION AND SAME-DAY SHIPPING MAKE US COMPETITIVE. OUR PEOPLE MAKE US EXPERTS.

Red Baron.
Home of the Nation's Largest Computer Printer Inventory.

NEC 8023
Outstanding Graphics, Print Quality & Performance

144 x 150 dots/inch • Proportional Spacing • Lower case descenders • N x 9 dot matrix • 8 character sizes • 8 unique alphabets • Greek character set • Graphic symbols • 100 CPS print speed • Bi-directional logic seeking • Adjustable tractors • Single-sheet friction feed • Vertical & horizontal tabbing

NEC 8023 Dot Matrix ..... List $795 **$Call**

IDS Paper Tiger Prism 80/132
Affordable Color, Speed

Out Resolution Graphics • Swift staggered printhead • Lowercase descenders • Over 130 CPS • Bi-directional, logic-seeking • 8 character sizes • 80/132 columns • Hi-res dot graphics • Proportional spacing • Text justifications • Optional Color

Prism 80 ..... List $909
Prism 132 ..... List $1095 **$Call**

Smith Corona TP-1
Daisy Wheel Printer For Under $500

A real character printer • Stand-alone serial or parallel data interface • Graphic ribbon • 184 WPM • Various type fonts available • Loads paper like typewriter • Handles single sheets for forms • Compatible with most micro computers

Smith Corona TP-1 ..... List $695 **$Call**

Televideo CRT's
Price, Performance & Reliability

910	List $699	$600
925	List $995	$750
950	List $1195	$970

Other Quality Printers at Red Baron

	List	Discount
Anadex DP-9500A	$1795	$Call
Anadex DP-9620	$1895	$Call
C. Itoh 8510 Prowriter	$795	$Call
C. Itoh F-10	$1995	$Call
Diablo 630 II	$2995	$2970
QUME Sprint 9/45	$3475	$2150
NEC Spinwriter RO		
Serial Parallel 77xx	$3095	$2975
Parallel 35xx	$2290	$1975

The Epson Series
High-Quality Printers at a Low Price.

Epson MX80 ..... List $645
Epson MX80FT ..... List $745
MX100 ..... List $995
$Call

Full Line of Epson Accessories.

The Okidata Series
Hi-Res & TRS 80 Block Graphics

120 CPS • 9 x 9 Matrix • Bidirectional logic seeking printing • Lower case descenders • Four print styles • Optional Hi-Res Graphics

Okidata 82A ..... List $645 **$495**
Okidata 83A (w/Tractor) ..... List $845 **$745**

Interface Equipment
Complete Stock of Optimal Cables and Accessories

GRAPPLER APPLE INTERFACE	$175
DCS APPLE SERIAL PRINTER & CABLE	$150
ORANGE INTERFACE for Apple II Parallel Interface Board and Cable	$110
NOVATION D-CAT Acoustic Modem	$189
COMPLETE STOCK OF EPSON ACCESSORIES	$Call
CUSTOM PRINTER CABLES FOR Apple, Atari, IBM, TRS-80 (all versions)	$Call
HAYES MICROMODEM	$345
PRINTER STANDS: Large	$89
Small	$55
PRINTER RIBBONS—Most Types	$Call

Our People, Our Product: Both Are Specialized.

Red Baron is an organization of computer printer specialists. They know the capabilities of each printer, and how to match one to your exact need. Call for expert consultation today!

Member Better Business Bureau

Here's How To Order:

Phone orders are welcome; same-day shipment on orders placed before 11:00 a.m. Free use of MasterCard and Visa. COD's accepted. Personal checks require 2 weeks clearance. Manufacturer's warranty included on all equipment. Prices subject to revision.

Call For Free Catalog:

1-800-854-8275

CA, AK, HI (714) 630-3322

Red Baron™ COMPUTER PRODUCTS

1106 N. TUSTIN #207
ANAHEIM, CA 92807

put back in LK. The result is a "linked list" of empty records, with the most recent empty record pointed at by LK, and each previous one pointed at by the record vacated after it.

To change an existing record (by correcting an address, for example) the program once again funnels you through the search routine (print, delete, and change all use the search routine for finding the record, or records, that you want). The actual change subroutine starts at line 5000, and allows the user to choose to keep each item in a record, change any item, or to keep the remainder of that record. A simple replacement of data is performed if a change is made.

Sorting and Searching

To keep the early version of the "Data Base" simple, the sort routine at line 7000 is a simple insertion sort. Not recommended for large bodies of data, the insertion sort routine goes through the whole file looking for the smallest item, puts that in the beginning, then looks for the smallest item of those remaining, puts it second, and so on. Not the flashiest sort routine available but relatively easy to understand.

The search routine, referred to earlier because it is actually used for finding records for other routines, allows the user to look for items meeting up to eight separate conditions. Each condition tells whether (a) the item under a specific heading (b) should be less than, equal to, or greater than (c) a specified value. If there is more than one condition specified, the conditions can be AND'ed (record must meet all conditions), or OR'ed (record may meet any condition for acceptance). The choices are stored in arrays C1%, C2%, and C3, for a, b, and c above, respectively. If a record is accepted by the search routine, the appropriate subroutine (print, change, delete) is called by checking variable S1, which is set to point at the appropriate routine.

A note about sorting and searching using numbers is in order here. The program does not yet distinguish between string and numeric data, hence all data is assumed to be character strings. This leads to funny results when sorting numbers like 7, 15, and 273. As string data, the sorted order will be 15, 273, 7 (by first character). The only way to avoid this for the time being is to use leading zeroes on numeric data that will be sorted as such. Above, one would use 007, 015, and 273 to get the proper sequence.

More Information

If you'd like more information about the data base series or if you would like a copy of the program already on disk, please write to the address given at the beginning of this article. Your comments about the program are most welcome. □

```
1300      IF LEFT$(
1305      GOTO 1500
1310      IF TT$(
1320      GOTO 1540
1330      IF [illegible] THEN
            [illegible]
1335      GOTO 1540
1340      IF [illegible] THEN
            [illegible]
1345    [illegible]
1350    IF [illegible] THEN [illegible]
1360    IF [illegible] THEN [illegible]
1365      [illegible]
1370    IF [illegible] THEN
          GOSUB 5000
1375    IF [illegible] THEN
          [illegible]
1376    IF [illegible] THEN
          [illegible]
1377    IF [illegible] THEN
          [illegible]
1380 NEXT [illegible]
1390 PRINT: PRINT "THAT'S ALL'S GOT OUT THERE"
1400 RETURN
1500 REM ERROR [illegible]
1505 PRINT "THERE'S NO DATA IN MEMORY"
1510 FOR [illegible] TO 1000
       [illegible]
       RETURN
2000 REM PRINT FORMATTED [illegible]
10000 IF [illegible] THEN 10040
10030 PRINT "[illegible] GOT OUT PRINT
10035 IF [illegible] THEN
        RETURN
10040 IF [illegible] THEN 10010
10050 PRINT "[illegible] GOT OUT PRINT
10060 IF [illegible] THEN [illegible]
10070 [illegible] GOTO 10170
10080 INPUT "FORMAT [illegible]
10100 PRINT [illegible]
10110 PRINT [illegible]
10120 PRINT [illegible]
10130 INPUT NF
10140 FOR [illegible] TO NF
        INPUT [illegible]
        NEXT
10150 PRINT [illegible]
10160 RETURN
10170 PRINT "FORMAT NOT FOUND" [illegible]
10200 [illegible]
10210 [illegible]
10220 PRINT [illegible]
        J1
10230 IF [illegible] THEN [illegible]
10240 [illegible]
10250 [illegible]
10260 FOR [illegible] TO [illegible]
        PRINT [illegible]
        NEXT
10270 [illegible]
        [illegible]
10280 [illegible]
10290 [illegible]
        IF [illegible] THEN
          PRINT [illegible]
10310 [illegible]
        IF [illegible] THEN
          [illegible]
10320 [illegible]
10330 [illegible]
10340 [illegible]
10350 IF [illegible] THEN
          [illegible]
10370 [illegible]
10380 IF [illegible] THEN
          [illegible]
10390 [illegible]
10400 [illegible]
10410 [illegible]
10420 [illegible]
10430 PRINT [illegible]
        FOR [illegible] TO [illegible]
          PRINT [illegible]
        NEXT
10440 PRINT [illegible]
10450 RETURN
10460 PRINT "[illegible] GOT OUT [illegible]
```

Space Pirates

PRIVATEERS BATTLE FOR SUPREMACY IN SPACE

C & C SOFTWARE

CIRCLE 123 ON READER SERVICE CARD

INTRODUCING THE THIRD GENERATION OF INVESTORS' SOFTWARE FOR THE APPLE.

THE INVESTOR'S TOOLKIT™

More complete than any other. Easier to use than any other. And you pay only for the systems you need. You can later "upgrade" any program package for just the price difference.

PROGRAM PACKAGES

(consisting of the programs as numbered below)

Chart Trader (contains #1, 4)	$149.00
Market Analyst (contains #1, 4, 15, 16)	249.00
Financial Trader (contains #1, 4, 5, 6, 9, 15, 16, 17, 18)	499.00
Professional Trader (contains #1, 3, 4, 5, 6, 8, 9, 12, 14, 15, 16, 17, 18)	899.00

Chart Trader and Market Analyst also available with Graphic Charting with Analysis II (#5) for $99.95 additional. Packages listed above may be upgraded for price difference only.

DATA MANIPULATION

1. Data File Management	$ 99.95
2. I-Comm	99.95

TECHNICAL ANALYSIS TOOLS

3. Advanced Graphics One	$199.95
4. Graphic Charting with Analysis	99.95
5. Graphic Charting with Analysis II	149.95
6. Gann Square of Nine	49.95
7. Swing Wave Day Counter	49.95
8. Fibonacci Projection	59.95

TRADING SYSTEMS WITH OPTIMIZATION

9. Moving Average Crossover	$149.95
10. Engineers System	199.95
11. Parabolic System	99.95
12. Directional Movement System	99.95
13. Swing Index System	99.95
14. Relative Strength Index System	39.95

TRADING SYSTEMS

15. Widders 6 Systems	$129.95
16. Relative Strength Index Trading System	49.95
17. Engineers System	69.95
18. Colver Method	39.95
19. Trend Master	99.95
20. CSR 1: Moving average with % Price Band	79.95
21. CSR 2: Directional Indicator	79.95
22. CSR 3: L-S-D Price Channel	79.95
23. CSR 4: Range Quotient System	79.95
24. CSR 5: M-H Price Channel	79.95
25. CSR 6: Dual Moving Average	79.95
26. CSR 7: The Outside Price Channel	79.95
27. CSR 8: Reference Deviation System	79.95
28. CSR 9: Trend-Countertrend Hybrid	79.95
29. CSR 10: High-Low Moving Average Breakout	79.95

Send $5 (credited to your first purchase) for a demonstration disk. If you don't have an Apple, any dealer will run it for you! Mastercard and Visa holders order toll-free 1-800-835-2246. (Demo not available through this number.)

OMEGA MICROWARE, INC.™
222 SO. RIVERSIDE PLAZA
CHICAGO, IL 60606
312-648-1904

Software by Omega Microware, Inc.

CIRCLE 266 ON READER SERVICE CARD

ATARI HOME COMPUTERS

ATARI

ATARI 800	ATARI 400
16K . . . $649	16K . . . $269
32K . . . $729	32K . . . $389
48K . . . $769	48K . . . $489

410 Recorder	$75.00
810 Disc Drive	$449.00
822 Printer	$268.00
825 Printer	$649.00
830 Modem	$159.00
850 Printer	$299.00
850 Interface	$169.00
New 800 2 System	$29.00
CX30 Paddle	$18.00
CX40 Joy Stick	$18.00
CX852 16K RAM	$77.95
Microtek 16K RAM	$74.95
Microtek 32K RAM	$119.95
Rambrit (16K)	$179.95
Intec 48K Board	$279.95
Intec 32K	$119.95
One year extended warranty	$29.00
401 Entertainer	$89.00
402 Educator	$189.00
403 Programmer	$89.00
404 Communicator	$244.00

ATARI HOME COMPUTER PROGRAMS

HOME OFFICE	
CX404 ATARI Word Processor	$119.00
CX402 Calculator	$29.00
CX412 How Johns Investment Evaluator	$99.00
CX408 Graph It Joystick optional	$17.00
CX404 Mailing List	$29.95
CX415 Mortgage & Loan Analysis	$15.95
CX403 Explorer I	$20.00
CX405 Stock Analyzer	$20.00
CXL4015 TeleLink I	$29.95
HOME STUDY	
CX101 An Invitation to Programming I	$30.00
CX102 An Invitation to Programming 2	$32.00
CX117 An Invitation to Programming 3	$32.00
CX407 Biorhythm	$12.00
Conversational Languages Ins I	$40.00
CX121 Energy Czar	$15.00
CX116 European Countries & Capitals	$12.00
CX108 Hangman, Joystick optional	$12.00
CX409 Kingdom	$12.00
CXL 4007 Music Composer	$34.00
CX129 Screen Jeek joystick	$30.00
CX112 States & Capitals	$12.00
CX110 Touch Typing	$20.00
HOME ENTERTAINMENT	
PAC MAN	$25.00
CENTIPEDE	$30.00
CAVERNS OF MARS	$32.00
CXL4013 Asteroids	$29.00
CXL4014 Basketball	$27.00
CX418 Blackjack	$12.00
CXL4009 Computer Chess	$29.00
CXL4012 Missile Command	$29.00
CXL4006 Space Invaders	$29.00
CXL4011 Star Raiders	$29.00
CXL4008 Super Breakout	$29.00
CXL4010 3-D Tic Tac Toe	$27.00
CXL4005 Video Easel	$24.00
PROGRAMMING LANGUAGES AND AIDS	
CXL4004 Assembler Editor	$47.00
CXL4003 ATARI BASIC	$47.00
CX8126 ATARI Microsoft BASIC	$79.00
SAL-MYE PILOT	$72.00
CX405 PILOT (Educational)	$100.00

Visicalc	$199.00
Letterpenpact (Word Processor)	$109.00
Data Soft Technicalc	$89.00
Canyon Climber	$24.00
Turtle Bug	$24.00
Shock Arcade	$24.00
Pacific Coast	$24.00
Bishop Square	$24.00
Micro Painter	$27.95
ATARI PROGRAM EXCHANGE:	
Eastern Front '41	$26.50
Assaultle	$15.95
Outlaw	$15.50
747 Landing Simulation	$15.50
Baled	$15.50
Dog Daze	$15.50
Downhill	$15.50
Attack!	$15.50
Blackjack Casino	$15.50
Reverse II	$15.50
Gunslinger	$15.50
Solitaire	$15.50
Disk Trivia	$15.50
Submarine	$15.50
Data Management	$15.50
Chameleon	$15.50
Inspector	$15.50
Invasion	$15.50
My First Alphabet	$25.50
Wizpaint	$19.95
Number Blast	$15.50
Family Cash Flow	$15.50
Weekly Planner	$15.50
Bowler's Data Base	$19.95
Banner Generator	$17.50
Crystal Software	
Bermuda Fantasy	$26.50
Bonzoids Pyramids	$26.50
Datacrib Quest	$26.50
House of Usher	$26.50
Forgotten Island	$26.50
Haunted Palace	$26.50
Compumax (Basic Rec., Gen. Ledger, Inventory, Payroll, Ins.)	$119.95
Synapse	
File Manager 800	$79.95
Dodge Racer	$19.00
Chicken	$24.00
Slime	$24.00
Nautilus	$24.00
Disk Manager	$24.00
Fort Apocalypse	$24.00
Assembler	$29.00
Protector	$24.00
DSPT (Automated Simulation)	
Rescue	$14.50
Cosmic Crumble & Chomp	$24.00
Star Warrior	$29.00
Rescue at Rigel	$24.00
Datasoftware	$19.00
On-Line	
Jaw Breaker	$21.00
MouseATTACK	$21.00
Invasion Orion	$16.50
Wizards Revenge	$21.00
The Next Step	$34.00
Softport	$37.95
Wizard & Princess	$29.00
Avalon Hill	
Ghost Hunter (cassette)	$34.00
Ghost Hunter (disk)	$39.00
K-Byte	
K-BYTE Crazy Shoot Out (ROM)	$39.00
K-DOS	$89.00
K-Razy Kritters	$29.00
K-Star Patrol	$29.00
K-Razy Antics	$29.00
Dice Game	$6.00

Texas Instruments

TI-99/4A $299

PHP2700 R F Modulator	$29.00
PHP1600 Telephone Coupler	$179.00
PHP1500 Peripheral Expansion Box	$799.00
PHP1220 RS 232 Card	$143.00
PHP1240 Disk Controller	$399.00
PHP1250 Disk Drive	$775.00
PHP1100 Wired Remote Controllers (pair)	$31.00
PHP1200 32K RAM	$599.95
PHP Printer Solid State	$279.95
PHM3009 Home Financial Decisions	$29.95
PHM3011 Personal Record Keeping	$43.95
PHD3001 Mailing List	$40.00
PHD3021 Checkbook Manager	$19.95
PHM3008 Video Chess	$40.95
PHM3015 Physical Fitness	$28.00
PHM3009 Football	$29.95
PHM3016 Video Games I	$29.95
PHM3024 Indoor Soccer	$29.95
PHM3023 Minor Challengers	$32.00
PHM3031 The Attack	$29.95
PHM3032 Slasher	$32.95
PHM3010 Blackjack and Poker	$32.00
PHM3034 Hustle	$32.95
PHM3036 Zero Zap	$19.95
PHM3037 Hangman	$14.00
PHM3038 Connect Four	$19.95
PHM3039 Tumbler	$32.00
Tombstone City 21st Century	$34.95
Munch Man	$34.95
TI INVADERS	$34.95
CAR WARS	$34.95

Printers

Smith Corona TP-1	$449.00
Centronics 739-1	$519.00
Centronics 739-3	$639.00
Qubix 630 Special	$1795.00
Epson	
MX80 w/Graftrax	$449.00
MX80FT III	$Call
MX100	$Call
NEC	
8023	$349.00
7710/7720	$2399.00
8023/8300	$1199.00
Okidata	
82A	$499.00
83A	$749.00
84	$1129.00
Diablo Stationer	
F10-40 CPS	$1495.00
F10-55 CPS	$Call
Prowriter	$499.00
Tandy	
DMP-L	$1429.00
CGI	
Prism	$Call
MPC Apple Parallel Board & Cable	$69.00
3 Meter RS232-RS232	$29.95
Cables Available For Most Interfacing Purposes	

Computer Covers

ATTRACTIVE DUST COVERS FOR YOUR COMPUTER AND DISK DRIVE

Atari 400	$6.95	Commodore VIC-20	$6.95
Atari 800	$6.95	Commodore 8032	$14.95
Atari 810	$6.95	Commodore 2040/4040	$15.95
All Atari Covers are Beige		All Commodore covers are Royal Blue	

Most software for Atari 400/800 available on cassette or disk.

computer mail order west

CALL TOLL FREE **800-648-3311**

IN NEVADA, CALL (702) 588-5654

P.O. BOX 6689, STATE LINE, NEVADA 89449

HEWLETT PACKARD

HP•85 $1899

HP•85	$Call
HP•87	$1799.00
HP•125	$1899.00
HP•85 16K Memory Module	$199.00
5¼" Dual Monitor Disk Drive	$1199.00
Hard Disk w/Printer	$4249.00
Hard Disk	$3449.00
"Silent Line" Printer	$1149.00
80 Column Printer	$799.00
87 CPM	$399.00
87 128K Memory	$615.00
87 Vinyl	$225.00

HP•41CV Calculator $239.00

41C	$185.00
11C	New Low Price $79.00
22C	$114.00
34C	$114.00
38C	$114.00
HP•41 Printer	$285.00
HP-41 CALCULATOR PERIPHERALS	
2. Wand	$104.00
Digital Cassette	$468.00
Thermal Printer	$419.00
Card Reader	$148.00
Optical Wand	$95.00

NEC

8001 A	$149.00
8001	$799.00
8012	$549.00
Accounts Receivable	$295.00
Word Processing	$365.00
General Accounting	$295.00
Inventory Control	$295.00
Job Cost	$295.00

Maxell Disks

MD-1 (box of 10)	$36.00
MD-2 (box of 10)	$46.00
MFD-1 (8")	$44.00
MFD-2 (8" Double Density)	$54.00
Sampler (box of 10)	$25.00

commodore

BUSINESS MACHINES

SOFTWARE

Word Pro 3 Plus	$299.00
Word Pro 4 Plus	$299.00
Word Pro 5 Plus	$395.00
Commodore Tax Package	$499.00
Visicalc	$199.00
Medical Billing	$495.00
The Source	$59.95
DZZ Information System	$295.00
Dow Jones Portfolio	$125.95
Pascal	$225.00
Legal Time Accounting	$499.00
Work Cash 80	$299.95
Power	$79.95
Switch-2 Bid	$70.00
Jumper	$Call
MASOL	$Call
LPS	$Call
Real Estate Package	$Call
The Manager	$299.95
Software	$129.95
BPI Inventory Control	$319.95
BPI Job Costing	$319.95
BPI Payroll	$319.95
BPI General Ledger	$329.95
Creative I SAM	$79.95
Creative General Ledger	$209.95
Creative Accounts Receivable	$229.95
Creative Inventory	$229.95

CBM 8032 $1039

4002	$999.00
4016	$799.00
4016 Upgrade kit	$299.00
Super PET	$1599.00
2031	$529.00
8050 Dual Unit Solid Disk Drive	$1499.00
D9060 5 Megabyte Hard Disk	$2099.00
D9060 10 Megabyte Hard Disk	$2699.00
4040	$1299.00
4040	$999.00
8300 (Letter Quality)	$1799.00
4023	$799.00
4023	$499.00
Pet to IEEE Cable	$27.00
IEEE to IEEE Cable	$46.00
Tractor Feed for 8300	$245.00

VIC 20 $239
VIC 64 Call

VIC 8 Pack Program	$45.00
VIC 1530 Commodore Datasette	$69.95
VIC 1540 Disk Drive	$499.95
VIC 1515 VIC Graphic Printer	$329.95
VIC 1210 3K Memory Expander	$47.95
VIC 1110 8K Memory Expander	$52.95
VIC Expansion	$95.95
VIC 1011 RS232C Terminal Interface	$49.95
VIC 1112 VIC IEEE-488 Interface	$99.95
VIC 1211 VIC 20 Super Expander	$59.95
VT 100 VIC/Term I Terminal Emulator	$9.95
VIC 1212 Programmers Aid Cartridge	$49.95
VIC 1213 VICMON Machine Language Monitor	$49.95
VIC 1901 VIC AVE NGERS	$23.95
VIC 1904 SUPERCULDT	$23.95
VIC 1906 SUPER ALIEN	$21.95
VIC 1907 SUPER LANDER	$21.95
VIC 1908 SHAMUS PUNCH	$23.95
VIC 1909 MIDNIGHT DRIVE	$23.95
VIC 1910 RADAR RAT RACE	$23.95

Terminal	$13.00
Un Word	$13.00
Graphic Managerie	$11.00
VIC PICS	$14.00
Token Tape	$13.00
Barrier Headliner	$13.00
RS 232	$39.95
VT 100A Recreation Pack A	$44.00
VT 101A Home Calculation Pack A	$44.00
VT 104 Programmable Character/Cartography	$13.00
Household Finance	$27.00
VIC Games	$16.95
VIC Home Inventory	$15.95
VIC Recipes	$13.95
VL 101 Introduction to Computing	$19.00
VL 102 Introduction to BASIC Programming	$19.00
PM 110 VIC 20 Programmers Reference Guide	$15.95

Apple

Call for availability and prices on all Apple computers and peripherals.

In-stock items shipped same day you call. No risk, no deposit on C.O.D. orders. Pre-paid orders receive free shipping within the continental United States with no waiting period for certified checks or money orders. All prices shown are cash prices. Add 3% for Mastercard and Visa. NV and PA residents add sales tax. All items subject to availability and price change.

Televideo

910	$375.00
912C	$499.00
920C	$595.00
925C	$795.00
950	$795.00

Call for computers.

802	$Call
802H	$Call
816	$Call
806	$Call

Monitors

BMC 12" Green	$85.00
Amdek	
Color I	$168.00
Color II	$225.00
Color III	$399.00
Color IV	$425.00
13" Color	$349.00
Zenith 9" Green	$119.00

Modems

Hayes	
Smart	$239.00
Chronograph	$149.00
Micromodem II	$219.00
Micromodem 100	$329.00
Novation Auto	$239.00
D Cat	$149.00
Cat	$109.00
Anchor Mark	$79.00

New J. & Pa. residents add sales tax.

computer mail order east

CALL TOLL FREE **800-233-8950**

INTERNATIONAL CALLS AND IN PA. CALL (717) 327-9575

477 E. THIRD ST., WILLIAMSPORT, PA 17701

CIRCLE 139 ON READER SERVICE CARD

Searching Techniques

Edward Mitchell

"Steve, you really ought to use a hashing search," said Paul.

"What do you mean, 'hashing'?" Steve asked. "I had lunch for dinner last week. What are you talking about?"

"It's a search technique," answered Paul. "That program you've got running is driving the disk drive crazy." The floppy drive was humming and clicking rapidly. "Your program's reading every record in the file until it finds the right one."

"Well, just what would you do?" asked Steve, rather indignantly. "How else could I search this file?"

"There are several ways. In your case, hashing would work pretty well, since you have just one name per record and you don't care what order they are in."

"Okay," said Steve. "But how does it work?"

"Hashing converts the name into a number. Then it uses the number as the record number on the disk, so it reads the right record the first time."

"You mean you're not searching?" asked Steve.

"Most of the time," answered Paul. "It's just like magic — you tell it the name, and it reads the record — without searching."

Steve had several questions. He wondered, "How do you convert the name into a number? What if two names convert to the same number? And what about deleting names?" I will try to answer some of these here.

Searching arrays and tables for specific data records is a frequent operation on a computer. Search routines are needed in such diverse applications as electronic telephone directories, inventory and accounting systems, and Basic language computers. Often, a simple routine is created to perform a sequential search, where the program loops through all the entries in the table until it finds the desired record. But as the size of the table grows, from say less than 50 items to over several thousand, the time to do the search increases dramatically. In that case, our choices are to buy a faster computer or find a faster way of searching the list. For obvious reasons, the latter solution is preferred.

The first solution that comes to mind is seldom the best way to deal with any problem. There are several "algorithms" for searching through a table that are not so obvious. An algorithm is a precise set of rules to follow when solving a particular problem. In a way, an algorithm is a road map which shows us how to get from one point to another point. Frequently, if we study the geography carefully, a better route may become apparent.

One way to search a list of names is to begin at the beginning of the list and scan until finding a match or until reaching the end of the list.

The sequential search is certainly not the only way to search through a table of names in a disk file. In fact, there are numerous ways of performing a search on the computer. Two of them, binary searching and hashing, are both described here.

Even the basic sequential search can be improved by ordering the records so that the most frequently accessed records appear near the top of the list. Figure 1 compares the relative performance of these three table searching methods. The speed of the hashing method is relatively independent of the total table size. Instead, the hashing technique is limited by how "full" the table gets to be.

This is part 1 of a 4-part series. Parts 2 and 3 of the series examine data structures, the study of organizing information. By organizing data efficiently, difficult computing problems can become simple ones. New techniques can be applied to problems, as illustrated in Part 4, where we look at several sorting algorithms.

Part 4 describes the simple Bubble Sort, the first sorting technique learned by most programmers, then moves on to some of the special sorts, such as Quicksort, which can sort large amounts of data at high speed.

The Sequential Search

One way to search a list of names is to begin at the beginning of the list and scan until finding a match or until reaching the end of the list. This technique, known as a sequential search, is easy to understand and program. But for a long list, the sequential search can be time consuming. For example, a list of 100 names requires an average of 50 comparisons for a successful search. In the worst case, when the name for which we are searching does not exist, we must examine all 100 names before exhausting all possibilities.

Consider the short list of five names in Figure 2. To search this list for "DAMION," we begin by checking the name stored at NM1. Since "DAMION" does not match NM1, the search checks NM2. Detecting a second mismatch, the

$2495 PUTS YOU IN BUSINESS.

Introducing the MTI® BUSINESS Computer. We believe in offering you the best in complete, low cost computing.

- 90 Day Warranty
- One Year Extended Warranty Available
- Local Dealer Service
- TRS-80 Compatible

M.T.I. MOD III PLUS B/140. We have taken the basic MODEL III, expanded the memory to 48K and added our M.T.I. double density dual drive system. All M.T.I. BUSINESS computers include 4 Mhz speed-up for remarkable fast processing, a RS-232 Interface, Anti-Glare screen and cooling unit.

LOW PRICE. M.T.I. BUSINESS computers are priced from $2495. As an added incentive, we will give you a business software package **FREE** with the purchase of a MOD III PLUS BUSINESS computer. The software package has a retail value of $1588.00.

All of this for $2495.

OTHER MODELS AVAILABLE:

MOD III PLUS 240-B. Same as the MOD III-B/140 but has double storage capacity and dual headed 40-track drives.

MOD III PLUS 280-B. Has 1.5 megabytes storage and 2 dual headed 80-track double density disk drives.

FREE SOFTWARE ACCOUNTING PACKAGE

- ACCOUNTS RECEIVABLE
- ACCOUNTS PAYABLE
- GENERAL LEDGER
- INVENTORY/SALES MANAGER
- PAYROLL
- INCLUDES AUTO SELF-LEARNING CASSETTE
- GAMES
- EDUCATION SOFTWARE
- DOS PLUS 3.2

WORD PROCESSING

We are also offering a discount certificate enabling the purchaser to NEW SCRIPT by Pro Soft. With NEW SCRIPT you have complete word processing software.

CIRCLE 269 ON READER SERVICE CARD

MOD III/WINCHESTER-B. Our largest business computer system. 8.2 megabytes of storage. Includes a 7.5 megabyte WINCHESTER hard disk and 80-track dual head disk head.

OPTIONS:

- LETTER QUALITY PRINTER
- WINCHESTER CP/M 2.2

OVER 100 AUTHORIZED DEALERS
CALL 714-979-9923
for the dealer nearest you

WANT MORE?

For more information and a free catalog, write:
MICROCOMPUTER TECHNOLOGY INC.
2804 W. MACARTHUR, SANTA ANA, CA 92704

Name: _____

Company: _____

Address: _____

City _____ State _____ Zip _____

MICROCOMPUTER TECHNOLOGY INC.
2804 W. MACARTHUR, SANTA ANA, CA 92704
(714) 979-9923 · TWX 910-595-1942 MTI SNA

Figure 1. A comparison of three searching techniques. The graph shows that the hashing method is usually the fastest, requiring fewer comparisons than either the binary or sequential searches.

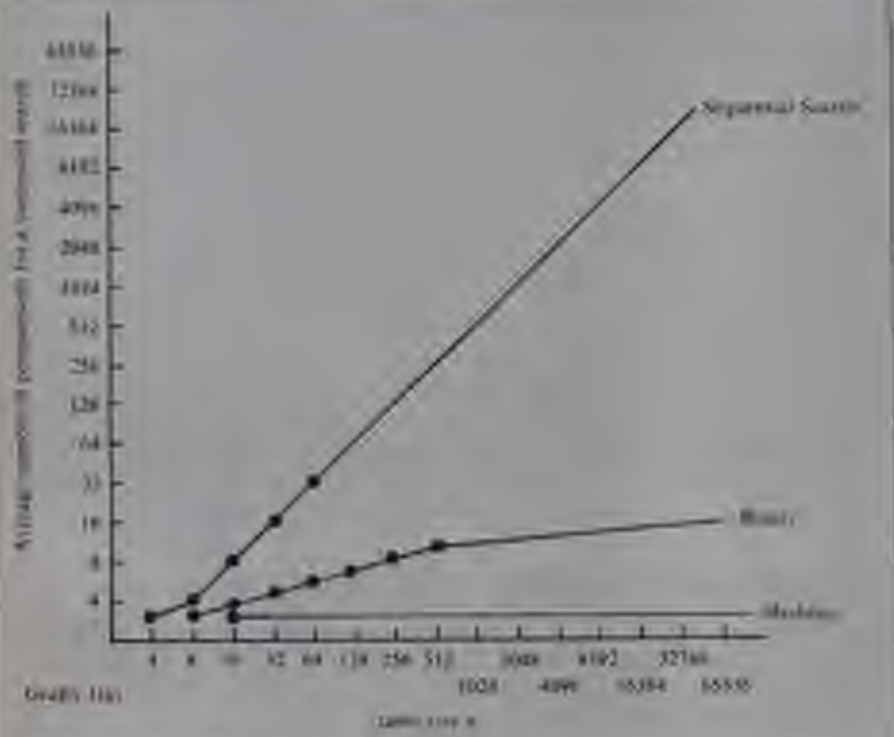

Graph 1(a) Data Points

n	Sequential # Comparisons	Binary # Comparisons	Hashing
4	2	2	
8	4	3	constant
16	8	4	at n/3.
32	16	5	
64	32	6	
128	64	7	
256	128	8	
512	256	9	
1024	512	10	
2048	1024	11	
4096	2048	12	
8192	4096	13	
16384	8192	14	
32768	16384	15	
65536	32768	16	

Figure 2.

(a) NS(1) = "JENNY" = "DAMION"
NS(2) = "GEORGE"
NS(3) = "DAMION"
NS(4) = "LISA"
NS(5) = "BARBARA"

(b) NS(1) = "JENNY"
NS(2) = "GEORGE" = "DAMION"
NS(3) = "DAMION"
NS(4) = "LISA"
NS(5) = "BARBARA"

(c) NS(1) = "JENNY"
NS(2) = "GEORGE"
NS(3) = "DAMION" = "DAMION"
NS(4) = "LISA"
NS(5) = "BARBARA"

The sequential search in action. This searching method begins a search for "DAMION" at the first name in the list and stops until it finds the name or reaches the end of the list. At (a) the algorithm checks the name at NS(1). Since NS(1) is not "DAMION" the search advances to NS(2) as shown in (b). "DAMION" is finally found in (c).

algorithm moves to NS(3) and finds the name "DAMION."

In general, a successful sequential search of a list with n entries appearing in random order will require an average of n/2 comparisons. The length of time required to perform the search is directly proportional to the size n. If the size of the list is doubled, the time to do the search also doubles. A list of 1000 names takes ten times longer to search than a list of 100 names.

Adding a new name to the list is simple. If we let N equal the number of names in the list, then set N = N + 1 and assign the new name to NS(N). Algorithm 1 defines the sequential search in a Basic-like language. Listing 1 presents a sample sequential search program, written in Advanced Basic on an IBM Personal Computer. All program examples in this series should also run on the Radio Shack TRS-80 Model II and the Osborne 1 and on other computers using Microsoft Basic. As shown in Listing 1, names are deleted from the list by locating the position of the name, sliding all of the remaining names down one place in the list, and setting N equal to N-1.

Algorithm 1 can be improved by a simple change that reduces the number of steps performed in the search loop.

Add Step 0:
Set NS(N+1) = S$
Remove Step 2.

All searches will now stop when reaching NS(N+1) and the actual execution time is reduced because only two statements, rather than 3 must be executed each time through the loop. As part of Step 3, a check must be made to see if I > N, in which case the algorithm should report that S$ was not found.

Improving the Sequential Search

If some names are searched for more often than others, we'll want those names to appear near the beginning of the list so they will be found fastest. If five names

Don't miss this exceptional money-saving opportunity!

The Computer Book Club offers you all the latest titles on hardware, software, theory, and applications, PLUS ready-to-run tapes and disks!

Select 6 fact-filled books for only $2.95 (Total Value to $117.70)

. . . and get Computerist's Handy Manual FREE!

FREE When you join . . .

List $3.50

7 very good reasons to try The Computer Book Club

Blue Ridge Summit, PA 17214

- **Reduced Member Prices.** Save up to 75% on books sure to increase your know-how.
- **Satisfaction Guaranteed.** All books returnable within 10 days without obligation.
- **Club News Bulletins.** All about current selections—mains, alternates, extras—plus bonus offers. Comes 13 times a year with dozens of up-to-the-minute titles you can pick from.
- **"Automatic Order."** Do nothing, and the Main selection will be shipped automatically! But . . . if you want an Alternate—or no books at all—we'll follow the instructions you give on the reply form provided with every News Bulletin.
- **Continuing Benefits.** Get a Dividend Certificate with every book purchased after fulfilling membership obligation, and qualify for discounts on many other volumes.
- **Extra Bonuses.** Take advantage of added-value promotions, plus special discounts on software, games, and more.
- **Exceptional Quality.** All books are first-rate publisher's editions, filled with up-to-the-minute info.

The Computer Book Club

Blue Ridge Summit, PA 17214

Please accept my membership in The Computer Book Club and send the 6 volumes circled below, plus a free copy of "Computerist's Handy Manual". I understand the cost of the books selected is $2.95 (plus shipping/handling). If not satisfied, I may return the books within ten days without obligation and have my membership cancelled. I agree to purchase 4 or more books at reduced Club prices during the next 12 months, and may resign any time thereafter.

934 936 237 338 984 1000 1050 1088 1141
1190 1183 1205 1251 1276 1277 1295 1318
1332 1350 1370 1380 1393 1394 1396 1397 1408

Name _____ Phone _____

Address _____

City _____

State _____ Zip _____

(Valid for new members only. Foreign and Canada add 20%. Orders outside U.S. or Canada must be prepaid with international money orders in U.S. dollars.)

This order subject to acceptance by The Computer Book Club. TC-901

CIRCLE 122 ON READER SERVICE CARD

Figure 3

(a)	(b)	(c)	(d)
(1) ALAN	(1) ALAN	(1) ALAN	(1) ALAN
(2) ALVIN	(2) ALVIN	(2) ALVIN	(2) ALVIN
(3) BARBARA	(3) BARBARA	(3) BARBARA	(3) BARBARA
(4) CHARLIE	(4) CHARLIE	(4) CHARLIE	(4) CHARLIE
(5) DAMION	(5) DAMION	(5) DAMION	(5) DAMION
(6) DARLENE	(6) DARLENE	(6) DARLENE	(6) DARLENE
(7) ERIC	(7) ERIC	(7) ERIC	(7) ERIC
(8) ERIKA	(8) ERIKA	(8) ERIKA	(8) ERIKA
(9) GEORGE	(9) GEORGE	(9) GEORGE	(9) GEORGE
(10) JOHN	(10) JOHN	(10) JOHN	(10) JOHN
(11) LISA	(11) LISA	(11) LISA	(11) LISA
(12) MIKE	(12) MIKE	(12) MIKE	(12) MIKE
(13) NATHAN	(13) NATHAN	(13) NATHAN	(13) NATHAN
(14) PETER	(14) PETER	(14) PETER	(14) PETER
(15) RICHARD	(15) RICHARD	(15) RICHARD	(15) RICHARD

A "binary" search for "ERIC" starts in the middle of the list. Since "ERIC" is less than "ERIKA", the algorithm discards all names greater than "ERIKA" and concentrates on the first half of the list. In (b) the search has gone too far, so it doesn't have to search any names less than "CHARLIE." In (c), it is still looking in the list, so it advances one name and finds "ERIC" in (d).

800-SOFTWARE GETS YOU THE BEST FOR LESS

"PERFECT WRITER LIVES UP TO ITS NAME."

—Computer Software Reviews, June 14, 1982

$249

TO ORDER TOLL FREE 800-227-4587 IN CAL 800-622-0579

800-SOFTWARE

185 BERRY STREET SAN FRANCISCO, CALIFORNIA 94107

WE ACCEPT VISA-MASTERCARD-AMERICAN EXPRESS-C.O.D.

CIRCLE 198 ON READER SERVICE CARD

from a list of 100 are searched for 50% of the time, it makes sense to place these five names at the start of the list. Then we can expect 50% of the successful searches to be satisfied by the fifth comparison. If we assume that the remaining 95 names in the list are distributed randomly, a successful search will require about 27 comparisons, which is better than the 50 comparisons expected when the names appear in random order.

Since we may not know ahead of time which names will be searched for frequently, the technique is best used for tables that can be set up in advance to reflect the expected distribution of the search requests. But by using a data structure called a list, it is easy to create a self-ordering table that automatically orders the names by frequency of occurrence as names are added or referenced. List structures are described in the references given at the end of this article and in Parts 2 and 3 of this series.

The Binary Search

Using a binary search, the search time can be shortened, with the added benefit that if we increase the size of the table, the search time will increase at a much slower rate. The binary search takes its name from the way in which it repeatedly divides the table into two parts, until the desired record is located, or until each piece that is left to search can not be subdivided anymore. The binary search algorithm requires the names to appear in some sort of order. In our examples, the names are arranged alphabetically.

The binary search algorithm requires the names to appear in some sort of order.

Before studying the details of the binary search, we will run through a search to get a feel for how it works. Instead of starting the search at the beginning of the list, the binary search begins at the middle. To locate "ERIC" in the list shown in Figure 3, we compare "ERIC" to the name appearing in the middle of the list, "ERIKA." Since "ERIKA" is alphabetically greater than "ERIC," we can discard the entire half of the list with names greater than or equal to "ERIKA."

The binary search makes its next guess by checking the name that appears midway between the middle of the list and the beginning of the list. Comparing "CHARLIE" to "ERIC," we see that the search has gone too far. We can now eliminate all of the names that are equal to "CHARLIE."

Next, we examine the name in the middle of the interval running from "DAMION" to "ERIC" placing the next guess at location 6, or "DARLENE." Recognizing that there is only one possible space left to try, the search finds "ERIC" at location 7. For the list in Figure 3, the binary search will find the name or determine that it does not exist in four or fewer comparisons. The average successful search in a table of 16 names requires about three comparisons. This is fewer than the eight comparisons expected for the sequential search.

The binary search provides a solution with so few comparisons because it repeatedly divides smaller sets in half. After the first comparison, there are only eight possible locations left to check. Following the next comparison, only four locations remain. Each time through the list it divides the number of remaining names in half.

Finally, when the list cannot be split any further, the name is found or it doesn't exist in the list. Clearly, a search that eliminates one half of the list on the first comparison will be much faster than the sequential search.

Binary Search Performance

For a short list, like the one shown in Figure 3 with just 15 names, the saving in search time is negligible when compared to the sequential search. Besides, the actual time that the computer takes to search a short list is so small that it really makes little difference how long a particular search takes.

The computer overhead required for the additional comparisons and to do the arithmetic required of the binary search can actually make the binary search take longer than the sequential search when working with small lists. A theoretically fast algorithm may not be very fast at all when it is translated into a program running with the constraints of a real computer.

The binary search can also be optimized by ordering the table by frequency of occurrence.

But as the size of the list grows, the advantage of the binary search is apparent. For a list of up to 65535 names, the binary search guarantees fewer than 16 comparisons before terminating the search. That's two thousand times better than the average successful sequential search for the same list. The maximum number of comparisons required for any list of size n is equal to the integer base 2 logarithm of n, plus 1.

For those not familiar with logarithms, the number of comparisons is roughly equal to the number of times that n can be repeatedly divided by 2, while continuing to have an integer remainder (e.g. log 8 base 2=3, because 8/2=4, 4/2=2, and 2/2=1, hence three divisions).

Adding Names to the Ordered Table

Adding names to an ordered table is a time-consuming and inefficient process (see Algorithm 3). To add a name, we first search the table to see if it already exists. If it does, the algorithm reports an error. Otherwise, the binary search has stopped at the point where it should be added. So all the names that follow are shifted over one entry in the table and the new name is inserted.

For example, to insert "DAVID" into the list in Figure 4, we first call the binary search routine (Algorithm 2) to see if the name is in the table. Since the name is not in the table, we make a "hole" where the name should go. Algorithm 2 finishes the search with G having the value of the

ROBOT BATTLE
COSMIC INVADERS
GALAA ATTAK
SPACE WAR

COLOR COMPUTER

TRS-80

- The Best Games Available
- High Resolution Graphics
- Fast, Machine Language
- Extra Time Not Required
- $21.95 each, cassette
- $25.95 each, disk

GHOST GOBBLER

THE FACTS

HARDWARE
- 16K Color Computer $350
- Disk Drive 0 150
- Double Sided 80 Track Exp. Drive $350

MEMORY EXPANSION

- KEYS OF THE WIZARD $19.95
- STELLABORIT $9.95

FLEXPLUS DOS

Advantages of FLEXPLUS are:
- Best price anywhere
- Easy start up — just type "RUN FLEX"
- Allows you to use RS compatible disk files from FLEXPLUS
- All FLEX compatible software will run including INTERRUPT DRIVEN SOFTWARE
- NO HARDWARE MODIFICATIONS NEEDED
- Warranty will not be voided — no need to open computer
- Wide range of available software
- Requires Supercharger board
- $149.95 for FLEXPLUS, Editor/Assembler and Supercharger

SUPERCHARGER - Allows machine language access to all 64K RAM in a Series II PC board
No hardware mods. $39.95
DISK BASED EDITOR/ASSEMBLER MACROS CONDITIONAL ASSEMBLY will work with Supercharger $49.95

ORDERS ONLY TOLL FREE
800-426-1830
EXCEPT WA, PL, AK

SPECTRAL ASSOCIATES
143 HARVARD AVE.
Tacoma, Washington 98466
WRITE FOR COMPLETE CATALOG
(206) 565-8463
VISA OR MASTERCARD ACCEPTED

CIRCLE 341 ON READER SERVICE CARD

Scratch and bitter the location at which the name should be inserted.

Figure 4 illustrates the mission in which the name that follows "DARLENE" slides upwards in the array, and "DAVID" is inserted at location 4. Algorithm 3 may be improved by using "pointers" to strings, and then shifting pointers rather than strings. The concept of pointers is introduced in Part 2, and discussed further in Parts 3 and 4.

The binary search can also be optimized by ordering the table by frequency of occurrence. Using a "binary tree," the most frequently accessed name in the list appears at the center of the table so that it is always examined first in any search. Binary trees are described in Parts 2 and 3 of this series, and in several of the references at the end of this article.

Listing 2 is a set of sample subroutines to implement a binary search in Basic. Lines 1 to 999 are identical since they are the same as the lines shown in Listing 1. Subroutine 1000 adds the name SS to the table; subroutine 2000 searches the table for the name SS, returning the location in variable G, and subroutine 4000 defines the name at location G. The program should GOSUB 2000 before jumping to 4000 so that G will be set to the proper location.

Figure 4



Adding "DAVID" to an ordered table. After finding the correct position for the new name, all of the following entries are slided upwards in the list, as shown above. Then NM4) is assigned the value of "DAVID."

Figure 5

The "hash function" works like a magic box, converting the name "CHARLES" into a number that is also the location where "CHARLES" is kept in the list. Actually, no magic is involved. The hash function uses simple arithmetic to convert the characters into a number. Of course, more than one name may hash to the same number, producing a "collision."

Hashing

The best search would be a crystal ball that prophetically reveals the location of the name that we seek. Lacking a magic box, like the one in Figure 5, that given a name, simply outputs the correct location. Such a strategy is called "hashing." Literally turning the search name into a number that is the actual index of an entry of interest.

To see how hashing works, we invent a function HASHSTRING, which converts the string to an integer as follows:

Location = HASH (SS)

where SS is the name that we are looking for. A name is converted into a number by assigning a numeric value to each character in the name and then summing the values. We will equate the letter A with the number 65, the letter B with 66, and so on, up through the letter Z which has the value of 90. This letter-number correspondence is used because these numbers are the ASCII codes that the computer uses to represent characters internally. Most Basics have a function such as:

C = ASC (SS)

which returns the ASCII code of the first character in SS. For example, if SS = "D", then ASC(SS) will yield 68.

To produce the hash, the hash function sums the character codes for each of the characters in the string. For example, to hash "DOUG," the values for each of the characters are summed as follows:

D	O	U	G	Sum
68 +	79 +	85 +	71 =	303

"DOUG" has a hash value of 303.

The best search would be a crystal ball that prophetically reveals the location of the name that we seek.

Listing 1. The Sequential Search Technique

```
10 MAX=100
20 DIM NA$(MAX)
100 PRINT "ENTER: ADD LOOKUP PRINT DELETE QUIT ";
110 C$=INPUT$(1): PRINT C$
120 ON INSTR (1, "ALPQD", C$) GOSUB 190, 200, 300, 400, 500, 600
170 GOTO 100
190 REM ----------
191 REM - ADD NAMES
200 INPUT "ENTER NAME TO ADD ? ";N$
205 IF N$ = "" THEN RETURN
230 GOSUB 2000
240 IF F=0 THEN GOSUB 3000
250 IF F=1 THEN PRINT N$;" IS ALREADY IN THE LIST."; RETURN
260 IF F=2 THEN PRINT "TABLE IS FULL AT ";MAX;" ENTRIES."; RETURN
270 RETURN
300 REM ----------
310 REM - LOOKUP A NAME
320 INPUT "ENTER NAME TO LOOKUP ? ";N$
330 GOSUB 2000
340 IF B=0 THEN PRINT "NOT FOUND" ELSE PRINT "FOUND AT LOCATION ";B
350 RETURN
400 REM ----------
410 REM - PRINT OUT THE TABLE
420 GOSUB 5000
430 RETURN
500 REM ----------
510 REM - DELETE A NAME
520 INPUT "ENTER NAME TO DELETE ? ";N$
530 GOSUB 2000
540 IF F = 0 THEN PRINT "NOT FOUND" ELSE GOSUB 6000: PRINT "DELETED"
550 RETURN
600 REM - QUIT
610 GOTO 32767
1000 REM ----------
1010 IF N=MAX THEN F=2: RETURN ELSE F=0
1020 N = N + 1
1030 NA$(N) = N$
1040 RETURN
2000 REM ----------
2010 REM - LOOK UP A NAME
2020 B = 1
2030 IF B > N THEN F=0: RETURN
2040 IF N$ = NA$(B) THEN F=1: RETURN
2050 B = B + 1
2060 GOTO 2030
3000 REM ----------
3010 REM - PRINT OUT TABLE OF NAMES
3020 FOR I = 1 TO N
3030 PRINT NA$(I),
3040 NEXT I
3050 PRINT
3070 RETURN
4000 REM ----------
4010 REM - DELETE NAMES
4020 N = N - 1
4030 FOR I = B TO N
4040 NA$(I) = NA$(I + 1)
4050 NEXT I
4060 RETURN
32767 END
```

If the names are stored in an array defined as DIM NA$(100), then there is a slight problem. How do we access the number 301 as an index in NA$ when the index must be less than or equal to 100? To scale the hash value to the range 1 to 100, 301 is divided by 100 and the remainder of 3 is used as the actual hash value.

For example, if we define R as the remainder of X/Y, then (from Basic, we could write:

```
     R=MOD(X, Y)
or   R=X MOD Y
or   R=X/Y - INT(X/Y)*Y
```

To place "DOUG" in the hash table, NA$(3) is set to "DOUG". Later, when searching for "DOUG" the same hash index of 3 is produced, immediately finding the name at NA$(3).

Handling Collisions

A problem arises when we give the hash function another name that hashes to location 3. For example, the name "DEB" also hashes to 301.

```
H      F      B      Name
66  +  66  =  66  -  301
```


WE REGRET—

WE CAN NO LONGER LIST ALL OF OUR PRICES

(that's how close we cut our margins)

But we still have great deals

COMMODORE 8032
$1065.00

And we now have a mega-value catalog for just a dollar. Call or write today

PHILADELPHIA COMPUTER DISCOUNT

P.O. Box 170
St. Davids, PA 19087

(215) 687-5840

MAIL ORDER PHONE

1-800-545-1289

CIRCLE 307 ON READER SERVICE CARD

Searching for software? Get creative computing

1982 Software Buyers Guide!

The new 1982 SOFTWARE BUYERS GUIDE from the Editors of Creative Computing gives you all the facts you need to make the right software purchasing decisions. The BUYERS GUIDE covers applications and systems software, with reviews of more than 150 programs! There's even a Directory of Manufacturers, cross-referenced to type of computer.

Get the information you need and save time, trouble and money. Get your copy of the 1982 SOFTWARE BUYERS GUIDE today!

Only $3.95!

Software Buyers Guide
P.O. Box 348
Bronxville, PA 19008

Mr./Mrs./Ms. _____
Address _____ Apt. _____
City _____
State/Zip _____

Listing 2. Binary Search Subroutines.

```
1000 REM ---------------------------------------------------------
1010 REM - ADD NAMES
1012 IF N=MAX THEN F=2: RETURN ELSE F=0
1015 N = N + 1
1020 FOR I = N TO B + 1 STEP -1
1030 NA$(I) = NA$(I - 1)
1040 NEXT I
1060 NA$(B + 1) = SN$
1070 RETURN
2000 REM ---------------------------------------------------------
2010 REM - LOOK UP A NAME
2020 L = 1: R = N
2030 B=INT((L+R)/2)
2040 IF R < L THEN F = 0: RETURN
2050 IF SN$ = NA$(B) THEN F = 1: RETURN
2060 IF SN$ < NA$(B)  THEN R = B - 1 ELSE L = B + 1
2070 GOTO 2030
3000 REM ---------------------------------------------------------
3010 REM - PRINT OUT TABLE OF NAMES
3020 FOR I = 1 TO N
3030 PRINT NA$(I),
3040 NEXT I
3050 PRINT
3070 RETURN
4000 REM ---------------------------------------------------------
4010 REM - DELETE NAMES
4020 N = N - 1
4030 FOR I = B TO N
4040 NA$(I) = NA$(I + 1)
4050 NEXT I
4060 RETURN
5000 REM ---------------------------------------------------------
5010 REM - QUIT
32767 END
```

Listing 3. The Hashing Technique.

```
1000 REM ---------------------------------------------------------
1010 REM - ADD NAMES
1030 IF N >= MAX - 1 THEN F = 2: RETURN
1040 N = N + 1: F = 0
1050 GOSUB 6000
1060 IF NA$(H) = "" OR NA$(H) = "*" THEN NA$(H)=SN$: RETURN
1070 H = H - 1
1080 IF H = 0 THEN H = MAX
1090 GOTO 1060
2000 REM ---------------------------------------------------------
2010 REM - LOOK UP A NAME
2020 GOSUB 6000
2030 IF NA$(H) = "" THEN F = 0: RETURN
2040 IF NA$(H) = SN$ THEN F = 1: B = H: RETURN
2050 H = H - 1
2060 IF H = 0 THEN H = MAX
2070 GOTO 2030
3000 REM ---------------------------------------------------------
3010 REM - PRINT OUT TABLE OF NAMES
3020 FOR I = 1 TO MAX
3030 IF LEN(NA$(I)) > 0 THEN IF NA$(I) <> "*" THEN PRINT NA$(I),
3040 NEXT I
3050 PRINT
3070 RETURN
4000 REM ---------------------------------------------------------
4010 REM - DELETE NAMES
4020 NA$(H) = "*"
4025 N=N-1
4030 RETURN
5000 REM ---------------------------------------------------------
5010 REM - QUIT
5020 GOTO 32767
6000 REM ---------------------------------------------------------
6010 REM COMPUTE H = HASH (SN$)
6020 H = 0
6030 FOR I = 3 TO LEN (SN$)
6040 H = H + ASC(MID$(SN$,I,1))
6050 NEXT I
6060 H = H MOD MAX + 1: REM H = REMAINDER OF H/MAX
6070 RETURN
32767 END
```

The hash of 203 is scaled to the range of 1 to 100 giving it the value of 3. On checking NA$(3), we see that the name "DOUG" is already in the table. The algorithm detects a "collision" whenever two or more names hash to the same location. There are several ways of dealing with collisions, but only the simple method is shown here.

When "DEB" hashes to an index that is already used, the algorithm decrements the hash value and tries the next entry at location 2. If NA$(2) is not in use then the algorithm uses NA$(2) for "DEB." But in the case that NA$(2) is already used, the algorithm decrements the index again. The hash index continues to decrement until a free entry is found. Upon reaching 0, the index "wraps around" to 100 and continues decrementing until finding a free spot in the table.

In the worst case, the hashing algorithm can degenerate into a sequential search of the list, looking for the next to the last free spot. For this reason, a hash function should tend to eliminate collisions and avoid any tendency for names to cluster about a particular area within the table. For maximum efficiency, the table *should* never fill up to more than about 80% of its maximum size.

At about 80% of table capacity, the hashing method will require about three comparisons for a successful search, irrespective of the table size. For an unsuccessful search, even in a large table, only 13 comparisons are expected.

Searching the Hash Table

When searching for "DEB," the same process that was used to add "DEB" to the table is repeated. "DEB" is hashed to location 3. Finding a mismatch, the index value is decremented to 2 and the name is found.

The search finishes when the algorithm finds the name or when the index points to an unused slot in the table. If the name doesn't appear in the table and there are no unused slots, then the search will loop indefinitely. Therefore, a table of size N can only hold N-1 names; there must always be at least one empty slot in the table.

Removing Hash Entries

Deleting names from the hash table is not as simple as it first appears. For example, if we remove the name "DOUG" from location 3, the first time that we search for "DEB," we'll hash to location 3, and seeing it empty, conclude that "DEB" is not in the table. To solve this problem, we mark location 3 as "deleted," rather than unused, so that the search will correctly continue on to location 2.

Listing 3 shows the addition, deletion and searching of data records in a hash table. As with the previous listings, SN

Complete line of MECC software for Apple computers now available...

Educational Excellence

creative computing software

Excellent educational software is the exception rather than the rule.

Excellence in educational software is not easy to achieve.

Many years ago, a group of people from the Computer Concepts Company, decided they have finally found a formula for providing good software. It took them years, but they finally came up with the following checklist.

Tough Criteria

Good educational software isn't quite much more than specific objectives in the teaching learning process. It must motivate and hold the attention of the students. It must hold and keep the group involved so that the mode of learner (students) is most be "open friendly". As does the knowledge and student. And it must be complemented by clear support, follow-up worksheets and all the material resources to run it effectively.

At the outset

Tough criteria which MECC has met.

The Minnesota Educational Computer Consortium (MECC) was founded in 1973 with the goal of extending the benefits of computers to every school in the state. Over the years, MECC has developed innovations for finding and producing programs from consultations throughout the state.

Few Programs Qualify

Before a program is accepted for the MECC library, it is subject to specific criteria. For example:

1) Accuracy - is all spelling and grammar correct? Does each question provide for a correct and acceptable response?

2) Relevance - is the material appropriate for the level and subject? Is the degree of difficulty and action of the program? Is the relationship of the word material appropriate?

3) Clarity - Are explanations and directions sufficient, clear and straightforward? Is the presentation well formatted?

4) Graphics - Are the graphics appropriate and sufficient in quantity?

These criteria include documentation, function, programming, and the use. Similar criteria are applied for the documentation. This ensures that the teaching level is appropriate, that directions are sufficient and that presented materials are complete.

What this all means is that the educational software packages from MECC are among the best available on a whole. They are packaged with clear, concise teaching notes and documentation.

Now the MECC software library is available for both Apple and Apple computers through Creative Computing Software.

MECC software is currently available only on disk for the Apple II. As does not support DOS 3.2 and requires a minimum 32K memory and Applesoft in ROM or an Apple II Plus.

Software listing is further used the Apple series provided in communications card.

Apple Demonstration Diskette
MECC 101 $19.95

A sample of the different kinds of applications available on the MECC diskette is shown. The software demonstrates apple sounds in and graphics, national, computation, problem solving, and worksheet generation. Complete have menus, operation manuals, studies, sequential, and reading and mathematics are provided.

Elementary—Volume 1 (Mathematics)
MECC 102 $24.95

This is a elementary diskette containing programs to be used in the elementary mathematics curriculum. Content of lesson units as BAGELS, TANGRAM and NUMBER, and and matrix programs such as FIXED DRILL, DECIMAL and DIVIDE, and programs such as HOW TO MAKE EXTENDED METRIC LENGTH and METRIC 2 are included on the diskette.

Elementary—Volume 2 (Language Arts)
MECC 103 $24.95

The teacher can enter name or spelling words in the computer and have them used by the program SPELL, which gives students on the spelling which which contains the word in a set up order, or RANDOM FIRE, which will create a word find puzzle for the teacher to discover. If words and definitions are entered, a CROSS WORD game can be generated or a HANGMAN GAME can be played. Two other programs included in this diskette are TALK, a program designed to introduce students to the computer, and AMAZE, which plots an amusement maze. Several programs are included on one diskette.

Elementary—Volume 3 (Social Studies)
MECC 104 $24.95

The set name has 3 parts EL GRO PLANTS SELL LEMONADE and BICYCLES which appears on the ELEMENTARY VOLUME 3 diskette can be used to teach elementary economics to students in grades 3 to 6. Also, set around Sunday on the 3 CITY, war with STATES and STATES diskette and provide on the location of states in the U.S. and their capitals.

Elementary—Volume 4 (Mathematics, Soil Science)
MECC 105 $24.95

Two mathematics programs ESTIMATE and MATHGAME provide two activities in estimating and basic facts. Food chains fashion be studied through DOLLS LAKE while DOLLS WOOD deals with food chains in an area. SOLAR DISTANCE teaches the concepts of distances in space and offers provides a formula on consideration.

Elementary—Volume 5 (Language Arts)
MECC 106 $24.95

ELEMENTARY—VOLUME 5 deals with the reading concept of prefixes. The diskette contains two lessons, which can be the prefixes of PR RE CO, PRE, and IN. Two review drills DRAGON FIRE and FIG AFR is also included on the diskette.

Elementary—Volume 6 (Social Studies)
MECC 107 $24.95

Diskette contains CRO CON JONGLER and TURE are included in the ELEMENTARY—VOLUME 6 diskette. Along with these programs are ROMAN which teaches Roman numbers and SUMER, a simulation on ancient Sumeria.

Special Needs—Volume 1 (Spelling)
MECC 117, $24.95

This diskette is designed to drill learning-disabled students or frequently misspelled primary and intermediate words. Students answer problems by either using the same numbers, the same diskettes or any key on the keyboard.

Science—Volume 2 (Senior High)
MECC 108 $24.95

Many of the programs this diskette were developed by Minnesota teachers. RUST, which deals with the use of pesticides, and CELL MEMBRANE, in which the user takes the part of a cell membrane, can be used in biology classes. DNA, gives user remedial help, demonstrating DNA'S law while COLLIDE demonstrates the collision between two bodies. Telecom deals with the development of a small group. NUCLEAR DISTANCE (nuclear reactions) deals in long present radioactive decay. CIRM and NAGAM build angles and programs on a coordinate system.

Science—Volume 1 (Middle School)
MECC 109 $24.95

This file program through the use of the electronic graphics shows the following system of up fish. Simulations like DOLLS LAKE which is used to improve food chains, DRA which teaches about conservation, and DUNES which simulates sand dunes and on the Seashore MINERALS can be used in the area of earth science to identify (5) minerals by having students perform simple tests.

Mathematics—Volume 1 (Senior High)
MECC 110 $24.95

SHAPES, Shapes, COMP and WALKS are each suggests logic while teaching the concepts of plotting points in single measurements. ALGEBRA provides a set and practice of solving equations. These programs on the diskette can be used in plotting equations on a grid. TEORY which is designed for use in ninth grade with basic functions. POLYGRAPH which will plot any equation on a rectangular coordinate system and POLAR which plotting functions in polar coordinates.

Arithmetic—Volume 1
MECC 111 $24.95

Automatically teaches the basic concepts by viewing curves from two dimensional. The first method deals with the "square concepts" of arithmetic, geometric, and hyperbolic curves. Curve matching strategies are presented to provide an aesthetic view of geometric shapes. The second method uses a mathematical approach and defines a curve on the interaction of power with a power. The program includes provided worksheets and classroom ideas.

Teacher Utilities—Volume 1
MECC 112 $24.95

The TEACHER UTILITIES diskette is designed to aid the teacher and school not for use by the student unless the teacher allows it. The program allows the teacher to run a list of questions which can be used either by the REVIEW program or the TEST GENERATOR program. The teacher can use some CROSSWORD puzzles, WORD FIND puzzles, BLOCK LETTER puzzles, and SCRAMBLE using the program. FREQUENCY and PERCENT can be used to calculate grades which is the further analysis. A printer is needed to run all the programs on this diskette.

Programmer's Aid—Volume 1
MECC 113 $24.95

The PROGRAMMER'S AID diskette provides help for the programmer. The programs to be used in APPLESOFT and BASIC are in the MECC header. Programs that work with text files including TEXT EDITOR, TEXT EDITOR, CONVERTING EDITOR, and TEXT LIST along with programs to move and copy text, BINARY FILE INFO, BINARY FILE COPY are included. Two programs TABLES and MERGE allow the user to create, change and merge program files for use in a program. A high GRAPH will tell the amount of memory available while MOVE MEMORY will move memory and locate control character. STATUS will put the system information on screen for audio, graphics, hi-res text or text with a warning on which sound being created or already created.

MECAI—Volume 1
MECC 121 $49.95

Mining Computer Integrated Computer and Accounting System requires dual disks and 192 characters worth memory. The MECAI computer is a mining system provides a system to provide with automated accounting systems. The package consists of four integrated systems: (1) general accounting, (2) accounts payable, (3) accounts receivable, and (4) inventory control.

Shape Tables—No. 1
MECC 124 $24.95

The SHAPE TABLES diskette is made up two of 127 images that can be manipulated in a user's program. Also provided are aids needed to work with shape tables.

Prices effective through September 15, 1982.

Mail to: Creative Computing Soft. ORD
39 East Hanover Avenue, Morris Plains, NJ 07950

Please send me the software packages listed below:

Item No.	Quantity	Unit Price	Total Price
Sales Tax and Extra postage			

Payment Enclosed $ _____
(NJ residents add 5% sales tax. Purchase order accepted over $100 on the billing line.)

Charge my:
☐ American Express
☐ MasterCard
☐ Visa

Card No. _____ Exp. Date _____

Signature _____

Mr.
Mrs.
Ms. _____

Address _____

City, State, Zip _____

CHARGE ORDERS: For your convenience PHONE TOLL FREE in

Algorithm 1
Sequential Search Algorithm

Let N$(i) be an array of character strings containing the list of names to be searched. Let N be the number of names in N$(). Example: If there are five names, then they appear in N$(1) through N$(5), and N is equal to five. Let S$ be the name for which the algorithm is to search. I is used to keep track of the current position in the list.

Step	Action
1)	S(I) = 1
2)	IF I > N THEN terminate search, S$ not found
3)	IF S$ = N$(I) THEN terminate search, S$ found at location I
4)	Set I = I + 1 and GOTO Step 2

Algorithm 2
The Ordered Table Binary Search

Let N$() be an array of names appearing in alphabetical order. Let N be the number of names in the list. Let L mark the lowest bound of the interval of names to look at, and let R mark the upper bound. Let G be the "guess" appearing midway between L and R. S$ is the name to be searched for in table N$().

Step	Action
1)	Set L=1 and R=N These are the initial bounds of the interval.
2)	G = INT (L + R/2) Make a guess midway between L and R.
4)	IF S$ = N$(G) THEN terminate search. S$ found at G
5)	IF S$ < N$(G) THEN R = G-1 ELSE L = G + 1 Set new boundaries.
6)	GOTO Step 2

Algorithm 3
Inserting a New Name Into An Ordered Table

N$(), S$, N, and G are the same as for Algorithm 2. I is a dummy variable used as a FOR/NEXT loop control value.

Step	Action
1)	Perform Algorithm 2.
2)	If S$ was found then terminate with an error — the name already exists in the table
3)	N = N + 1
4)	FOR I = N TO G + 1 STEP - 1 N$(I) = N$(I-1) NEXT I Shift the names over one place in the table.
5)	N$(G+1) = S$ Place the name into the table.

Algorithm 4
Searching the Hash Table

Let S$ be the name to search for in the table of names N$(). The function HASH() is as described in the text. S is equal to the size of the array N$().

Step	Action
1)	H = HASH (S$)
2)	IF N$(H) = "" THEN exit, S$ was not found
3)	ELSE IF N$(H) = S$ THEN exit, S$ found at location H
4)	H = H-1 Decrement and try next position
5)	IF H = 0 THEN H = S
6)	Goto Step 2

Algorithm 5
Adding New Names to the Hash Table

S is equal to the maximum table size - 1. For example, if MAX = 100, then S = MAX - 1, or 99.

Step	Action
1)	IF N = S THEN error, the table is full
2)	N = N + 1 Increment total entries
3)	H = HASH (S$) Compute Hash
4)	IF N$(H) = "" OR N$(H) = "*" THEN N$(H) = S$. Exit with the name inserted
5)	H = H-1 Collision occurred, so decrement
6)	IF H = 0 THEN H = S
7)	Goto Step 4

Algorithm 6
Deleting Names From the Hash Table

Step	Action
1)	Call Algorithm 4
2)	If S$ was not found then error Else N$(H) = "*". Mark it as deleted.

holds the name to add to or search for in the table. To delete a name, call subroutine 2000 and verify that the name exists and then GOSUB 8000 to actually delete it.

It is not necessary to sum all of the characters in the name. If you know that there are only a few names, you might form the hash from just the first few characters of each name. This technique is very useful in a compiler or interpreter's keyword symbol table, or as a command navigator in a program. As an example, consider a small Basic interpreter having the keywords IF, THEN, GOTO, GOSUB, FOR, NEXT, RETURN, PRINT, and INPUT. If we hash all of these keywords by their first letter, the only collision that occurs is between GOTO and GOSUB.

Summary

Algorithms describe the precise set of rules that a computer follows in order to solve a problem. The sequential search algorithm is just one of many methods available for searching through an array or file of records. The binary search and hashing algorithms show that big improvements can be made in a simple problem like searching a table of names. And of course, there are many more algorithms and still more variations on each.

Programs spend a large part of their execution time manipulating data structures. Therefore, our programs should use the best methods available to organize information within the memory of the computer. Parts 2 and 3 of this series expand on the subject of data structures and show how "lists" and "trees" can be programmed in Basic.

Part 2 presents the design of a simple data base system used to produce genealogical pedigree charts. The program source, written in Basic, will appear in Part 3. Part 4 concludes the series with a look at five different sorting methods, including the fast Shellsort and Quicksort algorithms.

References

Gotlieb, C. C., and L. R. Gotlieb, *Data Types and Structures*, Prentice-Hall, Inc., Englewood Cliffs, NJ, 1978.

Knuth, Donald E., "Algorithms," *Scientific American*, April 1977, Vol. 236, No. 4, p. 63.

Knuth, Donald E., *The Art of Computer Programming: Sorting and Searching*, Addison-Wesley Publishing Co., Reading, MA, 1973.

Standish, Thomas A., *Data Structure Techniques*, Addison-Wesley Publishing Co., Reading, MA, 1980.

Tenenbaum, Andrew S., *Structured Computer Organization*, Prentice-Hall, Inc., Englewood Cliffs, NJ, 1976. □

TRS-80™ by RADIO SHACK - BUY DIRECT-DISCOUNT PRICE

★

MICRO MANAGEMENT SYSTEMS INC.

It's simple - we have been in in the Computer Business since 1978. We know how to SAVE YOU MONEY! Call us

We Are The BEST In The U.S.

BUY DIRECT

TRS-80™
PERSONAL COMPUTERS
PRINTERS
SOFTWARE

commodore
CENTRONICS PRINTER

Smith-Corona
DAISY WHEEL

****DISCOUNT****

We offer you the total package. . .

—SATISFACTION - thousands of satisfied customers since 1978!
—PRICE - consistently offer the best value!
—HONESTY - no gimmicks, no worry - mail order ease!
—INVENTORY - large, full line to assure fast delivery!
—RELIABLE PRODUCTS - backed by major Name Brand manufacturers!
—ALL U.S.A. SHIPMENTS - are fully insured against damage or loss!
—TOLL FREE PHONES - doesn't cost you a penny to call us!

CALL US TOLL FREE FOR YOUR DISCOUNT PRICES!

WRITE FOR FREE CATALOG

All **TRS-80** Equipment is Pure Radio Shack Factory Built. Free copy of Radio Shack Warranty available upon request.

MICRO MANAGEMENT SYSTEMS, INC.
PARCEL DIVISION - DEPT. NO
2800 Thomasville Road East
Cairo, Georgia 31728
GA. & INFO 912-377-7120

ORDER
TOLL FREE
1-800-841-0860

CIRCLE 167 ON READER SERVICE CARD

Atari Diskfile Tutorial

Jerry White

Many new computer owners are anxious to learn how to write their own useful programs. After reading the literature packed with the machine, the new owner is often overwhelmed. Realizing that one does not learn any programming language overnight, a seemingly endless period of trial and error usually follows. The "hacker" is often seen burning the midnight oil and arguing with a defenseless TV or monitor.

If he perseveres long enough, reasonably simple programs are written. The new programmer is now ready for bigger and better things.

Assuming he has a disk drive, our "hacker" gains experience with DOS and the loading and saving of programs. Now he is ready to write a database program.

The datafile may consist of a simple list of record albums for a start, to be followed by the inevitable Personal Finance System. If you are at this point in your programming career, or think you might be in the near future, read on.

Start with something very simple. Don't try to write that financial package yet. There is much to learn first about file structure and I/O. I/O stands for Input/Output. Input is data being read by a program. Output is data being created by a program. A file consists of one or more records, and a record is an item within a file. Records may be broken down further into fields. We will be using simple records containing a single 20-character field as our record, and create a sample 10-record datafile.

To understand data processing techniques, it is often easier to grasp reality than it is to learn by reading. I have found that doing is the best way to learn, and that Atari Basic can be easy to understand if it is explained in English.

Atari Basic allows variable names of any length, plus REM or remark statements. Remarks or comments within a program help identify routines and explain exactly what the program is doing.

Meaningful variable names also make program reading much easier. For example, the sample Diskfile program uses the variable RECNUM to store the current total of records. RECNUM is an abbreviation I used to mean record number. So why didn't I use the variable RECORDNUMBER you ask? RECNUM is a compromise between that 12-letter name and the other extreme which could have been R.

The RECNUM variable is used often. The tradeoff is readability against the programmer's keystrokes and sometimes program efficiency. If R is used instead of RECORDNUMBER, and that variable is used ten times, using R saves 110 keystrokes. In a tutorial program such as this one, RECNUM is the acceptable compromise.

The Diskfile tutorial program demonstrates many of the common functions required in a simple database type program. By using the program and studying the program code, you will learn how datafiles may be handled in Atari Basic.

```
0 REM FILES (c) 1981 by Jerry White
1 REM ATARI DISKFILE TUTORIAL DEMO
2 REM
100 DIM DRIVE$(3),FILE$(12),DRIVEFILE$(15),RECORD$(101),ANSWER$(1)
110 DIM SECTOR(20),BYTE(20),DIRECTORY$(20):REM DIMENSION STRINGS AND ARRAYS
111 REM
120 GRAPHICS 0:POKE 82,2:POKE 83,39:REM CLEAR SCREEN AND SET MARGINS
130 POKE 201,0:REM SET PRINT TAB WIDTH TO 5 SPACES
140 ? :? "TYPE OPTION NUMBER THEN PRESS RETURN"
150 ? :? ,"(1) CREATE A DISK FILE":REM GOTO 1000
160 ? :? ,"(2) READ A DISK FILE":REM GOTO 2000
170 ? :? ,"(3) ADD TO A DISK FILE":REM GOTO 3000
180 ? :? ,"(4) UPDATE A DISK FILE":REM GOTO 4000
190 ? :? ,"(5) DISPLAY DISK DIRECTORY":REM GOTO 5000
200 ? :? ,"(6) END PROGRAM":REM GOTO 9140
210 ? :? ,"YOUR CHOICE";:GOSUB 7000
220 TRAP 8000:LINE=120:NUMBER=&:NUMBER=VAL(ANSWER$)
230 IF NUMBER<1 OR NUMBER>6 THEN GOTO 8000
240 ON NUMBER GOTO 1000,2000,3000,4000,5000,9140
250 REM
1000 LINE=6100:GOSUB 7100:TRAP 9100:GRAPHICS 0
1010 CLOSE #1:OPEN #1,8,0,DRIVEFILE$
1020 ? :? "CREATING ";DRIVEFILE$;? ,RECORD$="1234567890"
1030 FOR DEMO=1 TO 10
1040 ? #1;RECORD$
1050 ? "WRITING RECORD NUMBER ";DEMO
1060 NEXT DEMO
1070 ? :? "10 RECORD DEMO FILE CREATED"
1080 ? :? "CLOSING ";DRIVEFILE$
1090 CLOSE #1
1100 GOTO 6100
```

Jerry White, 38 Hickory Lane, Levittown, NY 11756.

WE WILL NOT BE UNDERSOLD

SOFTWARE

MICROPRO	
Wordstar	$299.00
MailMerge	$99.00
Customization Notes	$200.00
SpellStar	$179.00
DataStar	$180.00
CalcStar	$199.00
MICROSOFT	
Basic Interpreter	$249.00
Basic Compiler	$395.00
Fortran 80	$429.00
Cobol 80	$695.00
DATA BASE	
PRISM	$595.00
Allsoft II	$595.00

NEW! IBM PC SOFTWARE NEW!

INFORMATION UNLIMITED	
Easy Writer	$295.00
Easy Speller	$149.00
Easy File	$219.00
VISICORP	
Visicalc 64K	$199.00
Visicalc 256K	$590.00
MICROPRO	
Wordstar	$399.00
MISCELLANEOUS	
Supercalc (by Sorcim)	$295.00
Supercalc (by Sorcim)	$395.00
Home Accounting Plus	$119.00
ENTERTAINMENT	
Deadline	$39.00
Temple of Apshai	$29.00
Curse of Ra	$15.99
Call For More IBM Software And Accessories	

DISK DRIVES

CCI 100 for the TRS-80 Model 1	
5¼ 40 track	$299.00
CCI 199 for the Zenith Z-89	
5¼ 40 track	$379.00
CORVUS 5M with Mirror	$2099.00
CORVUS 10M with Mirror	$4499.00
CORVUS 20M with Mirror	$6399.00
CORVUS Interface	CALL
NANA SYSTEMS add-on Disc Drive for the Apple II	
Elite One 40 Track	CALL
Elite Controller	CALL

DISKETTES

Maxell 5¼ single side	$39.00
Maxell 8 single side	$49.00
Maxell 5¼ double side	$45.00
Maxell 8 double side	$55.00
BASF 5¼	$29.95
BASF 8	$39.00
Verbatim 5¼	$29.95
Verbatim 8	$36.00
Wabash 5¼	$24.95
Wabash 8	$29.95

IBM PC ACCESSORIES

MPI Card by Microsoft	$495.00
Joystick by TEC	$49.00
128K Card	$575.00
192K Card	$675.00
256K Card	$895.00
256K Combo by AST	$1095.00
Combo Card by Apparat	$249.00
Call for more IBM PC add-ons	

For fast delivery, send certified checks, money orders, or call to arrange direct bank wire transfers. Personal or company checks require one to three weeks to clear. All prices are mail order only and are subject to change without notice. Call for shipping charges.

APPLE SOFTWARE

MICROPRO	
Wordstar	$375.00
MailMerge	$95.00
SpellStar	$140.00
DataStar	$180.00
CalcStar	$199.00
Supercalc I	$110.00
VISICORP	
VisiCalc	$199.00
VisiTerm	$79.00
VisiDex	$150.00
VisiPlot	$150.00
VisiFile	$199.00
VisiSchedule	$250.00
VisiTrend/Plot	$250.00
VisiTac	$530.00
MISCELLANEOUS	
Micro Courier	$219.00
Screenwriter II	$129.00
Executive Briefing System	$150.00
Supercalc	$199.00
Personal Filing System	$115.00
PFS Report Writer	$75.00
Word Handler	$150.00
CP/M Power	$50.00
ENTERTAINMENT	
Wizard and Princess	$29.00
Space Eggs	$29.00
Twerps	$25.00
Bum	$25.00
Castle Wolfenstein	$27.00
Bear Run	$25.00
Epoch	$32.00
Snowball	$27.00
Midnight Magic	$32.00
Warship	$40.00
Time Zone	$79.00
Jawbreaker	$20.00
Tuesday Morning Quarterback	$34.95
Crush, Crumble & Chomp	$34.95
Sidewinder (2 Pk)	$15.95
Morloc's Tower	$15.95
Star Warrior	$31.95
Space Attack	$23.95
Star Blazer	$24.95
Kabul Spy	$20.95
Cyclod	$23.95

APPLE ACCESSORIES

Z-80 Card by Microsoft	$315.00
16K Card by Microsoft	$150.00
32K Card by Saturn	$199.00
Keyboard Enhancer II by Video	$125.00
Videoterm by Vista	$299.00
Game Paddles by TG	$40.00
Joystick by TG	$40.00
Numeric Keypad by Keyboard Co.	$139.00
ALF II Voice Board	$159.00
ALF 3 Voice Board	$229.00
Screen Saver by Kensington	$75.00
Versacard by Prometheus	$224.00
6502 Card by Cognitronics	$399.00
Microbuffer II 16K w/graphics	$299.00
Microbuffer II 32K w/graphics	$299.00
APPLE INTERFACE CARDS BY CCS	
Serial Asynch. #7710	$135.00
Serial Synch. #7712	$149.00
Call for other CCS cards	
ADVANCE LOGIC	
Add-Ram 16K Card	$99.00
Z-Card CP/M for the Apple II	$279.00
Smartcom 80 Column Board w/Software	$245.00
The Synergizer	
All of the above plus "The CP/M Handbook"	$340.00

RAM

100 Ram Kit for Apple II 77000 200 nano seconds, 4116 chips	$17.50

COMPUTERS

ATARI	
Atari 800	$499.00
Atari 400	$369.00
Call For Prices On The Complete Atari Line	
CALIFORNIA COMPUTER SYSTEM	
Mainframe 2050s	$495.00
Z-80 CPU 2510s	$250.00
64K RAM 2355	$995.00
Floppy Controller 2422s	$350.00
ZENITH	
Z-89 48K	CALL
Z-90 64K	CALL
Call For Prices On The Complete Zenith Line	
Commodore VIC 20	$249.00
Casio FX700P Pocket Computer	$179.00

PRINTERS

NEC 7710 Serial	$2395.00
NEC 7720 IEEE	$2749.00
NEC 7730 Parallel	$2395.00
NEC 3510 Serial	$1550.00
NEC 3530 Parallel	$1550.00
NEC 4003 Dot Matrix 100cps	$639.00
Qume QT211 Letter Quality Daisy Wheel Printer	$1049.00
Parallel Only	$995.00
Epson MX-80	CALL
Epson MX-80FT	CALL
Epson MX-100	CALL
IDS 560	CALL
IDS Prism 80	CALL
IDS Prism 132	CALL
Okidata Microline 80	CALL
Okidata Microline 82A	CALL
Okidata Microline 83A	CALL
Okidata Microline 84	CALL
Centronics 739	$475.00
DataSouth 180 cps	CALL
Zenith Z-25 150 cps	CALL

MONITORS

Amdek 12" B&W	$119.00
Amdek 12" Color	$329.00
Sanyo 9" B&W	$135.00
Sanyo 9" Green	$140.00
Sanyo 12" B&W	$179.00
Sanyo 12" Green	$189.00
Sanyo 12" Color	$299.00
Zenith 12" Green	$109.00
Zenith 13" Color	$339.00
Electrohome 13" HI-RES Color Monitor	$699.00
Electrohome 13" Color	$549.00
Electrohome 12" B&W	$179.00
Electrohome 12" Green	$189.00
Electrohome 9" B&W	$149.00
Electrohome 9" Green	$159.00

SPECIAL OF THE MONTH
Sanyo MBC 1000 64K Computer
$1595.00

TERMINALS

ADDS Viewpoint	$495.00
Zenith Z-19	$679.00
Televideo 910	$595.00
Televideo 920	$779.00
Televideo 950	$849.00

TELECOMMUNICATIONS

Prentice Star Modem	$129.00
Novation Cat Modem	$139.00
Novation D-CAT	$149.00
Novation AUTO-CAT	$189.00
Novation APPLE CAT	$289.00
Hayes Smart Modem	$249.00
Hayes Micro-Modem	$295.00
Hayes Chronograph	$295.00

The CPU Shop

TO ORDER CALL TOLL FREE 1-800-343-6522

420-438 Rutherford Ave., Dept. KOAM, Charlestown, Massachusetts 02129

Hours: 9 AM – 9 PM (EST) Mon.-Fri. (Sat. 10-7)
Technical information call 617/242-3361

TWX- 710-348-1796

Massachusetts Residents call 617/242-3361
Massachusetts Residents add 5% Sales Tax

CIRCLE 150 ON READER SERVICE CARD

Once you have entered the program and corrected any typing errors, run through each of the options beginning with number one.

It is important to understand the terminology used here. CREATE means just that. In this case it means create from scratch. Note that the create routine actually begins at line 1000 and that line 1010 contains an OPEN command. The number 8 in that command means write only. If a file is opened using this variable, and a file with the exact same name is found on your diskette, the old file will be deleted automatically.

Using option two, a file is read from disk and displayed on the screen. This does not in any way alter the disk file.

Option three is used to ADD data to an existing disk file only. The term APPEND is often used in this case. In plain English, the term APPEND means, "add to the end of this file."

Option four is used to UPDATE the records of an existing file. This means you will alter, correct, or change a record. This procedure is a bit more complicated than the others since we do not know in advance which record the user may choose to update. The technique used in this demo program is known as Random Access Updating. An index consisting of SECTOR and BYTE locations is created and stored in an array. This gives us the exact spot at which each record begins.

Since we are using fixed length records of 20 characters each, we can read a specific record into a string, change it in the string, then rewrite the string onto the disk. This becomes a real time saver when many records must be updated in a large disk file.

Option five is used to READ and display a specific file called the DIRECTORY FILE. This DOS-generated file contains the table of contents of your diskette. This file is also known as the VTOC or Volume Table Of Contents. For display only, this routine does the same thing as DOS option A.

Although some error trapping has been built in, many possible error conditions are not corrected or fully explained by this program. Error trapping and human engineering account for a great deal of planning and program code. This is not a cop out on my part. I plan to cover this subject in a future article. The point here is to provide an example of diskfile handling. Accounting for all possible errors could easily double the size of the program.

That's about it for now. I suggest you use my program as is, then experiment by making minor changes and noting the results. When you're ready to write your own diskfile handling program, feel free to use these routines. □

```
1110 REM
2000 LINE=4100:GOSUB 7100:TRAP 9100:GRAPHICS 0
2010 CLOSE #1:OPEN #2,4,0,DRIVEFILE$:RECNUM=0:LINE=4100
2020 INPUT #2,RECORD$
2030 RECNUM=RECNUM+1
2040 ? "RECORD NUMBER ";RECNUM;
2050 ? ,RECORD$
2060 GOTO 2020
2070 REM
3000 LINE=3000:GOSUB 7100:TRAP 9100:GRAPHICS 0
3010 CLOSE #3:OPEN #3,9,0,DRIVEFILE$
3020 GRAPHICS 0:? :? ,"ADD RECORD(S) ROUTINE;"
3030 ? :? ,"ENTER 10 CHARACER RECORD"
3040 ? :? ,"OR JUST PRESS RETURN TO EXIT";? :GOSUB 6000
3050 RECLEN=LEN(RECORD$):IF RECLEN=0 THEN 3200
3060 IF RECLEN=10 THEN 3090
3070 FOR BLANK=RECLEN+1 TO 10:RECORD$(LEN(RECORD$)+1)=" ":NEXT BLANK
3090 PRINT #3;RECORD$
3100 ? :? "PRESS START TO ENTER ANOTHER RECORD"
3110 ? :? "PRESS OPTION FOR OTHER OPTIONS...";
3120 IF PEEK(53279)=6 THEN 3020
3130 IF PEEK(53279)=3 THEN 3200
3140 GOTO 3120
3200 ? :? :? ,"ADDING RECORD(S) TO DISK":CLOSE #3:GOTO 120
3210 REM
4000 LINE=4100:GOSUB 7100:TRAP 9100:GRAPHICS 0
4010 CLOSE #4:OPEN #4,12,0,DRIVEFILE$:LINE=4100
4020 ? :? ,,"CREATING INDEX":RECNUM=0
4030 NOTE #4,SECTOR,BYTE
4040 RECNUM=RECNUM+1
4050 SECTOR(RECNUM)=SECTOR:BYTE(RECNUM)=BYTE
4060 INPUT #4,RECORD$:? ," RECORD ";RECNUM,RECORD$
4070 ? ,"SECTOR=";SECTOR,"BYTE=";BYTE
4080 ? :GOTO 4030
4100 RECNUM=RECNUM-1
4110 ? :? "PRESS START TO UPDATE A RECORD"
4120 ? :? "PRESS OPTION FOR OTHER OPTIONS";
4130 IF PEEK(53279)=6 THEN 4200
4140 IF PEEK(53279)=3 THEN CLOSE #4:GOTO 120
4150 GOTO 4120
4200 GRAPHICS 0:REM RANDOM ACCESS RECORD UPDATE ROUTINE
4210 ? :? ,"DISKFILE CONTAINS ";RECNUM;" RECORDS"
4220 ? :? "ENTER RECORD NUMBER TO BE UPDATED";
4230 TRAP 4220:INPUT UPDATE:TRAP 40000
4240 UPDATE=INT(UPDATE):IF UPDATE<1 OR UPDATE>RECNUM THEN 4230
4250 POINT #4,SECTOR(UPDATE),BYTE(UPDATE)
4260 INPUT #4,RECORD$:? :? RECORD$
4270 ? :? "ENTER NEW RECORD #";UPDATE;:INPUT RECORD$
4280 RECLEN=LEN(RECORD$):IF RECLEN=10 THEN 4300
4290 FOR BLANK=RECLEN+1 TO 10:RECORD$(LEN(RECORD$)+1)=" ":NEXT BLANK
4300 POINT #4,SECTOR(UPDATE),BYTE(UPDATE)
4310 PRINT #4;RECORD$:? :? ,"RECORD HAS BEEN UPDATED"
4320 GOTO 4110
4330 REM
5000 GRAPHICS 0:POKE 201,10:? :? ,"  DISK DIRECTORY":? :TRAP 9100
5010 CLOSE #5:OPEN #5,6,0,"D:*.*":REM OPEN DISK DIRECTORY FOR ALL ENTRIES
5020 LINE=6100
5030 INPUT #5,DIRECTORY$
5040 ? ,DIRECTORY$
5050 GOTO 5030
5060 REM
6000 RECORD$="":POKE 764,255:REM RECORD STRING AND LAST KEY PRESSED=NULL
6010 INPUT RECORD$:RETURN
6020 REM
6100 FOR FILE=1 TO 5:CLOSE #FILE:NEXT FILE:REM CLOSE ALL FILES
6110 POKE 201,5:? :? ,"PRESS RETURN FOR OPTIONS";
6120 GOSUB 7000:GOTO 120:REM PAUSE TO READ SCREEN THEN GO TO OPTIONS
6130 REM
7000 ANSWER$="":POKE 764,255:INPUT ANSWER$:RETURN :REM 1 CHARACTER INPUT
7010 REM
7100 GRAPHICS 0:REM DRIVE NUMBER AND FILENAME INPUT ROUTINE
7110 ? :? "TYPE DISK DRIVE NUMBER (1-4)";:HIGHNUMBER=4:GOSUB 7000
7120 LINE=7110:TRAP 8000:NUMBER=VAL(ANSWER$):TRAP 9100
7130 IF NUMBER<1 OR NUMBER>4 THEN 8000
7140 DRIVE$="D":DRIVE$(LEN(DRIVE$)+1)=ANSWER$
7150 DRIVE$(LEN(DRIVE$)+1)=":"
7200 ? :? "TYPE FILE NAME";:INPUT FILE$:IF LEN(FILE$)=0 THEN 7200
7210 DRIVEFILE$=DRIVE$
7220 DRIVEFILE$(LEN(DRIVEFILE$)+1)=FILE$:RETURN
7230 REM
8000 ? :? "PLEASE TYPE A NUMBER FROM 1 THRU ";HIGHNUMBER:REM ERROR ROUTINE
8010 GOSUB 9000:GOTO LINE:REM GO BACK TO LINE NUMBER (LINE)
9000 ? CHR$(253);:REM RING ERROR BELL
9010 FOR COUNT=1 TO 300:NEXT COUNT:RETURN
9030 REM
9100 IF PEEK(195)=136 THEN GOTO LINE:REM ERROR WAS END OF FILE
9110 REM DISPLAY ERROR NUMBER AND LINE AT WHICH ERROR OCCURRED THEN END
9120 ? :? " ERROR ";PEEK(195);" AT LINE ";PEEK(186)+PEEK(187)*256
9130 LIST PEEK(186)+PEEK(187)*256:GOSUB 9000
9140 TRAP 40000:END :REM ELIMINATE ANY PREVIOUSLY SET TRAP AND END PROGRAM
```

810 Disk Drive $429.00

We also feature tremendous savings from:

Atari
Atari Program Exchange
Adventure International
Dynacomp
Quality Software
Avalon Hill
Epyx
Computer Constituents
P.D.I.
L.J.K.
Synapse
Datasoft
United Software
On-Line
O.S.S.

800 Computer 16K $639.00

Call or write for your FREE catalog.

Shipping costs:
Software - minimum $2.50
Hardware - prices will vary (please call)

Software Street
3392 Clipper Dr.
Chino, CA 91710
(714) 591-3081

CIRCLE 234 ON READER SERVICE CARD

COMPUTER KITS – FROM $69.95

LNW SEMI-KITS can save you hundreds of dollars. By obtaining your own parts at the lowest possible cost and assembling the **LNW SEMI-KITS**, you can have the most highly acclaimed microcomputer in the industry – the **LNW80**. The **LNW SEMI-KITS** are affordable modules. You can start with a model cassette system and expand to a full 4 MHz TRS-80 compatible system with 5 or 8 inch double density disks and color at any time.

A. LNW80 CPU – Made of high quality FR4 glass epoxy double sided circuit material, with plated through holes and gold edge connector. It is fully solder masked and silk screened. Here are just some of the outstanding features you will have when your **LNW80** CPU board is fully assembled: ● 16K RAM ● Color and black and white video ● 480 x 192 high resolution graphics ● 64 and 80 column video ● 4 MHz Z80A CPU ● Upper and lower case display ● 500 and 1000 baud cassette I/O – **$89.95**

B. SYSTEM EXPANSION – Expand the **LNW80** computer board, **TRS-80** and **PMC-80** computer with the following features: ● 32K memory ● Serial RS232C and 20MA port ● Real time clock ● Parallel printer port ● 5 inch single density disk controller ● Kickstarter bus (present printer port) ● Onboard power supply ● Solder masked and silk screened layout – **$69.95** (for pushed connections) – **$84.95** (gold plated contacts)

C. KEYBOARD – 78 key expanded professional keyboard – includes 12 key numeric keypad. Fully assembled and tested – **$95.95**

D. COMPUTER CASE – This stylish instrument quality cold rolled case and hardware kit gives your **LNW80** that professional factory built appearance – **$54.95**. Add $10.00 for shipping.

E. SYSTEM EXPANSION CASE – This stylish instrument quality cold rolled case and hardware kit gives your **SYSTEM EXPANSION** interface that professional factory built appearance – **$49.95**. Add $10.00 for shipping.

F. LNW80 CPU – HARD TO FIND PARTS KIT – **$62.00**

G. LNW80 VIDEO – HARD TO FIND PARTS KIT – **$31.00**

H. SYSTEM EXPANSION – HARD TO FIND PARTS KIT – **$37.00**

I. LEVEL II ROM set (8 chips set) – **$100.00**

VISA and **MasterCard** accepted. Add $3.00 for shipping (plus $1.00 for each additional item). All shipments in CONTINENTAL U.S. add $2.00 for U.S. Mail. Shipments outside continental U.S. funds must be U.S. dollars. Sufficient shipping costs must be included with payment.

ORDERS & INFORMATION – (714) 544-5744
SERVICE – (714) 541-0850

LNW Research Corp.

2620 WALNUT Tustin, CA. 92680

CIRCLE 175 ON READER SERVICE CARD

Getting Along Without TAB —An Atari Translation

Fred Pinho

The lack of a TAB command in Atari Basic is a source of irritation to many Atari users. The most common problem occurs when outputting formatted text: cumbersome programming is necessary to accomplish what is relatively simple in other Basic dialects.

It can also be a problem in other areas such as games where a given character must be printed at varying locations on a line. To illustrate this, the car race program shown in Listing 1 was translated into Atari Basic. This program originally appeared in the November 1980 Creative Computing as a translation from DEC PDP/11 to PET Basic. The game depends on the printing of the walls of the road and of the car under control of the TAB command.

The Atari does have a keyboard-controlled tab function which can be used in the programming mode by printing it in properly configured strings. However, running the game in that manner would be difficult. Fortunately there is another way.

The Atari does not print at the keyboard-set tabs unless specifically requested to do so by an embedded tab request within the string to be printed. Rather it prints at standard "print positions" (positions 0, 11, 21, 31 on a 38-character line).

Separating the desired strings by a comma causes each string to be printed starting at a standard position. The width between each print position is controlled by memory location 201. Don't be fooled by its name in the Atari reference manual. Although it is called the "Print Tab Width," it really controls the width of the print positions (sneaky).

The Atari translation is shown in Listing 2. The parameters to be used in controlling the width of the print positions are in line 40: B1 (left side of the road), B2 (right side of the road) and T (the car). The actual printing is controlled by lines 150-153. Here location 201 is POKEd with the width for the left side of the road. Then printing a blank followed by a comma spaces the invisible cursor to the second print position (controlled by B1). DS, which forms the sides of the road, is then printed.

Since the cursor has now moved down to the start of the next line, location 84 (current cursor row) is decremented by 1 to cause a return to the original line. The procedure is now repeated with the width set for the car (line 152). Here a graphics heart is used for the car. It doesn't show on the listing so type control-comma

Listing 1.

```
40 B1=28
50 B2=B1+19
60 T=24
80 REM
90 GET C$
100 IF C$=" " THEN S=S+1:IF S=7 THEN 99
101 S=0
120 IF C$="-" AND C$<>"=" THEN 150
130 DM V$,C$(C$)$(B1,B2),C$,C$
140 IF (B1=T) OR (B2=T) THEN 400
150 PRINT TAB(B1);DS;TAB(T);"<";TAB(B2);DS
160 A=INT(RND(1)*5)+1
170 DM A$,D$$(B1,B2),C$(B1),C$(B2)
180 DM B$,D$$(B1,B2),C$
190 A=A+1:GOTO 80
200 B=1:RETURN
210 B=2:RETURN
220 T=T-1:RETURN
230 T=T+1:RETURN
240 GOSUB 250:RETURN
250 Y=INT(RND(1)*3)+1
260 IF X=Y THEN 250
270 X=Y
280 IF X=1 THEN D$="/"
290 IF X=2 THEN D$="L"
300 IF X=3 THEN D$="\"
310 GOSUB 350
320 RETURN
350 B1=B1+X-2
360 IF B1<1 THEN B1=1
370 B2=B1+18
380 IF B2>38 THEN B1=20:GOSUB 370
390 RETURN
400 PRINT TAB(T);"<    CRASH!!!"
410 PRINT "YOU SCORED ";INT " POINTS."
420 A=E
430 FOR I=1 TO 5000:NEXT I
440 GOTO 90
```

178

Fred Pinho, 676 Ridgewood Way, Valley Cottage, NY 10989.

PEEK & POKE Software

APPLE II

ATARI

TRS-80

CP/M

APPLE III

IBM

Savings to 45%

Super Discounts!

Save Save!

NAME

COMPANY

ADDRESS

CITY

STATE ZIP

CARD #

☐ VISA ☐ MASTER CARD ☐ Expiration Date

TERMINAL ☐ DISK ☐ CASSETTE

Many More! FREE PRICE LIST

711 RANIER DRIVE
CHEYENNE, WY 82009
PHONE (307)635-1849

CIRCLE 204 ON READER SERVICE CARD

TERMINALS FROM TRANSNET

PURCHASE PLAN • 12-24 MONTH FULL OWNERSHIP PLAN • 36 MONTH LEASE PLAN

DEC

TEXAS INSTRUMENTS

LEAR SIEGLER

DATAMEDIA

TELEVIDEO

NEC SPINWRITER

GENERAL ELECTRIC

EPSON

TIMEPLEX

FULL OWNERSHIP OPTION 12-24-36 MONTHS • 12% PURCHASE OPTION AFTER 36 MONTHS

MICROCOMPUTERS

APPLE • COMMODORE • HP87 • DEC

ACCESSORIES AND PERIPHERAL EQUIPMENT

TRANSNET CORPORATION

CIRCLE 350 ON READER SERVICE CARD

ATARI

ATARI

VIC-20 $249

800 COMPUTER (16K)	$649.00
800 COMPUTER (48K)	$768.00
400 COMPUTER (16K)	$275.00
410 PROGRAM RECORDER	$74.00
810 DISK DRIVE	$439.00
NEC 8023A-C PRINTER	$475.00
PERCOM D/D DISK DRIVE	$569.00
850 INTERFACE MODULE	$164.00

ENTERTAINER	$62.00	32K RAM (Microtek)	$119.00
EDUCATOR	$119.00	16K RAM (Microtek)	$69.00
PROGRAMMER	$52.00	16K RAM (Ca 652)	$79.00
COMMUNICATOR	$399.00	LE STICK	$30.00
825 PRINTER (80 Col)	$579.00	TYPE 'N TALK	$319.00

ATARI SOFTWARE

WRITE FOR FREE CATALOG

COSMIC COMPUTERS

226 N. PROSPECTORS RD.
DIAMOND BAR, CA 91765

PHONE OPEN SEVEN DAYS 8 A.M. - 9 P.M.

(714) 861-1265

CIRCLE 148 ON READER SERVICE CARD

CIRCLE 302 ON READER SERVICE CARD

Professional
REAL ESTATE SOFTWARE

CIRCLE 217 ON READER SERVICE CARD

CIRCLE 203 ON READER SERVICE CARD

between the second pair of quotes in line 152. The procedure is repeated once more for the right side of the road.

The keys N, M and space were used to move the car. Rather than "opening" the keyboard and using a GET command, memory location 764 (last keyboard key pressed) was used. If you PEEK this location, you'll find an entirely different character set code is used instead of the one detailed in the Atari manual. This code is read and converted for use in lines 120-129. Finally, line 140 checks whether the car has collided with the side of the road. If so, it branches to the end-of-race routine.

Once I had the program working properly, like most programmers, I could not resist the urge to improve and upgrade it. What better way than to make use of the built-in sound and color capabilities of the Atari. The sound of a race car was easy (line 154) since a distortion level of 2 in the SOUND statement gives a very realistic sound.

For the inevitable crash (Mario Andretti I'm not), I turned to the January 1981 issue of *Creative Computing* for a "percussive sound generator." Modifying the explosion routine slightly worked well (lines 403-406).

For the visual portion of the explosion, a simple rapid rotation of the screen colors was effective (lines 401-402). Note that the SETCOLOR had to be reset in line 402 to return the screen to the original color.

Finally I added a crude scoring system (lines 410-414) and a method of playing repetitively under player control. In line 420, location 764 had to be POKE with 255 otherwise the last direction key pressed, prior to a crash, would be printed after line 80 was executed.

If you get too good for the program, replace B2 in line 40. Happy racing! □

Listing 2

```
1 REM ATARI TRANSLATION BY FRED PENNO
2 REM FROM PET TRANSLATION BY D. LUBAR  AND N. FONSEN
3 ?"{"
5 DIM D$(1),A$(3)
10 POKE 752,1
20 S=810+6
30 B1=28:B2=B1+737:P=29
40 ? "       INDIANAPOLIS SPEED TRIAL"
50 ? "          SPEED DEMONS WANTED"
60 ? "   ARE YOU WILLING TO GIVE IT A TRY";:INPUT A$
70 IF A$<>"Y" AND A$<>"YES" THEN END
80 ? :? :? "PRESS M TO GO LEFT,N TO GO RIGHT,"
81 ? "AND SPACE TO GO STRAIGHT":FOR P=1 TO 200:NEXT P
85 ? "}"
90 IF PEEK(764)=255 THEN G=G+1:IF G>2 THEN 96
100 G=0
120 IF PEEK(764)>=32 AND PEEK(764)<>35 AND PEEK(764)<>37 THEN 140
125 I=PEEK(764)-32
130 ON I GOSUB 235,235,220,220,230
140 IF B1>=T OR B2>=T THEN 400
150 POKE 201,B1:? " ";D$
152 J=PEEK(89):POKE 89,J-1:POKE 201,T1 - 1:? "{"
153 J=PEEK(89):POKE 89,J-1:POKE 201,B1 - 1:? "{"
154 SOUND 0,78,2,7
160 A=INT(5*RND(1))+1
170 SOUND 250
190 M=M+1:GOTO 95
220 T=T-1:RETURN
230 T=T+1:RETURN
250 X=INT(3*RND(1))+1
280 IF X=1 THEN D$="/"
290 IF X=2 THEN D$="|"
300 IF X=3 THEN D$="\"
350 B1=B1+X-2
360 IF B1<1 THEN B1=1
361 IF B1>26 THEN B1=26
370 B2=B1+7
390 RETURN
400 POKE 201,11:? "{","A";:? "CRASH!!!":SOUND 0,0,0,0
401 FOR X=1 TO 16:FOR I=1 TO 16:SETCOLOR 2,I,14:NEXT I:NEXT X
402 SETCOLOR 2,0,4
403 NTE=200:GOSUB 465:SOUND 1,0,1,8:GOSUB 1,0,0,0
404 GOTO 416
405 SOUND 2,70,8,15:ZCR=8.77+7/188:V1=15:V2=15:V3=15
406 SOUND 3,NTE,8,V1:SOUND 1,NTE+20,8,V2:SOUND 2,NTE+50,8,V3
407 V1=V1*ZCR:V2=V2*ZCR+8.85:V3=V3*ZCR+8.88:IF V3>1 THEN 406
408 SOUND 0,0,0,0:RETURN
410 ? "YOU SCORED";M;" POINTS."
411 IF M<=20 THEN ? "TRY AGAIN WITH A SLOWER CAR"
412 IF M>20 AND M<50 THEN ? "YOU'RE GETTING BETTER.KEEP PRACTICING!"
413 IF M>=50 AND M<80 THEN ? "YOU'RE A HOT ROD!"
414 IF M>=80 THEN ? "WOW!!! LET'S GO TO THE DRAG STRIP!!!"
420 FOR I=1 TO 700:NEXT I:POKE 764,255
430 ? "}":GOTO 20
```

SOUTHWESTERN DATA SYSTEMS

PROUDLY INTRODUCES ONE OF THE FASTEST MACHINE LANGUAGE DEVELOPMENT SYSTEMS AVAILABLE

"THE S•D•S COMBO!"

"Whether you're an experienced machine language programmer, or a beginner just becoming, Southwestern Data Systems now offers you some of the best programming aids available."

Assembly Lines: The Book

by Roger Wagner

A BEGINNER'S GUIDE TO 6502 PROGRAMMING ON THE APPLE][

[illegible]

SUGGESTED RETAIL PRICE: $19.95

Merlin™

by Glen Sheldon

A 6502 MACRO ASSEMBLER

[illegible]

IN FACT, WE'RE SO CONFIDENT OF THIS CLAIM THAT IF YOU CAN FIND A BETTER ASSEMBLER WITHIN 30 DAYS OF PURCHASE, SIMPLY RETURN THE COMPLETE MERLIN PACKAGE FOR A FULL REFUND!

[illegible]

SUGGESTED RETAIL PRICE: $64.95

munch-a-bug

by Mark Martin

A 6502 PROGRAM DE-BUGGER

[illegible]

SUGGESTED RETAIL PRICE: $49.95

SPECIAL LIMITED TIME COMBINATION PRICE: $119.95

[illegible]

Please ask your local Apple dealer for more details, or write SDS for a complete list of software commands and a complete product guide of over 20 other outstanding programs.

[illegible]

southwestern data systems

P.O. BOX 582 - SANTEE, CALIFORNIA 92071 - TELEPHONE: 714/562-0670

CIRCLE 258 ON READER SERVICE CARD

A Formatting Lister for Basic Programs

Paul F. Doering

The submission of this program was greeted with great joy by the editors at Creative. A colleague, Kipling, with nearly four listings to one of our three favorite languages, if we numbers would use Mr. Doering's programming to list the programs they submit for publication, we would be a much happier lot, and we would be able to provide more legible listings for our readers.

Mr. Doering has thoughtfully provided suggestions for modifying the program for other machines, and we respectfully assume that all readers who wish a complete listing of any application version on the programs they submit.

—EBS

The IBM Personal Computer, like most others, offers the LLIST command to dump a Basic program to a printer. "Dump" is the right word. Who can explain why so primitive an operation has survived this long without striking a rebellious? Just look at the typical LLIST product in Listing 1.

What's wrong? The line numbers are misaligned. Character groups are split arbitrarily at the right-hand margin, only to resume among the line numbers at the left. Command lines are lost in the operating statements, even if festooned with garlands of asterisks. If the example were long enough, you would see the text continuing right across the page perforations, too. Considering that it has come from a machine as versatile as a computer, the LLIST output is shameful.

Listings serve two purposes, of which LLIST addresses only one. If you ask some errant digit, a character-by-character scan of your program will require an unadorned dump. We do need that capability.

The other purpose of a listing, though, is to communicate the logical flow of a program, and for this LLIST fails us. We need something better, something that throws up fewer barriers to comprehension. We need something that yields a work of prose, something that promotes understanding of the author's reasoning.

I have addressed that aspect with Lister, a program written for a cassette-based IBM PC, that honors the constraints of the physical line of the printer without doing violence to the internal structure of the Basic line itself. Listing 2 gives you an idea of what Lister can do.

The formatting lister is a program that accepts other programs as its data. Therefore, the program to be listed must be an ASCII file, a conversion of tokenized

Paul F. Doering, 70 Elmer Road, Rochester, NY 14618

Listing 1.

```
10 'This is a deliberately awful example of what the traditional LLIST command w
ill do to you when all you want is a legible listing.
20 DIMENSION,SIZE=20: DIM ARRAYMAXIMUM,SIZE), ORIMAXIMUM,SIZE), CRIMAXIMUM,SIZE), DY
MAXIMUM,SIZE)
30 FOR INDX = 0 TO MAXIMUM,SIZE: ARRINDX=INDX*2: IF ARRINDX<>0 GOTO 90: CLS: O
R:INDX:=ARRINDX: NEXT
40 'I think you get the point...
```

KEEP YOUR APPLE* cool as a cucumber

How? . . . with a Cool-Mark II fan unit.

- *Protects against overheating caused by plug-in boards and prolonged use.*
- *Saves down time and repair due to overheating.*
- *Mounts easily INSIDE your Apple II* in seconds, without hardware.*
- *High performance airflow and low noise level.*
- *Precision ball bearings = long service life.*
- *One year warranty.*

$34.95
Quantity discounts to user groups

See Your Authorized Apple Dealer or Order Direct

How To Order: Send money order or check for $34.95 plus $2 for UPS surface shipping anywhere in continental USA.
California residents add 5½ sales tax.

Send money order for PROMPT delivery. Personal checks must clear before shipment.

Call Collect To (213) 287-9945. COD orders accepted.

Dealer inquiries invited.

Mark Four Imports
P.O. Box A • San Gabriel, Ca. 91776 • (213) 287-9945

*Apple II is a registered trademark of Apple Computer Inc.

CIRCLE 162 ON READER SERVICE CARD

Lyco Computer
Marketing & Consultants

TOLL-FREE 800-233-8760

800 48K RAM . . . $725.00
400 16K RAM . . . $299.00

ATARI Computers for people.

410 CASSETTE RECORDER	$76.00
850 INTERFACE	$164.00
825 PRINTER	$585.00
CXL4012 MISSILE COMMAND	$29.00
CXL4013 ASTEROIDS	$29.00
CXL4008 SPACE INVADER	$29.00
CXL4006 SUPER BREAKOUT	$29.00
CXL4009 CHESS	$29.00
32K RAM BOARDS	$99.00

FOR THE LOWEST PRICES ON ATARI AND COMMODORE VIC 20 PRODUCTS CALL THE RELIABLE PROFESSIONALS AT LYCO COMPUTER.

TOLL-FREE 800-233-8760
in Pa. 717-398-4077
P.O. BOX 10
COGAN STATION, PA 17728

CIRCLE 161 ON READER SERVICE CARD

WARNING!
Electric Power Pollution, Spikes & Lightning HAZARDOUS to MICROCOMPUTERS!!

Patented ISOLATORS provide protection from . . .
- Computer errors cause by power line interference
- Computer errors due to system equipment interaction
- Spike damage caused by copiers/air conditioners
- Lightning caused damage

MONEY BACK GUARANTEE!

- ISOLATOR (ISO-1) 3 isolated 3-prong sockets; Spike Suppression, useful for small offices, laboratories, classrooms. $69.95
- ISOLATOR (ISO-2) 2 isolated 3-prong socket banks; 8 sockets total; Spike Suppression; useful for multiple equipment installations. $89.95
- SUPER ISOLATOR (ISO-3) similar to ISO-1 except double isolation & oversize Spike Suppressor; widely used for severe electrical noise situations such as factories or large offices. $104.95
- SUPER ISOLATOR (ISO-11) similar to ISO-2 except double isolated socket banks & Oversize Spike Suppressor; for the larger system in severe situations. $104.95
- MAGNUM ISOLATOR (ISO-7) 4 Quad Isolated Sockets; Multiple Spike Suppressors; For ULTRA-SENSITIVE Systems in extremely Harsh environments. $181.95
- CIRCUIT BREAKER, any model (Add-CB) Add $8.50
- REMOTE SWITCH, any model (Add-RS) Add $18.50

AT YOUR DEALERS MasterCard, Visa, American Express
ORDER TOLL FREE 1-800-225-4876 (except AK, HI, PR & Canada)

Electronic Specialists, Inc
[illegible]

CIRCLE 163 ON READER SERVICE CARD

strings. The IBM Personal Computer lets you save a program in either tokenized (SAVE "programe") or untokenized (SAVE "programe",a) form. In this instruction is unimportant.

Format Of The Listing

You determine the format of the listing at run time. The program expects to be talking to the standard IBM printer or an Epson MX-80, so the set of control codes can invoke the standard, the double-width standard, the compressed, and the double-width compressed fonts for maximum line lengths of 80, 40, 132, and 66 characters respectively.

You can set the left and right margins almost anywhere on the page. The program will complain if the margin settings and line length are incompatible. A "bottom blanks" parameter lets you set the number of blank lines that will straddle the perforations in the paper.

Aligning the line numbers is so easy that you wonder why the feature isn't common.

Selecting single- or double-spacing is as easy as touching one key. You can also choose a descriptive phrase to be printed as a header adjacent to the page number at the top of each page of the listing.

Part of the length of Lister concerns actions governed by the ten programmable keys on the IBM keyboard. I have used these extensively to make format choices easier. There is something satisfying about the power of a single keystroke. The unwanted line of function labels on the screen makes it practical to change key meanings dynamically. If you haven't experimented with the technique, maybe you will find some tips in this program.

Aligning the line numbers is so easy that you wonder why the feature isn't common. It takes exactly one Basic statement. Since it inserts leading spaces, we do it before judging the variability of the length of the line.

Programs don't need comments. We programmers do. A virtue of Lister is that it highlights non-comment lines without taking up memory with prominent-getting flags. You get an automatic blank line and even a line number — which of course will of use in more complex lists. This simple feature breaks the program into paragraphs without costing you anything. The listing of Lister itself shows how this contributes some organization.

Listing 2. A horrible example cleaned up by "lister."

```
10 ' This is a deliberate, awful example of what the Microsoft
   (LIST command will do to a program when all the default
   formatting.
20 MAXLINE=80:SIZE=2:
   DIM MAXLINE$(MAXLINE,SIZE), MAXLINE%(MAXLINE,SIZE), CARRYOVER$(SIZE)
   DEFINT A-Z
30 FOR INDEX = 0 TO MAXLINE:MAXLINE$(INDEX,0)=CHR$(0):NEXT:
   IF MAXLINE$(0,0)="" GOTO 40 ELSE PRINT"Buffer not empty!"
40 ' ( PRINT "DO YOU HAVE ENOUGH
```

Listing 3. Formatting "lister" for IBM Personal Basic programs

```
10 ' Lister, an list BASIC program sweet to .k format. 4/6/83.Jim
20 ON ERROR GOTO 6
30 SCREEN 0: KEY OFF: CLS: DEFINT A-Z
40 DIM PRETEXT$(2)
50 LINE INPUT"Today's date- ";TODAY$

60 ' Set initial parameters.
70 L,MSW=0: B,MBW=72: B,MBW=0: LN,CPI=1: PG,LENGTH=66,KEY=0: DEL,KEY=0
80 FLNM$="": HEADER$="": INDENT=SPACE$(0)

90 ' Initialize the printer, complain if it's off-line.
100 ON ERROR GOTO 210
110 LPRINT CHR$(10); CHR$(27); CHR$(16); MID$("Ready",1,5)
120 ON ERROR GOTO 0

130 ' Define F-keys.
140 KEY 1,"L margin at 1"
150 KEY 2,"R margin at 1"
160 KEY 3,"Bottom blanks"
170 KEY 4,"Width text wrap"
180 KEY 5,"Single spaced"+CHR$(13)
190 KEY 6,"Double spaced"+CHR$(13)
200 KEY 7,"Page number "
210 KEY 8,"Header: "
220 KEY 9,"Review"+CHR$(13)
230 KEY 10," Begin"
240 KEY ON: LOCATE 25,1

250 ' Full attention to F-keys.
260 ARROW$=STRING$(24,"-")
270 PRINT ARROW$;: COLOR 0,7
280 PRINT"Use F-keys to set the listing format ";: COLOR 7,0: PRINT ARROW$
290 RESTORE: FOR I=0 TO 9: READ FKEY$(I): NEXT
300 DATA L1,R2,Bo,W4,Pg,Hd,F7,Rv,Bg,*,F8

320 ' Set up list of preferred breakpoints.
330 FOR IN = 0 TO 20: READ IN: IF CH$(IN)="" THEN BREAKPOINT(I)=IN: NEXT IF
340 I=I+1
350 DATA " ELSE ", " THEN ", ";", " ", " AND ", " OR ", " NOT "
360 DATA ":", ",", "=", "*", "+", END

370 ' Loop for adjusting runtime parameters.
380 LINE INPUT I$
390 FOR I=0 TO 9: IF LEFT$(I$,2)=FKEY$(I) GOTO NEW ELSE NEXT: GOTO 380
400 ON I+1 GOTO 420,430,440,570,480,490,510,460,470,780

410 ' Margin-setting routines.
420 GOSUB 1470: L,MSW=NUMBER: GOTO 380
430 GOSUB 1470: R,MBW=NUMBER: GOTO 380
440 GOSUB 1470: B,MBW=NUMBER: GOTO 380

450 ' Establish page header.
460 HEADER$=MID$(I$,6): GOTO 380

470 ' Single- or double-space output.
480 LN,CPI=1: GOTO 380
490 LN,CPI=2: GOTO 380

500 ' Set name of program to be listed.
510 FLNM$=MID$(I$,5)
520 IF LEFT$(FLNM$,1)=" " THEN FLNM$=MID$(FLNM$,2): GOTO 520

530 ' If there's no header yet, take it with the file name.
540 IF HEADER$="" THEN HEADER$=CHR$(34)+FLNM$+CHR$(34)
550 GOTO 380
```

Accounting Plus II
It Figures



It figures that the same people who brought you Accounting Plus* on the larger computer systems wouldn't forget the Apple.** Accounting Plus II brings to the Apple Computer a completely integrated, easy to use accounting system. Accounting Plus II doesn't require any special hardware, only 48K of RAM and two floppy drives or hard disk, and you don't have to be a CPA to use it. Accounting Plus II organizes and streamlines your paper flow and generates checks, invoices, statements and purchase orders on pre-printed forms. The system supports a solid audit trail which your business requires and your accountant demands.

Modules now available:
- General Ledger
- Accounts Receivable
- Accounts Payable
- Inventory with purchasing

For additional information call or write Systems Plus Inc., 3975 East Bayshore, Palo Alto, CA 94303 Phone 415/969/7047

Seeing is believing.

Systems Plus

*TM of Software Dimensions, San Jose, CA
**TM of Apple Computer Corporation, CA

CIRCLE 248 ON READER SERVICE CARD

Splitting Lines

The formatting lister turns its name when a program line won't fit on the printed page intact. It tries to identify a sensible place to split the line, in the hope that the result will be readable without strain or confusion. The key to the plan is a string array called PREFERS, which contains a set of words and characters apt to represent plausible breakpoints. This set is arranged in order of decreasing preference.

The scheme is simple. Using the INSTR function, the program seeks the rightmost occurrence of one of the elements of PREFERS within an acceptable portion of the oversize line. Finding a match, it stores everything to its left in a buffer and checks the length of the remaining righthand segment. This cycle repeats until the offending line has been neatly encloaved.

Since the pending line resides in a buffer, Lister knows whether the line will fit on the current page. No line is split across a page boundary; that would make it harder to understand.

None of the specifications and principles I have discussed here is novel, but together they make a program listing clearer. That is a nice goal. If you want to modify Lister for a different computer, here are some considerations.

Modification For Other Computers

The IBM version of Basic requires that keywords be set apart from other text by delimiters, usually those are spaces. Many other Basics allow (or force) compression to squeeze spaces out, conserving memory at a double cost. Legibility suffers, and keywords must not be embedded inadvertently in variable names. SCORE, for example, becomes invalid by reason of the buried FOR.

This trait complicates the conversion of the program. The array of plausible breakpoints, PREFERS, has several keywords (ELSE, THEN, PRINT, IF, OR, AND) to which the bounding spaces are important. Omit them, and the program will split variable names such as NELSEN and CANDOR.

Another sacrifice involves the function keys. You can substitute control codes pretty successfully, but you must provide a reminder of their meanings.

The editor section on font choice may need to be re-done, if you don't have an MX-80.

Incidentally, IBM users don't omit line 50. There is a bug in IBM Basic that won't allow you to change the string for key 2 without first executing a keyboard input statement. Temporarily convert line 50 to a statement, then start the program by hitting the RUN function key to see the bug in action. If you know a fix that doesn't demand user action, please write to me. □

```
590 ' Pass non-page-width parameter to the 8148 printer.
600 GOSUB 1270
610 IF NUMBER<132 THEN PRINT"Maximum page width is limited to 132 characters": GOTO 380
620 IF NUMBER<80 AND NUMBER>132 THEN LPRINT CHR$(27); CHR$(33);: WIDTH "lpt1:",132 ELSE WIDTH "lpt1:",80
630 IF NUMBER<66 AND NUMBER>80 THEN LPRINT CHR$(18); CHR$(27);
640 DBL.WID=0
650 IF NUMBER<97 AND NUMBER>67 THEN LPRINT CHR$(27);: DBL.WID=14
660 IF NUMBER<67 THEN LPRINT CHR$(18);: DBL.WID=14
680 PG.WID=NUMBER
690 GOTO 380

700 ' Display the current parameters.
710 PRINT: PRINT"Left margin at";L.MGN
720 PRINT"Right margin at";R.MGN
730 PRINT MID$(STR$(B.MGN),2);" blank lines at page bottom
740 PRINT"Maximum page width is";PG.WID
750 IF LB.SPAC=2 THEN PRINT"Double"; ELSE PRINT "Single";
760 PRINT " line spacing"
770 PRINT"Program name: "; IF FLAMB$="" THEN GOSUB 1510 ELSE PRINT FLAMB
780 PRINT"Header: "; IF HEADER$="" THEN GOSUB 1510 ELSE PRINT HEADER$
790 PRINT
800 GOTO 380

810 ' Check parameters before actually trying to list the program.
820 LB.LEN=B.MGN-L.MGN+1:
      IF L.MGN<1 OR L.MGN>B.MGN-20 OR B.MGN>L.MGN+20 OR B.MGN>PG.WID / 10 OR B.MGN<5 OR PG.WID<LB.LEN
      OR LEN(HEADER$)>LB.LEN-15
      THEN BEEP: PRINT"CAN'T BEGIN. CHECK THE MARGIN & WIDTH SPECIFICATIONS AT LINEAS OF HEADER": GOTO 270
850 FLAMB$=^Lmlr^+FLAMB$

860 ' Open the cassette file, complain if not possible to do so.
870 ON ERROR GOTO 1340
880 OPEN FLAMB$ FOR INPUT AS #1
890 ON ERROR GOTO 0
900 LPRINT

910 ' Title the first page with the header and the current date.
920 LPRINT CHR$(18);: TAB(L.MGN);: HEADER$;: IF TODAY$="" THEN LPRINT FILE (PRINT", [date]"); TODAY$
930 LPRINT: LPRINT

940 ' Format the header to appear at upper right on later pages.
950 HEADER$=SPACE$(LB.LEN-LEN(HEADER$)-15)+HEADER$

960 ' Get the next BASIC line, quit if end of file.
970 PG.NUM=1: LB.CNT=4
980 ON ERROR GOTO 1420
990 LINE INPUT #1, TAPE$: IF TAPE$="" GOTO 930

1000 ' Right-justify the line number.
1010 TAPE$=SPACE$(6-LEN(TAPE$))+TAPE$: ?!!!;TAPE$

1020 ' CONT.SW governs the blank line ahead of comment lines.
1030 IF MID$(TAPE$,7,1)="'" THEN CONT.SW=0

1040 ' Break the BASIC line into printer lines.
1050 FOR I=0 TO 9
1060 IF CONT.SW=0 AND MID$(TAPE$,7,1)="'" THEN LB$(I)="": I=I+1: CONT.SW=1

1070 ' It's easy if the whole line fits at once.
1080 IF LEN(TAPE$)<=LB.LEN THEN LB$(I)=TAPE$: GOTO 1180

1090 ' Else, check for preferred breakpoints.
1100 FOR K=0 TO 19
1110 SITE=0: IN=PREFERS$(K)
1120 #1,SITE=SITE: IF SITE<7 THEN SITE=7
1130 SITE=INSTR(SITE+1,TAPE$,IN)
1140 IF SITE>LB AND SITE<=LB.LEN GOTO 1160
1150 IF #1,SITE=0 THEN NEXT K
1160 IF #1,SITE=0 THEN #1,SITE=LB.LEN

1170 ' #1,SITE now points to the rightmost, best breakpoint.
1180 ' Split the line there and indent all but the first one.
1190 LB$(I)=LEFT$(TAPE$,#1,SITE)
1200 TAPE$=MID$(TAPE$,#1,SITE+1)
1210 TAPE$=INDENT$+TAPE$
1220 NEXT I

1230 ' Will the back of printer lines fit on this page?
1240 IF LB.CNT/PG.LEN+B.MGN+LB.SPAC>1 GOTO 1250
```

```
1110 ' Ok, so begin a new one, complete with header & page number.
1210 PRINT CHR$(12)
1215 LPRINT CHR$(12)
1225 LPRINT TAB(30,43); TAB(LINE); HEADING$; page$:PLINE
1230 LPRINT: LPRINT: LN CNT=4

1240 ' Everything is guaranteed to fit, finish it all.
1250 FOR I=0 TO 3: LPRINT CHR$(38,43); TAB(LINE); INKEY$: IF LN.CNT=7 THEN LPRINT
1260 NEXT L

1270 ' Update the line count for this page, and cycle again
1280 LN CNT=LN.CNT+(L+1)/8.5/6
1290 GOTO 420

1300 ' The operator-alert for an off-line printer:
1310 PRINT: BEEP: PRINT"The line printer can't read. Check it.....";INKEY$
1320 RESUME 110

1330 ' The operator-alert for a lack of cassette data:
1340 CLOSE: PRINT: BEEP: PRINT"Problem with the cassette. Check it...."
1350 RESUME 420

1360 ' Subr to decode a numeric parameter input.
1370 NUMBER=VAL(INKEY$(1,0))
1380 IF NUMBER=0 THEN BEEP: PRINT"!! NUMBER REQUIRED !!"
1390 RETURN

1400 ' Subr to note the lack of a file name or header.
1410 COLOR 0,0: PRINT" NONE SPECIFIED ";: COLOR 7,0: PRINT: RETURN

1420 ' Orderly exit, keep the printer & F-keys, then exit.
1430 LPRINT CHR$(18); CHR$(20); WIDTH "lpt1:",80: BEEP: CLOSE: KEY OFF
1440 KEY 1,"List ": KEY 2,"Run"+CHR$(13): KEY 3,"load"+CHR$(34): KEY 4,"save"+CHR$(34): KEY 5,"TRON" +
     KEY 6,CHR$(34)+",1"
1450 KEY 7,"Lprint"+CHR$(13): KEY 8,"Clr"+CHR$(13): KEY 9,"": KEY 10,"Screen 0,0,0":CHR$(13)
1460 KEY ON: END
```


INVESTMENT OPPORTUNITY

EXCLUSIVE FRANCHISE IN AMERICA'S MOST PROFITABLE AND DYNAMIC INDUSTRY IS BEING OFFERED FOR THE FIRST TIME IN THIS AREA. INTERNATIONAL COMPANY WILL PLACE QUALIFIED INDIVIDUAL IN "TURN KEY" BUSINESS, TRAIN KEY PEOPLE, PROVIDE INVENTORY, FINANCE YOUR CUSTOMERS, AND PAY YOU THOUSANDS OF DOLLARS "UP FRONT" ON ORDERS WHERE YOUR CUSTOMERS PAY ONLY ON FUTURE ENERGY SAVINGS. EXISTING CUSTOMERS OF OUR FRANCHISEES READS LIKE "WHO'S WHO" OF FORTUNE 500.

IF YOU QUALIFY, YOU WILL BE FLOWN TO LOS ANGELES FOR A TOUR OF INSTALLATIONS AND PERSONAL INTERVIEW. MINIMUM INVESTMENT OF $40,000 TO $100,000. CALL PRESIDENT AT 1-800-323-6556, EXT. R-137 OR WRITE: FEDERAL ENERGY SYSTEMS INC., SUITE 200, 336 N. FOOTHILL RD., BEVERLY HILLS, CALIFORNIA 90210.

CIRCLE 164 ON READER SERVICE CARD

Introducing the SERIES 900 **MARKET MAVERICK**

A new stock market program from FSI for the serious investor

Used with the Apple II,* the Series 900 "Market Maverick" provides unmatched investment counsel and is an easy-to-use system that, more-than-speaking, that it answers. Utilizing quarter-hourly time horizons, Series 900 has a long history of excellent performance even under extreme market conditions. With every update, it is ever-friendly—yet it answers questions asked from many angles and points of view. Series 900 "Market Maverick" is not a game. It is for serious investors or stock brokers. Send for more info. *Requires 48K Apple II/II Plus, Disk II and Applesoft in ROM or 16K RAM expansion.*

Save $30... Limited Time Offer. If you order now, we will ship your Series 900 "Market Maverick" for just $145.00—and that's $30 off the regular price! MasterCard/Visa welcome, secure dealer inquiries.

*Apple II is a registered trademark of Apple Computer Inc.

- Over 10 years of excellent performance
- Stock data provided for immediate use on over 900 stocks
- Logic is based on formulas that variables
- Fast and results in up or down markets

SAVE $30 — FREE BROCHURE

☐ Please send me the Series 900 Market Maverick for just $145.00 (Plus handling and $3 sales tax)

☐ Please send me the free brochure which contains more specific information on the "Market Maverick"

Paid by: ☐ Check ☐ Financial Software, Inc. ☐ MasterCard ☐ Visa

Card # _____ Exp _____

Name _____

Address _____

City _____ State _____ Zip _____

FINANCIAL SOFTWARE, INC.

[illegible]

INTRODUCTORY **PRICE** $145.00 SAVE $30

CIRCLE 165 ON READER SERVICE CARD

ting...effective writing...effe

The Electronic Saltcellar

Dale Archibald

In 1956, Jack Finney wrote a short science fiction story entitled "Cousin Len's Wonderful Adjective Cellar." It was published by Rinehart in a collection called "The Third Level," and was about a writer who happened upon an amazing saltcellar.

Unlike its tabletop counterpart, however, the adjective cellar would sweep up all extraneous adjectives from a manuscript page and store them as a bunch of colorful bits. (They could be sprinkled onto dry writing to add sparkle.)

A word processing program or machine is an early electronic version of Cousin Len's wonderful machine. It can help you "sweep in" better style by "sweeping out" misused words and overused punctuation.

You can do this because every word processing system, whether dedicated or on a personal computer, has a Search function to find any "string" of one or more letters and/or numbers you specify. For example, if you want to change Smyth to Smith, you can find every occurrence of Smyth and correct it.

I used the Third Edition of Strunk and White's *The Elements of Style* (MacMillan Publishing Co., New York) to set the framework for this column. Any good work on grammar, however, would serve as well.

Here are just a few ways a word processor can help you write better prose:

A very common mistake is to confuse "its" and "it's." One is possessive, the other a contraction of "it is." Search for "it." You'll find words such as "with" and "writing"—any word with the "it" string inside it—but you can skip those and correct the others.

Note: Some Search functions can't find words beginning with capital letters. If you look for "men" and it begins a sentence, it will be ignored. To prevent this, you might Search for the last characters in the word, e.g. "en."

White says statements should be positive. Use the Search function to delete "not" from your sentences unless you are making a direct denial. That is, instead of writing "John is not nice," write "John is a jerk."

Remove "the fact that," "who is" and "which was."

Prevent paragraphs from degenerating into a series of what White calls "loose sentences." Search for instances of ", and" or ", but". Other weak comma links that require frequent attention are a comma with who, which, when, while and where. If you've linked too many of these together in your writing, change them.

The Search function can also help you keep to one tense. If you are writing about a person in the present tense, for example, check to be certain you always write "says" rather than "said."

The Search function can help detect overuse of exclamation points and hyphens. It can also help you standardize hyphenation and usage. That is, if you are "feather-headed" at one place in the document, don't be "feather headed" in another.

Writers have a tendency to develop pet words and phrases, such as those listed in *Elements of Style* under "Words and Expressions Commonly Misused." After a time, you'll see them wherever they may—almost—fit. Read through what you have written; those repeaters will jump out at you. Put them on your Search list for removal.

White warns against tacking "ize" (to make a noun into a verb), "oriented," and "wise" at the ends of words.

You can even go "which-hunting" as White suggests. (This, one instructor of beginning composition informs me, is the most misused word he sees.) "Which" is used, too often, in place of "that." "That" is a restrictive pronoun, and refers to a particular noun. On the other hand, "which" is nonrestrictive, and a parenthetical phrase beginning with it should almost always be set off by commas.

Other strings I would add to the list to be examined are "ly" and "wise." You can eradicate your own favorite adverb endings as you become a more proficient writer.

Keep away from adverbs (and, of course, adjectives) as much as possible. White says you should write with nouns and verbs.

If you like, you can check your "ie" and "ei" words, "i before e except after c" isn't always true. See feint and feign.

Writing is hard work, and owning the world's finest word processing program or machine won't transform you into a second Shakespeare. It will, however, let you search out some of the most common problems with your writing. You can then change or strengthen weak spots.

The wrong choice of words clutters and clogs writing, slows it to a trickle (and sometimes turns it purple). Careful editing leads to good writing, be it a novel, short story, magazine article, school report, or business letter. □

Dale Archibald, 1817 Third Ave. N., Minneapolis, MN 55401.

THE VOICE OF THE FUTURE . . .
HEAR TODAY

Echo Speech Synthesizers

Now your computer can talk with an ECHO™ speech synthesizer from Street Electronics!

Our SPEAKEASY™ phoneme system provides unlimited vocabulary while using a minimum of memory. The TEXTALKER™ text to speech firmware allows you to simply type in a word or phrase and let the computer do the rest. With nearly 400 grammatical rules contained in the system, your computer can properly pronounce most correctly spelled words. Simple commands allow you to select from:

- Entire words pronounced or spelled letter by letter
- Different inflections
- Spoken punctuation if desired
- Six different pitch levels
- Words spoken monotonically or with intonation
- Fast or slow speech output

The applications of the ECHO speech synthesizer are virtually unlimited, ranging from business and education to games to aiding the handicapped. The ECHO II, which plugs into the Apple II, is priced at $199.95. The ECHO-GP is a complete stand alone unit which is compatible with most any computer. It sells for $249.95.

Street Electronics Corporation
1140 Mark
Carpinteria, California 93013
(805) 684-4593

CIRCLE 243 ON READER SERVICE CARD

SOUTHWESTERN DATA SYSTEMS

is proud to announce its insert appointment as the official sole representative for the power form for the 1979RH software co. Inc. Of greatest interest is the information that they have recently released the first Apple II arcade game written by an alien. 1979RH

Unfortunately, due to U.S. Postal limitations, the translated version of the game and manual have been lost in transit S.D.S. therefore asks your assistance in determining the actual rules for the game, by translating the alien text of the manual into presently living game play.

Although you may see ads from 1979RH Software Co., Inc. you may wish to get a copy directly from your dealer. To avoid unnecessary delays to interplanetary shipments imposed by U.S. Customs.

Remember, for the latest in exciting game software it's

1979RH

$34.95 ASK FOR IT BY NAME!

southwestern data systems
P.O. Box 582 • Mount Olive, CA 92211 • 714-565-3611

CIRCLE 339 ON READER SERVICE CARD

PRESCRIBED TREATMENTS

Systems for the 80's

For more information check your local dealer or contact

CMA
MICRO COMPUTER DIVISION

CHARLES MANN & ASSOCIATES
55/22 Santa Fe Trail
Yucca Valley, CA 92284
(714) 365-9718

CIRCLE 126 ON READER SERVICE CARD

outpost : atari

Continuing the discussion of DOS menu options that we began in the August column:

F. Lock file. A file that is locked may not be altered or deleted. This is a safety feature. I lock the editor and assembler files on my disks that have them. This prevents something like a wildcard delete from destroying them or something in DOS from accidentally modifying or destroying them.

G. Unlock file. The reverse of F.

H. Write DOS files. This option writes DOS.SYS and DUP.SYS on the current disk. (You are asked which drive number to write the files to.) Remember, you must have the DOS files on a disk to be able to power up using that disk, for the disk operating system must load at that time.

I generally use this option after modifying DOS (let's say with the "fast write" POKEs) or after formatting a disk. By the way, old DOS files on the disk will be deleted. And in answer to a question I received, the DOS files do not need to be any place in particular on the disk. They can be put in any time.

I. Format disk. This option takes a new or used disk and completely blanks it out, putting "formatting information" onto the disk. It also sets up a blank directory and other information needed by the Atari to access the disk. And here we go on a short detour:

Fast Format Chips

A disk is laid out with the sectors in which data is saved in a particular order. As the disk spins at 240 rpm these sectors are accessed one by one. Now, depending on how the sectors are laid out, the Atari can access them more quickly. Atari has two popular sector layouts—the B and C layouts. The B layout is the original and is quite slow; there is a discernible pause between disk reads (beep—pause—beep—pause—beep, where each beep is one read.)

The C format is about 20% quicker than the B format, because the disk is laid out more efficiently. Disks that come from Atari use the C layout.

When you format a disk, the way your disk was set up at the factory determines whether it uses the B or C layout. Most drives today have the B layout, but all new drives shipped from Atari have the C layout. Thus, disks formatted on new drives (using the C layout) will do everything 20% more quickly than disks formatted on B drives.

By the way, if you reformat a disk, the new format will be the one laid out by your disk drive, so don't reformat Atari-formatted disks. Instead, if you want to delete old information from them, use Delete **.

A group of users in Chicago modified the B layout to what is called the Chicago layout. This layout is 30% quicker than the B format and indeed is 10% quicker than Atari's own C layout. However, a price is paid: the disks become rather sensitive.

Atari disk drives have difficulty maintaining a given rpm, which causes several problems, including lots of read-write errors. If you install the Chicago format, and your disk spins at more than 298 rpm, it will skip sectors, doing a complete spin between reads. This is quite slow and has a distinctive "Beeptreepteep (pause) beep-beepbeep (pause)" sound. If you get this, check your disk.

One other thing about the Chicago chips is that they may be illegal. Atari copyrighted the B format in the ROMs used in the drive. It would annoy them considerably if users didn't buy the new C chips, complete with installation charges, but used the Chicago chips instead.

The legal question about copying the chips, then modifying them, is not one I would care to test. Yet many users have installed Chicago chips in their drives, and some groups even hold swap parties where hardware experts install Chicago chips into other people's drives. Someone with pretty good hardware knowledge and an EPROM copier is needed even to make the Chicago chips from the available instructions (which have shown up in many newsletters), so this choice may not even be available to you.

Yet another consideration is that the difference between the B and C chips available from Atari does not consist solely of the formatting change. The chips are much different, and supposedly other improvements have been incorporated into the C revision. You may be missing out on these improvements if you install a Chicago chip.

Another goodie installed by Atari on later drives is a piece of hardware called a "data separator." The story is this: Atari uses a floppy disk controller chip from Western Digital called the 1771. The 1771 is a fine chip, but has a weakness in clarifying data read from the disk, a process called data separation. Even the manufacturer's own literature tells the user not to rely on the internal data separation of the chip.

So what did Atari do? They didn't use an external separator. Result: bad disk reliability and lots of errors. Soon the more sophisticated users of Atari drives figured out the problem and began installing TRS-80 data separators in their Atari drives.

It seems that the makers of the TRS-80 had done the same thing (not used an

David and Sandy Small

David and Sandy Small, 11514 Rocky Dells, Austin, TX 78758.

Royal Software

YOUR MARKETPLACE FOR:

ATARI

WE DEAL EXCLUSIVELY IN PRODUCTS FOR THE ATARI (THE BEST) COMPUTER

NIGHT RALLY

Test your driving skills to their limits. Climb into the driver's seat as you race against some of the best computer drivers in the world.

16K DISK $31.40 TAPE $26.90

HARDWARE

800 Computer 16K	$643
800 Computer 48K	$757
400 Computer 16K	$338
810 Disk Drive	$443
850 Interface	$178
410 Recorder	$ 70
MX80FT+ Printer	$636
16K Ram module	$ 69
32K Ram module	$109
Graphics Tablet	$278

Trade your 400 or older 800 for the new model 800 — Call for prices

SOFTWARE

PAC MAN (cart.)	$39.50
Centipede (cart.)	$39.50
Microsoft Basic (D) 32K	$79.10
Ghost Hunter (T) 16K	$23.50
Ali Baba (D) 32K	$28.95
Protector (T) 32K	$22.45
Apple Panic (D) 48K	$26.90
Threshold (D) 40K	$33.90
GORF (D) 16K	$35.10
Crypts of Terror (D,T) 16K	$26.30
Text Wizard (D) 32K	$87.90
Dodge Racer (T) 16K	$20.20
Chicken (T) 16K	$20.20
De Re Atari Book	$17.90
Atari Games Book	$13.99
Personal Finance (D) 40K	$67.50
Zork I or II (D) 32K	$35.95
Deluxe Invaders (D) 16K	$31.40
Eastern Front (T,D)	$25.40
Moonsoonattack (D) 32K	$31.40
Galactic Chase (T) 16K	$27.40
Bug Attack (T,D) 32K	$26.90
Pacific Coast Hwy (T,D) 16K	$26.90
Alien Swarm (T) 16K	$26.90
Midnight Magic (D) 48K	$31.45
Intruder (T) 16K	$26.90
Nautilus (T,D)	$28.20

Canyon Climber

Smart DONKEYS, boulders and birds dropping rocks try to stop you from reaching the top. A real challenge. Arcade quality.

16K DISK $26.90 TAPE $22.40

WIZARD OF WOR

Descend through mazes into the Dungeons with your squadron of warriors to battle with visible and invisible monsters.

16K DISK ONLY $35.10

CROSSFIRE

The aliens have landed and it's your job to save the city.

[If you [illegible] card] TOP RATE GAME. ARCADE QUALITY. HI-RES Graphics & Sound.

16K TAPE 32K DISK $26.90

PRO-FOOTBALL

Play against the computer or another player. Over 25 offense and defense plays. The BEST football game yet.

16K $26.90 TAPE $31.40 DISK

FROGGER

This is the genuine FROGGER game that you see in the arcades! Made by the same people that made Jawbreaker (One of the top ten sellers.)

16K DISK OR TAPE $31.40

Call or Write for

FREE

ATARI PRODUCTS CATALOG with hundreds of items

VISA

TO ORDER CALL TOLL FREE 800-452-8013

FOR INFORMATION CALL 503-683-5361

HOW TO ORDER: Send check or money order or call our toll free number and use your Visa Card. Shipping on software is $2.00 per order anywhere in USA. Hardware shipping cost for gov. Add 3% for VISA or MC. Equipment subject to price change and availability without notice.

Store Hours 8 am — 5 pm Mon. — Sat.

Royal Software - P.O. Box 10303 Eugene, Oregon 97440

CIRCLE 221 ON READER SERVICE CARD

external separator) and that TRS-80 disks had very poor reliability as a result. So outside companies began supplying data separators for the TRS-80. Since this machine also used the 1771 controller, the data separators for the TRS-80 fit the Atari.

I installed one some time ago and have been very pleased with the increase in reliability. The cost is $29.95 from one source, Percom, which now supplies kits for the Atari.

You need a soldering iron for two very minor solder touchups and a phillips head screwdriver to remove the cover of the machine. While the modification will violate the Atari warranty, it is worth it.

I recommend it to anyone who doesn't have the Atari data separator, which is everyone with a drive made before January 1, 1982. Percom can be reached at (214) 340-7081. You should call for new pricing and availability information.

Depending on your local dealer, parts availability, and other factors, you may be eligible for a deal whereby you send your drive in for installation of a C formatting chip and an Atari data separator and a general check-up. The Atari separator seems to be pretty good, so you may want to look into this option to upgrade your drive.

A late breaking rumor is that Atari has released yet another add-on board to help control the drive. I don't know whether this is true, but it sounds likely; drive rpm has caused many headaches.

DOS Menu Again

J. Duplicate Disk. (I know, you thought I'd never get back to the DOS menu. Right?) This option allows you to duplicate an Atari disk completely. What it does is read each sector from 1 to 720.

The user can either duplicate from drive to drive or with one drive by swapping disks. Use "1,1" at the prompt to duplicate a disk with one drive, and differing numbers to duplicate between drives.

Duplicate Disk is more or less identical to a copy using **. However, the disk duplication is complete, so errors in the disk will also be duplicated. Should you get an ERROR 14 or 164 on the disk, Duplicate Disk may not work, and you should copy individual files from disk to disk to recover what can be recovered. A discussion of sector chaining and what causes an Error 164 is beyond the scope of this article, but can be found in the April and May 1982 issues.

K. Binary Save. This is an option for the advanced user which saves a given area of memory to disk as a binary file. It is an assembly language entity used by the machine. Since this is a beginner's guide, and hexadecimal input is required, I'll leave it at that. See the DOS 2 manual for a lengthy, painful discussion of what happens.

L. Binary Load. This is an option to load a binary file from disk into memory and to execute it directly. Beginners may use it, although they may not understand what is going on. The Macro/Assembler/Editor is only accessible by loading it from a binary file, for instance. And Microsoft Basic is just another binary load file. (Think of a cartridge as a binary load frozen into the cartridge which appears in memory when you plug the cartridge in, and a disk load as data that appears in memory loaded from disk. This will give you an idea as to how the two relate.) And no, you can't copy a cartridge using the Binary Save option – Atari DOS checks for this to prevent people pirating the cartridges.

M. Run at address. Again, this is an advanced-user-only option. It enables DOS to jump directly into a program loaded in memory. It is handy for advanced users who want to run programs without a cartridge, but not so helpful for beginners. Again, knowledge of hexadecimal is required.

N. Create MEM.SAV. This is used to create the initial MEM.SAV file. To eliminate it, use the Delete option. You cannot create MEM.SAV any other way, although a disk that is Duplicated will have the MEM.SAV on the new copy if the FROM disk had it.

O. Duplicate file. This is used to copy a file from one disk to another without using two drives. Wildcards can be used to copy an entire disk.

Disk drives are relatively high-speed mass storage devices. Alas, the 5 1/4" mechanisms represent a trade-off between reliability and cost. The 8" drives, which are more reliable, also cost much, much more. Atari probably couldn't market an 8" drive for less than $900, so they went with the 5 1/4" mechanism and enabled many more to have disk drives. It was a good tradeoff.

Unfortunately, the way in which Atari designed their drives is developing into a controversy. The number one topic of conversation in many user's groups seems to be groans about Atari disk drives. The drives are neither reliable nor fast – even compared to the rest of the industry. Apple disk drives, for example, run up to 20 times faster.

Something will undoubtedly be done; Atari has not been deaf to the complaints. For the moment, they have issued several patches to the drives – data separator, rpm fixes – but they may not be able to correct what might be simply a bad design.

See you next time! □

AUTHORIZED TRS-80® DEALER #R491

$670.00 NOT AVAILABLE

MODEL I

16K Level II with Keypad
26 – 1056

$3500.00

MODEL II

MODEL II, 64K
26 – 4002

$820.00

MODEL III

MODEL III 16K RAM,
MODEL III BASIC
26 – 1062

WE ACCEPT CASH, MONEY ORDER, OR PHONE ORDERS WITH VISA OR MASTER CHARGE. SHIPPING COSTS WILL BE ADDED TO CHARGE ORDERS. OVER DRIVES, PRINTERS, PERIPHERALS, AND SOFTWARE – YOU NAME, WE'VE GOT IT. WRITE OR CALL FOR OUR COMPLETE PRICE LIST.

FULL FACTORY WARRANTY ON ALL ITEMS SOLD.

C & S ELECTRONICS, LTD. 33 EAST MAIN ST. MILAN, MICH. 48160
(313) 439-1506 (313) 439-1400

CIRCLE 123 ON READER SERVICE CARD

ARTWORX SCORES ANOTHER TECHNICAL KNOCKOUT.

Scene from GOLDEN GLOVES

HOOSIE POOSIE: by [illegible] (Atari 48K)

NOW AVAILABLE FOR ATARI! This captivating program is a marvelous learning game for toddlers from 18 months to 5 years. HOOSIE POOSIE consists of many sections, animation and songs encouraged when you sing on the computer is unlimited. A must for any family possessing young children.

PRICE $19.95 (cassette)

PM EDITOR: by Dennis Zenzler (Atari 16K)

Create your own fast action graphics game for the Atari 400 or 800 using 4 player missile graphics features. By using power data stored as strings, players can be moved or changed for animations of marching, climbing, speed. All this is done with string variables (POKE/PEEK). This program is designed to permit creation of up to 4 players on the screen, more than enough data and then, immediately the them out in the demo game included in the program. Instructions for use in your own game are included. THE EDITOR was used to create the demonstrations of **ARTWORX** ATRIUM THE [illegible] and [illegible]

PRICE $29.95 (cassette) $33.95 (diskette)

ROCKET RACERS by Richard Thompson (Atari 24K)

Defend your planet from aliens! Guide your rocket, [illegible] and the [illegible] Laser attempt to penetrate your protective force field. Protective [illegible] nothing arrives to fire at the enemy using [illegible] computer numbers to help protect your colony and the what's left.

PRICE $19.95 (cassette) $23.95 (diskette)

FORESTFIRE TWO: by Richard Thompson (Atari 24K)

FORESTFIRE TWO features enhanced and more difficult of two player mode for fires to keep manipulation of an [illegible] cutter. Utilize the water damage and put fires out first. Use wisely the supplied landscape, wind and inflation [illegible] offering continual game variation. FORESTFIRE is a recommended color graphics game best played before [illegible] computer mind buster. Requires joystick.

PRICE $24.95 (cassette) $30.95 (diskette)

FORM LETTER SYSTEM: (Atari, Atari 16K with Applesoft) [illegible] program for creating personalized form letters to a selected or complete mailing list using the [illegible] fields. Addresses are saved in a separate file and automatically inserted into your form letter along with a personalized salutation. Both letter and mailing lists are compatible with **ARTWORX** MAIL LIST 2.0 and TEXT EDITOR programs.

PRICE $29.95 (diskette)

THE PREDICTOR: by Thomas Barker (Atari, Atari, 16K) [illegible]

This is a complete package that covers most aspects of [illegible] for two or more variables. THE PREDICTOR can be used for predicting sales and performance, trend analysis, model modeling and many other uses. Calling for multivariate regression techniques. Each value in the program is prompted with [illegible] and making it easy to use.

PRICE $29.95 (cassette)

PILOT: by Michael Pino (Atari 16K)

Fly your small airplane in a simulated landing using both synthesis to control throttle and wind angle. PILOT conducts a true perspective landing on the [illegible] which is constantly changing. Select from two levels of pilot performance.

PRICE $16.95 (cassette) $20.95 (diskette)

TEXT EDITOR: (Atari and North Star)

This program is very user friendly and [illegible] an essential features needed for serious text editing with minimal memory requirements. Features include [illegible] cursor control operations, two different justification modes, [illegible] and [illegible] and [illegible] text manipulation and [illegible]. TEXT EDITOR has been compatible with **ARTWORX** FORM LETTER SYSTEM.

PRICE $39.95 (cassette)

MAIL LIST 2.0: (Atari, Apple and North Star)

This very popular MAIL LIST 2.0 has now been upgraded. Version 2.0 offers enhanced editing capabilities to complement the many other features which have made this program so popular. MAIL LIST is unique in its ability to store a maximum number of addresses per diskette (typically between 1200 and 2500 names). Addresses can be retrieved by name, [illegible] or zip codes. They can be written to a printer or to another file for computer file management. The program uses blocks 1, 2 or 3 zip sections where and will sort by zip, [illegible] alphabetically (by last name). Many are easily changed and MAIL LIST will store [illegible] and [illegible] address files. Designed with MAIL LIST and completely compatible with **ARTWORX** FORM LETTER SYSTEM.

PRICE $49.95 (cassette)

THE VAULTS OF ZURICH: by Tom and Greg Hamm (Atari 24K PET)

Zurich is the banking capital of the world. The rich and powerful deposit their wealth in its famed impregnable vaults. But you, as a master thief, have decided to pulverize the Golden Hand of the centurion. You will journey down a maze of corridors and vaults, avoiding the most sophisticated security system in the world. Your goal is to reach the Chairman's Chamber to steal the most treasured possession of all, THE GREEN DIAMOND.

PRICE $21.95 (cassette) $26.95 (diskette)

BRIDGE 2.0: by Arthur Walsh (Atari 24K, Apple, TRS 80, PET, North Star and CP/M [illegible] compatible)

Bridge 2.0 by Creative Computing, BRIDGE 2.0 is the only program that allows you to bid and for the contract and play out the hand (an extension of [illegible] enjoyable game) [illegible] "Duplicate" bridge feature. This is certainly an ideal way to [illegible] bridge or to get into a game when another [illegible] partner are available.

PRICE $17.95 (cassette) $21.95 (diskette)

ENCOUNTER AT QUESTAR IV: by Douglas McFarland (Atari 24K)

As Commander of Alpha Station, you must defend Questar Sector IV from the creeping Zentaurans. Using your alpha station hyperspace weapons and wits to avoid Zentauran missiles and double phasers, you struggle to stay alive. This BASIC/Assembly level program has super speed, full player missile graphics and real time action.

PRICE $21.95 (cassette) $25.95 (diskette)

NEW PROGRAMS!

GOLDEN GLOVES: by Douglas Eaton (Atari 24K)

Use your joystick to jab, block and duck as each player attempts to land the knockout punch. This unique real time program is one of the pioneers of [illegible] to your Atari. GOLDEN GLOVES is a one or two player game, or you can be a spectator as the computer controls both fighters.

PRICE $22.95 (cassette) $26.95 (diskette)

CRAZYTRACK: by Peter Adams (Atari 16K)

The Crazies are at the kings [illegible] and the only defenses are three MX bases. Missiles can be launched singly or in 3 salvos, but it is doomsday when any run out of missiles.

PRICE $17.95 (cassette) $21.95 (diskette)

DOMINATION: by Kurt Bowman (Atari 24K)

Set even one or two players compete for power via economic, diplomatic and military means in this award winning game. You must make decisions rapidly, exercise skilled hand eye coordination and [illegible] and cope with random events.

PRICE $17.95 (cassette) $21.95 (diskette)

POKER TOURNEY: by Edward Dow (Atari 32K, Numerical)

You are invited to a high stakes Draw Poker Tournament facing six opponents including Lakewood Louie, Molly Pete and Dapper Dan. Each has his own style of play and of bluffing. POKER TOURNEY follows the Jokert hand from before dealer goes and each round is played based on pot odds. The Atari version's graphics and sound are superb of course (programmed by Jerry Wilford making POKER TOURNEY the close program of its type.

PRICE $18.95 (cassette) $22.95 (diskette)

HAZARD RUN: by Dennis Zenzler (Atari, 16K)

The Sheriff has justified you and you must make the treacherous run through Crooked Canyon, past Raven's Nest to the jailhouse! Mount Creek and safety. You can even pull the capture notorious GEE LEE car upon the wheels to make it through some tight spots. A least fast is not always the answer as you dodge trees, rocks and hurdles in this name to a game. HAZARD RUN employs full use of player missile graphics, redefined characters and fine scrolling techniques to provide loads of fast action and music accompaniment.

PRICE $27.95 (cassette) $31.95 (diskette)

ORDERING INFORMATION

Call ARTWORX toll free number to order direct:
800-828-6573
In New York, Alaska, Hawaii call:
(716) 425-2833

All orders are processed and shipped within 48 hours.

Shipping and handling charges:
Within North American, Add $2.00
Overseas North American Add 20% (Air Mail)
New York State residents add 7% sales tax.

Quantity Discounts:
Deduct 10% when ordering 3 or more programs.

Ask for ARTWORX at your local computer store.

Write for FREE Catalogue listing more information about these and other quality ARTWORX programs.

Artworx
150 North Main Street Fairport, NY 14450

images...ibm images...ibm ima

Will Fastie

> *Happy birthday to you,*
> *Happy birthday to you,*
> *Happy birthday dear PC,*
> *Happy birthday to you.*

NEW YORK, August 12—IBM Corporation today announced its smallest, lowest-priced computer system—the IBM Personal Computer.
Designed for business, school and home, the easy-to-use system sells for as little as $1,565. It offers many advanced features....

IBM Press Release
August 12, 1981

NEW YORK—International Business Machines Corp. has made its bold entry into the personal computer market, and experts believe the company's giant could capture the lead in the youthful industry within ten years.
Yesterday the company introduced several versions of a small computer....

The Wall Street Journal
August 13, 1981

The International Business Machines Corporation, the giant of the computer industry, is thinking smaller. Yesterday it introduced a personal desktop computer for use at home, in schools and in business.
Although the announcement had been expected for months....

The New York Times
August 13, 1981

So the IBM Personal Computer is a year old. Well, my IBM Personal Computer isn't a year old, but I think I've already told that story. To celebrate, I have cooked up something special.

There is one burning question I just can't seem to get a handle on: How many PCs have been sold? And what do they look like?

Last month I mentioned some guesstimates, but I'm not satisfied with the data yet. So I've decided to bite the bullet and do my own survey, which is included in this column. Here's the deal. You fill out the survey (PC owners only, please!), and I'll do the dirty work and report back as soon as I can. I make no claim that my results will be perfectly statistically valid, but they are sure to be interesting.

Mail your completed survey to me at the address shown below. Please mark the envelope SURVEY. Please don't include other correspondence with the survey submission—I'm not necessarily going to open these things right away. Deadline for submission is September 30, 1982; surveys received after that date will not be included in the tally.

If I end up with 10,000 surveys, I guess I'll find out how many good friends I really have.

IBM Announcements

I was going to spend some time this month griping about the limited capacity of my disks. One of the things IBM announced this month makes that complaint ring hollow, although I guess I could still complain about my disks—they're still small!

A very significant announcement was for disk drives of increased storage capacity. The new disks are double-density, double-sided, and will allow 320,000 bytes to be stored on one diskette. With these drives, the storage capacity of the IBM Personal Computer is doubled, and although I would prefer at least 500,000 byte disks, the new size allows considerably more flexibility. The new disks retail for $650 from IBM. At the same time, IBM reduced the price of the 160K drive from $570 to $450.

The new disk prices are still not competitive with the general market. The single-sided disk is usually available for under $300 (e.g., the Tandon model 100-1) and has been advertised as low as $209. Double-sided drives (e.g. the Tandon model 100-2) usually cost about $325, and my friend Tom just bought a pair for $299 each. Once again, it appears that IBM is twice the price.

Accompanying this was the announcement of a new version of IBM DOS.

W. H. Fastie, 7101 Sheffield Road, Baltimore, MD 21212. Correspondence can only be acknowledged when a stamped self-addressed envelope has been provided. Source address: TCP/M

"Only VR Data can offer you a Winchester Hard Disk Drive for your IBM Personal Computer...

...with the same level of excellence and state-of-the-art technology you'd expect from IBM."

Warren Rosenkranz, President, VR Data

We are tremendously impressed with the IBM Personal Computer. When we set out to increase its capability with our exclusive, totally compatible Winchester Hard Disk Drive and Memory Board, we dedicated ourselves to making the very finest products possible. Some very knowledgeable dealers and users say we've totally succeeded. See for yourself!

As with our Winchester Hard Disk Drive, all our designs are tested, re-tested and "burned in." We're so sure of our quality control that we offer an unconditional 120 day extended warranty covering full costs of parts and labor on all VR Data products.

OTHER QUALITY PRODUCTS FROM VR DATA

Winchester Hard Disks
6.1 Megabytes
9.6 Megabytes
19.0 Megabytes

2x 6.5 Megabytes
2x 9.6 Megabytes
2x 19.0 Megabytes

Memory Boards with Error Correction
64 Kbytes, 192 Kbytes
128 Kbytes

In The Queue
D-Con Direct connect internal modem
The Echo Winchester Backup

Insist on the best.
Ask for us by name.

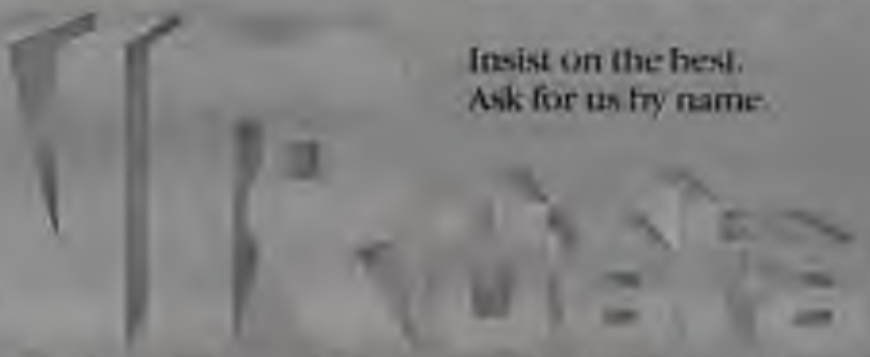

777 Henderson Boulevard N-6 Folcroft, PA 19032 800-345-6102

MICROCOMPUTER EXCELLENCE SINCE 1972

CIRCLE 253 ON READER SERVICE CARD

IBM, continued...

Version 1.1 of DOS includes support for both the old and new disks, which can be mixed on a system. Enhancements include a speedup of the reading and writing of diskettes and the ability to direct parallel printer output to a serial printer. Also included is Basic version 1.05, which has the now-famous bug repaired. It costs $40, and I gather that it will now be the standard issue.

I have only seen a lot of enhancements so far, as opposed to trying them out, but the improvements are very nice and much needed. One very important point is that 160K diskettes can be read in the larger drive, because the information regarding the disk format is stored on the disk itself. That means you can upgrade and still use single-sided media.

The most significant of the announcements concerned the printer. The same printer which sold for $755 will now sell for $555. Although an Epson MX-80 can be purchased for under $500, the new IBM price is much more competitive and reasonable. The printer, I'm told, will be exactly the same as the current machine. This means it will not include the Graftrax-Plus option recently announced by Epson.

I'm happy to see the price reduction, but I regret that IBM has not seen fit to provide the graphics option with the printer, or to provide a character set which exactly matches the complete character set of the display.

There were three software announcements. Most important is the Microsoft Basic compiler, for $300. The program processes a Basic program and produces a version which can run considerably faster. Because the most common complaint about systems written with Basic is performance, this announcement will be of great interest to software developers. The other two packages are from BPI: Inventory Control and Accounts Receivable, both $425.

In other announcements, IBM added retailers to their distribution network, a list of which appears in Table 1, and changed the software submission plan. The changes in software submission include the elimination of the royalty ceiling and revisions in the agreements. However, the royalty terms are no longer

Table 1. New Authorized IBM Personal Computer Dealers

ASD Office Systems	Poughkeepsie, NY
CBM Inc.	Lexington, KY
Compushop, Incorporated	Richardson, TX
Compushop of Georgia, Inc.	Atlanta, GA
Computer City	Brea, CA
Computer Concepts	Beaumont, TX
Computer Depot, Inc.	Minneapolis, MN
Computerworks	Westport, CT
Computer Systems Specialist	Wappinger's Falls, NY
Entire Computer Centers	McLean, VA
Frederick Computer Products	Frederick, MD
General Microcomputer, Inc.	South Bend, IN
Personal Business Computers	Salt Lake City, UT
Photo & Sound Company	San Francisco, CA
The Computer Mart, Inc.	Troy, MI
The Computer Room	Kalamazoo, MI

800-SOFTWARE DECLARES WAR ON CP/M® PRICES!

dBASE II™ $495

WORDSTAR™ $239 For IBM/PC

SuperCalc™ $199

PERFECT WRITER™ $229

800-227-4587 GETS YOU THE BEST FOR LESS

MICROPRO™ — PERFECT SOFTWARE™ — SELECT™ — FOX & GELLER™ — FOX ACCOUNTING™

WE OFFER TECHNICAL SUPPORT ON ALL SALES

TO ORDER CALL TOLL FREE 800-227-4587** VISA-MASTER-AM. EX.

- FREE CUSTOMER SERVICE 415-974-5990
- RELIABLE UPS BLUE LABEL DELIVERY
- WE SPECIALIZE IN BUSINESS CP/M®

800-SOFTWARE™
185 Berry Street
San Francisco, California 94107

**800-622-0678 in California (Calif. residents add sales tax)

800-SOFTWARE HAS THE BEST CP/M® PRICES!

CIRCLE 160 ON READER SERVICE CARD

NEW

512KB WITH RS232-C PORT IBM PERSONAL COMPUTER MEMORY!

SINGLE BOARD 512KB WITH RS232-C IBM PERSONAL COMPUTER MEMORY

Designed Specifically for IBM's PERSONAL COMPUTER is Chrislin Industries newest CI-PCM+ Memory Module.

FEATURES INCLUDE:

- On board parity generator checker.
- Up to 512KB in a single option slot with Personal Computer Compatible RS232-C Port.
- Off-the-shelf delivery.
- Full one-year parts and labor warranty.
- Pin-to-Pin compatibility.
- Available in 64KB, 128KB, 192KB, 256KB, and 512KB configurations.
- Addressable as a contiguous block in 64KB increments through 1 megabyte.

DON'T ASK WHY WE CHARGE SO LITTLE, ASK WHY THEY CHARGE SO MUCH.

Chrislin Industries, Inc.

31352 Via Colinas • Westlake Village, CA 91362 • 213-991-2254
TWX 910-494-1253 (CHRISLIN WKVG)

CIRCLE 127 ON READER SERVICE CARD

fixed at 15% but are negotiated individually. I certainly feel that these changes represent an improvement, but until I see the new agreements I will have to reserve judgment. There is still a two-step procedure involving a "simplified" submission agreement. The original submission agreement was too restrictive, in my opinion.

Programs

I've included a couple of programs that might be of interest. Listing 1 is a "lander" program written by my friend Rich. It is a very simple-minded game, the object of which is to land the plus sign in the goal at the bottom. A reasonable terminal velocity is required. The game has no error checking, and so aborts if the "ship" goes off either side or the top. Thrust is applied by pressing the arrow keys on the cursor keypad, resulting in the application of thrust such that the ship moves in the direction of the arrow pressed.

I provide this game because it illustrates several good points. First, the game is rather entertaining. The office staff enjoyed it, and my secretary almost wore out the machine playing it. Second, the program is relatively short given the problem, attesting to the power of this Basic. Finally, the performance is more than acceptable. I would have never thought to write the program, simply because I would not have believed it would be fast enough.

Here are some challenges: 1) Fix the program to either a) crash against the top and sides or b) bump off of them. 2) Modify the program to show the rockets thrusting. 3) Modify the program to include obstacles, or to move the terrain below if the ship moves off to either side. (Note: the answers are not available from me!)

The second program, shown in Listing 2, is provided to demonstrate a technique that may be of use to software developers. An irritation of mine is that the keyboard has nothing to indicate which state the keypad is in. This program can actually change the state of the pad from numeric to cursor control or vice versa.

For demonstration purposes, I have written the program so that it announces the code for any key depressed, and switches the keypad whenever the plus sign (+) is depressed. The technique illustrated can be used by a program to force the keypad into a particular state. The information I needed to devise this program was found in the Technical Reference Manual in the BIOS listing.

Games — (Mini-Reviews)

As you may remember, I have been languishing waiting for games. This month, things finally broke loose.

Listing 1a. Lander Game Using Graphics (Color Board required).

```
1. ANDERMG
100 'LANDER by Richard Foard
110 'requires BASICA, Color/Graphics Adapter; assumes C/80 keyboard'
120 'use cursor control keys to move ship
130 KEY OFF: CLS: SCREEN 1
140 DIM CURS(20)
150 GOSUB 450
160 FUEL=25: GRAVITY=.2: TIND=.5
170 WHILE CY < 180
180   TIME=TIME+TINC
190   PUT (CX-4,CY-4), CURS,XOR 'erase current ship
200   CX=CX+VX: CY=CY+VY
210   VX=VX+AX: VY=VY+AY+GRAVITY*TINC
220   AY=0: AX=0: VX=VX+(-SGN(VX)*.05*TINC*ABS(VX))
230   PUT (CX-4,CY-4),CURS,XOR 'place ship in new position
240   GOSUB 320
250 MENU
260 LOCATE 7,33: PRINT "Time ";TIME
270 LOCATE 9,33: IF CX<160 OR CX>190 THEN PRINT "Off target"
280 LOCATE 11,33
290 IF VY<2 THEN PRINT "Excessive ";
300 IF VY>1 THEN PRINT "Crash!!!"
310 LOCATE 1,1: END
320 '---------------- Get input key - apply thrust
330 A$=INKEY$: IF A$="" THEN RETURN
340 IF LEN(A$)<>2 THEN RETURN ELSE A = ASC(RIGHT$(A$,1))
350 FUEL=FUEL-1*TINC
360 IF FUEL<=0 THEN SOUND 150,1: RETURN 'out of fuel
370 IF FUEL<5 THEN SOUND 1100,1: SOUND 1400,2 'low fuel
380 IF A = 72 THEN AY=AY-1*TINC: GOTO 350 'cursor up key
390 IF A = 80 THEN AY=AY+1*TINC: GOTO 350 'cursor down key
400 IF A = 75 THEN AX=AX-1*TINC: GOTO 350 'cursor left key
410 IF A = 77 THEN AX=AX+1*TINC: GOTO 350 'cursor right key
420 GOTO 330
430 '---------------- Initialize
440 LINE (0,9)-(8,4): LINE (4,9)-(4,8): CIRCLE (4,4),4
450 GET (0,0)-(8,8), CURS: CX=4: CY=4
460 LINE (0,190)-(319,199),,B
470 LINE (150,175)-(150,185)
480 LINE (160,175)-(160,185)
490 RETURN
```

Listing 1b. Lander Game for the Monochrome Display.

```
1. ANDERMM
100 'LANDER by Richard Foard — adapted for character display by Will Fastie
110 'requires BASICA, Either Adapter in 80 column mode;
120 'use cursor control keys to move ship
130 KEY OFF: WIDTH 80: CLS
140 SHIP$=CHR$(127)
150 GOSUB 450
160 FUEL=25: GRAVITY=.5: TIND=.2
170 WHILE CY < 24.5
180   TIME=TIME+TINC
190   LOCATE CY,CX: PRINT " ": 'erase current ship
200   CX=CX+VX: CY=CY+VY
210   IF CY>25 THEN CY=25 'adjust for touchdown to avoid error
220   VX=VX+AX: VY=VY+AY+GRAVITY*TINC
230   AY=0: AX=0: VX=VX+(-SGN(VX)*.05*TINC*ABS(VX))
240   LOCATE CY,CX: PRINT SHIP$; 'place ship in new position
250   FOR D=1 TO 200: NEXT 'delay
260   GOSUB 340
270 MENU
280 LOCATE 7,33: PRINT "Time ";TIME
290 LOCATE 9,33: IF CINT(CX)<39 OR CINT(CX)>41 THEN PRINT "Off target"
300 LOCATE 11,33
310 IF VY>2 THEN PRINT "Excessive ";
320 IF VY>1 THEN PRINT "Crash!!!"
330 LOCATE 1,1: END
340 '---------------- Get input key - apply thrust
350 A$=INKEY$: IF A$="" THEN RETURN
360 IF LEN(A$)<>2 THEN RETURN ELSE A = ASC(RIGHT$(A$,1))
370 FUEL=FUEL-1*TINC
380 IF FUEL<=0 THEN SOUND 150,1: RETURN 'out of fuel
390 IF FUEL<5 THEN SOUND 1100,1: SOUND 1400,2 'low fuel
400 IF A = 72 THEN AY=AY-1*TINC: GOTO 350 'cursor up key
410 IF A = 80 THEN AY=AY+1*TINC: GOTO 350 'cursor down key
420 IF A = 75 THEN AX=AX-1*TINC: GOTO 350 'cursor left key
430 IF A = 77 THEN AX=AX+1*TINC: GOTO 350 'cursor right key
440 GOTO 330
450 '---------------- Initialize
460 CX=1: CY=1: LOCATE CY,CX: PRINT SHIP$;
470 LOCATE 25, 1: PRINT STRING$(79,205);
480 LOCATE 25,38: PRINT CHR$(209);: LOCATE 25,42: PRINT CHR$(207);
490 RETURN
9999 RUN
```

SAVE $6 **DISCOUNT PRICES** SAVE $5

apple computer

APPLE COMPUTER SYSTEMS SOLD ONLY IN STORE. CALL FOR PRICES.

RAM MEMORY
FOR TRS-80, APPLE II

General Information:
We carry a large selection of hardware and software by other companies. Send for our catalog.
We are an authorized repair center for **APPLE, ATARI, NORTH STAR, AND EPSON.**

ATARI

400 16K	$[illegible]
800 16K	[illegible]
410 Recorder	[illegible]
810 Disk	[illegible]
825 Printer	[illegible]
825 Printer	[illegible]
830 Modem	[illegible]
850 Interface Module	[illegible]
CX852 RAM	[illegible]
CX70 Light Pen	[illegible]
CX30 Paddle	[illegible]
CX40 Joystick	[illegible]

VERBATIM DISKETTES

Box of 10 5¼"	[illegible]
Box of 10 8"	[illegible]

NorthStar

ADV-2Q-64K	[illegible]
ADV-1Q-64K-HD-5	[illegible]

HRZ-2Q-64K	[illegible]
HRZ-1Q-64K-HD-5	[illegible]
HRZ-1Q-64K-HD-10	[illegible]
5 MB HARD DISK	[illegible]
10 MB HARD DISK	[illegible]

PRINTERS

EPSON

MX-70	[illegible]
MX-80	[illegible]
MX-80 F/T	[illegible]
GRAFTRAX	[illegible]
INTERFACE (APPLE)	[illegible]
CABLE (APPLE)	[illegible]

IDS

560G	[illegible]
PRISM	[illegible]

NEC

3510 80CPS	[illegible]
7710 80CPS	[illegible]
8023A	[illegible]

OKIDATA

MICROLINE 80	[illegible]
MICROLINE 82A	[illegible]
MICROLINE 83A	[illegible]
MICROLINE 84	[illegible]

C.I.T.O.H.

STARWRITER 25CPS	[illegible]
STARWRITER 45CPS	[illegible]
FORMS TRACTOR	[illegible]

PRICES SUBJECT TO CHANGE WITHOUT NOTICE. MARYLAND RESIDENTS ADD 5% SALES TAX

FREDERICK COMPUTER PRODUCTS, INC.

TO ORDER CALL:
(301) 694-8884

Store Hours:
MON. THRU THURS. 9:30 AM-9:00 PM
FRI. AND SAT. 9:30 AM-5:00 PM

5726 INDUSTRY LANE FREDERICK, MD. 21701

CIRCLE 167 ON READER SERVICE CARD

---

micromath

MICROMATH revolutionizes the teaching of math!

MicroMath is the long, fun, and complete course of its kind in North America and is highly praised by instructors who use it.

Grade 6 to College Level
MicroMath is a computer assisted mathematics course which will be of value to students from Grade 6 to college level.

63 Lessons, 16 Tests, 150 Page Workbook
Students can choose from 63 separate lessons dealing with problem and lessons and work continuously at their own speed, with pause or interruption. Each lesson has its own pre-test and the entire package is complemented with a 150 page workbook.

Runs on COMMODORE PET 16K and APPLE II
Versions are available for an OCR formatter.

$400 for Complete Package
A demonstration disk, containing all 3 sample lessons and 2 tests, is available for only $25 refundable upon purchase of complete package.

For more information:
Write: Mr. J. H. Barker
SHERIDAN COLLEGE
Trafalgar Road
Oakville, Ontario
Canada L6H 2L1

IN CAT (416) 845-9430

CIRCLE 229 ON READER SERVICE CARD

R. H. Electronics
[illegible] Ave., Ste DC
Hawthorne, CA 90437
(805) 688-2047

$ 125.

SUPER FAN II
FOR YOUR APPLE II COMPUTER!

$74.95

"COOL IT"

- CLEAN, CALM, DRY HOUSE FOR WINDOWS • REPLACEABLE FILTER
- AVAILABLE IN 120V OR 240V AND 50-60HZ • 24 PAGE E. MANUAL
- REDUCES HEAT CAUSED BY EXTRA FILES IN CABINET
- INCREASED RELIABILITY — MEANS LONG TIME AND REPAIR CHARGES
- FAN OR BLACK EQUIP
- [illegible] DRAWING EFFECT (WHEN THROUGH YOUR COMPUTER FOR SPECIAL FAN AND MOTOR DOWN)
- "QUIETEST FAN ON THE MARKET"
- EXTRA 120V OUTLET FOR MONITOR OR ACCESSORIES TURNS ON WHEN YOU TURN ON YOUR FAN (NOT AVAILABLE ON 240V MODEL)
- HOLD WORLD WIDE • UNDER 1 YEAR WARRANTY

HOW TO HOOK IT UP: [illegible]

Dealer Inquires Invited

CIRCLE 219 ON READER SERVICE CARD

The first game I got was *Computrube* from Stoneware. The program is a Rubik's Cube manipulator that can either obey your commands as you try to solve the cube, or show you the solution. In addition, *Computrube* allows you to describe the particular cube configuration you wish solved, and then proceeds to solve it. The program requires a disk-based, 48K system with the Color Graphics Adapter, and costs $29.95.

I'm not a Rubik's Cube fanatic; I bought one of the books very quickly after I got the cube. I did enjoy playing with the program, however. It runs very well, and the graphic display is nicely done. You should be aware that the program does not rotate the cube faces. It simply redisplays the cube in the resultant configuration. If you liked the cube, you'll get your money's worth here.

Next I received a veritable blitz from Infocom, and if I ever get my hands on Marc Blank I'll strangle him! Why? Because I quickly became addicted to these games and spent too much time playing them and not enough time doing other things, like eating and sleeping and talking to my family—you know, little things like that.

The games are *Zork I* (The Great Underground Empire), *Zork II* (The Wizard of Frobozz), and *Deadline*. The Zorks are Infocom's adventure games. Now I am not a big fan of adventure games, for a variety of reasons, but I did enjoy playing these. One thing that helped me was that Marc sent along the Zork Users Group (can you believe it?) maps, which show you the entire layout. This saved me a lot of time, because I did not have to map the empire and could concentrate on playing and figuring out how to solve some of the problems.

It was fun, and I'll play some more for sure. However, I won't play them again until I solve the *Deadline* mystery. *Deadline* is a very, very good game, and it has some features that I have simply never seen before.

Deadline is a mystery "adventure" in which you are a detective charged with solving a murder case. I hesitate to use the label "adventure" because although the game works like the Zorks in the sense of player-computer interaction, it is totally different. For one thing, you play against the clock rather than for a score. For another, the game is a "real" situation, one you can identify with and understand.

Your intuition will work better here than in Zork. You are also not going to be eaten by a giant spider or something as you turn a corner. Another important factor is the dynamic quality of the game.

People do things whether you see them or not. You might miss a clue if your timing is off. For example, once I was the last one to arrive for the reading of the will, but I was not late. When I was seen, someone said that everyone was present and we got started. But one time I was very late, and someone yelled angrily at me that I had kept them waiting. *Terrific!*

Deadline is tough, and enormously entertaining. I can't remember when I have enjoyed a computer game more. It does still have some rough edges, but Marc told me that most problems are gone and that the smoothing process is an on-going one. Good news, because the wrapper on *Deadline* says "First of the Interlogic Mystery Series from Infocom." I'm going to languish again waiting for #2.

The three Infocom games require a 48K system and work on any display. By the way, unlike most adventure games I have tried, these games speak English. For example, if you wanted to pick up the coins and the diamonds, you could say just exactly that. It's a lot more natural and intuitive.

Very close to my deadline (no pun intended) I got *Temple of Apshai* from Automated Simulations. This is fundamentally an adventure game, but it has a twist which will have me playing it for a while at least. The twist is animated graphics, which aren't bad, especially for a program written in Basic.

I played it just enough to get the idea, so I lack sufficient experience to comment fully. It was fun, but not enough to drag me away from *Deadline*. I'll say more after I've spent more time, but I enjoyed what I saw, even though I got killed pretty fast. You'll need a color graphics adapter for this game.

Listing 2. Keypad Mode Control Demonstration Program.

```
10 REM L.6KB
100 '(C)1982 - Demonstration of NUMLOCK function under program control
110 'Bill Fustle -- 28 May 82
120 'Depress the escape key (ESC) to terminate program
130 'For these memory address definitions, see Tech. Ref. pg. 5-7
140 DATASEGMENT = &H40
150 KBFLAG = &H17
160 NUMSTATE = &H20
170 'Main Program
180 KEY OFF: FOR I = 1 TO 10: KEY I,"": NEXT: CLS
190 DEF SEG = DATASEGMENT
200 GOSUB 460: GOSUB 340
210 'Repeat
220   GOSUB 460
230   IF NUMSTATE <> OLDSTATE THEN GOSUB 340
240   OLDSTATE = NUMSTATE
250   'Decode keyboard; interpret. * is usual NUMLOCK toggle. NUMLOCK also works
260   C$=INKEY$: IF C$="" THEN GOTO 210
270   FUNCTIONKEY = 0: IF LEN(C$)=2 THEN FUNCTIONKEY = 1: C$=RIGHT$(C$,1)
280   C = ASC(C$)
290   LOCATE 10,1: PRINT SPC(29);
300   LOCATE 10,1: PRINT USING "Key code is ###";C
310   'Some characters in the range 0 to 31 may cause strange display effects
320   IF FUNCTIONKEY THEN PRINT "; a function key"
                     ELSE PRINT "; the character";C$
330   IF NOT FUNCTIONKEY AND C$="*" THEN GOSUB 410
340   IF NOT FUNCTIONKEY AND C$=CHR$(27) THEN END
350 GOTO 210
360 'Subroutine to display state if keypad
370 LOCATE 25,1: PRINT SPC(29);
380 LOCATE 25,1: PRINT "Keypad mode is ";
390 IF NUMSTATE THEN COLOR 0,7: PRINT "Numeric";: COLOR 7,0
                ELSE PRINT "Cursor";
400 RETURN
410 'Subroutine to toggle NUMSTATE
420 GOSUB 460
430 IF NUMSTATE THEN NUMSTATE = 0 ELSE NUMSTATE = NUMSTATE
440 POKE KBFLAG,(PEEK(KBFLAG) AND (NOT NUMSTATE)) OR NUMSTATE
450 RETURN
460 'Subroutine to get current state
470 NUMSTATE = (PEEK(KBFLAG) AND NUMSTATE)
480 RETURN
```

New Products

There are two more graphics screen dump programs available. RaTrax is from Ratcom, Inc., and costs $25. The Graphics Hardcopy System is from Versa Computing, Inc., and costs $24.95.

Rick Thomas, of Ratcom, kindly lent me a set of Graftrax-80 ROMS. I promise (I really do) to try all the packages for next time and let you know how they are.

Microsoft Corporation has announced their first hardware product for the IBM Personal Computer. It is the RAMCard, an add-in memory card supplied in 64, 128, 192, and 256K byte sizes. Prices range from $495 to $1095, in $200 increments. The board is expandable with 64K upgrade kits called RAMChip, costing $200. Also supplied is software called RAM-Drive, which allows the memory to emulate a disk. The board is shown in Photo 1.

Microsoft's RAMcard Memory Expansion Card.

There are so many add-in memory manufacturers that it is becoming difficult to mention them all. At the end of the column I have listed all the companies I know of. Look for my comparative evaluation of memory cards in the upcoming *Creative Computing Buyer's Guide to Personal Computers, Peripherals and Electronic Games*.

Davong Systems, Inc. has announced a second hard disk for the PC. The DSI-514 provides 12 megabytes of storage capacity for the price of $2695. Software supplied includes a diagnostic program, the hard disk formatter, an installation/configuration program, and utilities. The software support is for IBM DOS, although Davong said support will be available for other operating environments as well.

Davong has also announced the DSI-ASYNC, an add-in board containing two asynchronous serial ports. The price of $199 includes software, including a set-up program and a full duplex terminal emulation program. The device is shown in Photo 2.

Ensign Software has announced four packages. They offer an *ISAM Database* package for $69.95, a *Bowling League Statistics Manager* at $99.95, and a *Basic Cross Reference* program for $24.95. The fourth package is *Games Package 1* for $29.95, a collection of ten games: Qubic, Othello, Kingdon, Cribbage, Black Box, Space Trek, Black Jack, Master Mind, Americans Quiz, and Presidents Quiz.

Lifeboat Associates has announced the *Lattice C Compiler* for the IBM Personal Computer. Compatibility is claimed with the Kernighan and Ritchie specification, with Unix V7, and with the BD C Compiler. The compiler supports the IBM DOS environment, can support the 8087 or invoke library functions, and produces relocatable machine code. The compiler costs $500.

An almost identical paragraph could be written for Computer Innovations' *C86 C Compiler*. At the time of this writing, certain features were still being implemented but the compiler is available, and updates are available at a nominal ($20) fee.

The big difference between this and the Lifeboat version is that the price of the compiler is $250, and George Eberhard says that he intends to hold this price, even when the compiler can generate in-line 8087 instructions. In addition, he claims the compiler and library will provide support for the IBM DOS, IBM CP/M-86, Compuview CP/M-86, and standard CP/M-86 (for the DisplayWriter, I guess) environments. The price for each is the same.

Applied Analytics, Incorporated, has announced microSpeed. They have provided microSpeed for the Apple II for several years and will soon be making it available for the IBM PC. For the Apple, Applied Analytics supplies an extended version of the Forth programming language and an add-in board using the Intel 8231A Arithmetic Processor.

The combination for IBM will be the software and the Intel 8087 Numeric Processor. Some current applications of microSpeed include real-time simulations of the displays on the Space Shuttle, and a Navy flight simulator.

I got a real surprise when I opened my mail to find an announcement from BYAD Inc. The product is the DS1 Expansion Circuit Board and Software Package. Guess what? The Xedex Baby Blue CPU + has some competition. This is an add-in board with a Z80B CPU and 64K bytes of memory. The DS1 costs $660, including software. The DS2 is a DS1 with the addition of a serial port, and lists for $760.

BYAD handles their Z80 differently than Xedex. CP/M 2.2 is supplied and "no special tasks...such as translation or adding headers" is required to run a CP/M program. This is a direct volley at Xedex, which does require translation of the CP/M program.

However, BYAD does not allow execution of the CP/M programs from the IBM DOS environment. Instead, their system disk must be booted, at which point the Z80 is engaged and CP/M takes control. The transparent operation of the Xedex product is a strong selling point. Like the Baby Blue, the DS1 acts as IBM memory when the Z80 is not active.

The presence of the serial port increases the value of the board. More important, however, is the fact that the system can be configured to allow the Z80 to control the serial port and act as an intelligent communications processor for the Personal Computer. In other words, you can have both processors running independently in such a configuration.

Media Systems Technology, Inc., has introduced a format module for their line of desktop diskette copiers. The module enables the copiers to automatically mak-

Davong System's Dual Asynchronous Serial Card.

produce IBM diskettes. This product is of greatest interest to software manufacturers who typically have a requirement for volume diskette production. The format module costs $450.

This next item might interest a few of you. I have been looking for someone who supplies continuous form, pressure sensitive labels on a 9 1/2" carrier. Most suppliers can provide labels on an 8 1/2" carrier, but my problem is my IBM 80 CPS printer modified with my CompuCable friction feed kit.

Once modified, the pin wheels (tractors) do not move, and are (you guessed it) 9 1/2" apart. Two sizes of label, both on the 9 1/2" carrier, are available from Misco. They are on page 56 of the Summer 1982 catalog.

A product called *The Answer* has been announced by North American Business Systems. The program is an information handling system. I call it that because the manufacturer objects strongly to the use of the term "data base" to describe his product. In fact, he is quite right because the *Answer* seems to be a totally unique and very flexible product.

I have seen the demo, but have yet to try the program out. I understand the underlying concept, however, and if half of what is claimed is true, this could be a very important software package. It costs $250.

Avalon Hill has announced their entry into the IBM market. Five of their games are now available for the IBM Personal: *Midway Campaign*, *Stocks & Bonds*, *Galaxy*, *Voyager*, and *Draw Poker*. I've played *Stocks & Bonds*, which is just like the board game, and it's enjoyable. The games range in price from $21 to $25.

Finally, I'm sure everyone has heard of Digital Equipment Corporation's (DEC) entry into the personal computer market. One of the three machines they announced, the Rainbow 100, uses both the Z80 and the 8088 CPU. The machine is touted as both an 8- and 16-bit CP/M system, running either CP/M-80 or CP/M-86.

This machine is obviously aimed at the IBM PC market, and has the advantage of competing in the general CP/M market as well. The significance to me is the 8088 CPU, the same one used in the IBM, and thus it can, and in fact does, run the same operating system used in the Personal Computer.

This is good news for IBM PC owners. First, the software market is richer as a result of the greater 8088 CPU population. Second, competition in this market is needed and can be effective, even against IBM. It'll keep 'em honest.

Firms mentioned in this column:

Stoneware Incorporated
50 Belvedere St.
San Rafael, CA 94901
(415) 454-6500

Infocom, Inc.
55 Wheeler St.
Cambridge, MA 02138
(617) 492-1031

Zork Users Group
P.O. Box 20923
Milwaukee, WI 53220-0923

Automated Simulations, Inc.
P.O. Box 4247
Mountain View, CA 94040

Ratcom, Inc.
7620 S.W. 147th Ct.
Miami, FL 33193
(305) 382-3947

Versa Computing, Inc.
3541 Old Conejo Rd., Suite 104
Newbury Park, CA 91320

Microsoft Corporation
10700 Northup Way
Bellevue, WA 98004
(206) 828-8080

Davong Systems, Inc.
1061 Terra Bella Ave.
Mountain View, CA 94043
(415) 965-7130

Ensign Software
2312 N. Cole Rd., Suite E
Boise, ID 83704
(208) 378-8080

Lifeboat Associates
1651 Third Ave.
New York, NY 10028
(212) 860-0300

Computer Innovations, Inc.
75 Pine St.
Lincroft, NJ 07738
(201) 530-0995

Applied Analytics, Incorporated
8910 Brookridge Dr.
Upper Marlboro, MD 20772
(301) 627-6650

BYAD Inc.
5345 North Kedzie Ave.
Chicago, IL 60625
(312) 539-4922

Xedex Corporation
1345 Avenue of the Americas
New York, NY 10105
(212) 489-0444

Media Systems Technology, Inc.
17991 Fitch Ave.
Irvine, CA 92714
(714) 957-0240

Misco, Inc.
Box 399
Holmdel, NJ 07733
(800) 631-2227

North American Business Systems, Inc.
677 Craig Rd.
St. Louis, MO 63141
(800) 325-1485
(314) 432-6106 (in Missouri)

The Avalon Hill Game Company
Microcomputer Division
4517 Harford Rd.
Baltimore, MD 21214
(301) 254-5300

Digital Equipment Corporation
Maynard, MA 01754
(617) 897-5111

The following companies manufacture add-in memory boards for the IBM Personal Computer:

Microsoft Corporation
10700 Northup Way
Bellevue, WA 98004

Intermedia Systems
10601 S. De Anza Blvd.
Cupertino, CA 95014

Davong Systems, Inc.
1061 Terra Bella Ave.
Mountain View, CA 94043

IBM Corporation
System Products Division
P.O. Box 1328
Boca Raton, FL 33432

Xedex Corporation
1345 Avenue of the Americas
New York, NY 10105

CTI
985 W. Maude Ave.
Sunnyvale, CA 94086

Quadram Corporation
4357 Park Dr.
Norcross, GA 30093

Our Name Means a Great Deal

consumer computers

NEW PC-6000

NEW!

16K RAMBOARD FOR APPLE II

$50.00 KIT

VIC-20

The Friendly Computer

ONLY $244.50

ATARI

PERSONAL COMPUTER

Accessories

PRINTERS

MONITORS

DISKETTES

IBM COMPATIBLE ACCESSORIES

SOFTWARE

NEW SANYO

Best terminal prices on . . .

TeleVideo

ADDS

BASIS

Toll Free

800-854-6654

Information & California 714-698-8088

CIRCLE 147 ON READER SERVICE CARD

ATARI

400 16K	$319.00
400 YOURS to 32K or 48K	CALL
800 (16K)	659.00
410 RECORDER	54.00
810 DISK DRIVE	449.00
850 INTERFACE	169.00
830 MODEM	149.00
825 PRINTER	575.00
481 ENTERTAINER KIT	85.00
482 EDUCATOR KIT	125.00
483 PROGRAMMER'S KIT	60.00
484 COMMUNICATOR KIT	309.00

Prices subject to change without notice.
Shipping extra. No tax out of state.
Ca. residents add appropriate taxes.

WE ARE AN AUTHORIZED ATARI SALES AND SERVICE CENTER

COMPUTERTIME, INC.

P.O. Box 218
Kentfield, CA 94914

CALL TOLL-FREE 800-227-2520
In California 800-772-6064

CIRCLE 142 ON READER SERVICE CARD

SOUTHWESTERN DATA SYSTEMS

is proud to announce its recent appointment as the official sales representative for the player Earth for the 1029Bit Software Co., Inc. Of course, contact is the information that they have recently released the first Apple II arcade game written by an alien. 1029Bit

Unfortunately, due to U.S. Postal limitations, the translated version of the game and manual have been lost in transit. S.D.S. therefore asks your assistance in determining the actual rules for the game by translating the alien text of the instructions presented during game play.

Although you may see ads from 1029Bit Software Co., Inc., you may wish to get a copy directly from your dealer to avoid unnecessary delays to unfortunately unpleasant problems imposed by U.S. Customs.

Remember, for the latest in arcade game software it's

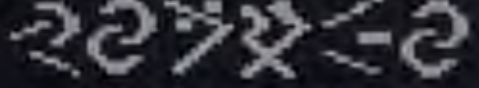

$34.95 ASK FOR IT BY NAME!

southwestern data systems

CIRCLE 340 ON READER SERVICE CARD

SOFTWARE TREE
PROUDLY PRESENTS
CORPORATE STRATEGY
A GAME OF MAKING MONEY IN BUSINESS

YOU ARE THE TOP EXECUTIVE OF A COMPANY THAT BUILDS ROBOTS. IT IS YOUR JOB, AS WELL AS YOUR OPPONENTS, TO BUY LOW AND SELL HIGH TO MAKE MONEY. FOR 2 TO 8 PLAYERS.

PRICES: APPLE II, ATARI 400/800 OR COMMODORE/PET (ALL VERSIONS 16K)
$21.95 - CASSETTE
$29.95 - DISKETTE WITH CURRENT DOS RELEASES FOR EACH.
CALIF. RESIDENTS ADD EITHER 6% OR 6½% SALES TAX.
MAKE CHECK/MONEY ORDER PAYABLE TO:

SOFTWARE TREE
P.O. BOX 51354
SAN JOSE, CA 95151 - 5354

ATARI, APPLE II AND COMMODORE PET ARE TRADEMARKS OF ATARI INC., APPLE COMPUTERS AND COMMODORE BUSINESS MACHINES

CIRCLE 235 ON READER SERVICE CARD

IBM, continued...

Zobex
7343-J Ronson Rd.
San Diego, CA 92111

Macrodisk, Inc.
1150 E. Stanford Ct.
Anaheim, CA 92806

Bitstream, Inc.
P.O. Box 809
Lombatcher, FL 33470

Micro Match
10343 Commerce Ave.
Tujunga, CA 91042

DG Electronic Developments Co.
700 South Armstrong
Denison, TX 75020

Personal Systems Technology, Inc.
25957 La Cadena
Laguna Hills, CA 92653

AST Research, Inc.
17925 Sky Park Circle, Suite B
Irvine, CA 92714

TacMar, Inc.
23600 Mercantile Rd.
Cleveland, OH 44122

Datamac Computer Systems
680 Almanor Ave.
Sunnyvale, CA 94086

Chendin Industries, Inc.
31352 Via Colinas, #101
Westlake Village, CA 91362

Seattle Computer Systems
1114 Industry Dr.
Seattle, WA 98188

Raicom, Inc.
7620 S.W. 147 Ct.
Miami, FL 33193

Maynard Electronics
P.O. Box 3322
Longwood, FL 32750

Daystar Systems, Incorporated
10511 Church Rd., Suite A
Dallas, TX 75238

IPCP (Plug Compatibles for Personal Computers)
1250 Oakmead Parkway
Sunnyvale, CA 94086

Sigma Designs, Inc.
3966 Eastwood Cr.
Santa Clara, CA 95055

LET YOUR APPLE SEE THE WORLD!

The DS-65 Digisector® opens up a whole new world for your Apple II. Your computer can now be a part of the action, taking pictures to amuse your friends, watching your house while you're away, taking computer portraits . . . the applications abound! The DS-65 is a random access video digitizer. It converts a TV camera's output into digital information your computer can process. The DS-65 features:

- **High Resolution** — a 256 × 256 picture element (pixel)
- **Precision** — 64 levels of gray scale
- **Versatility** — Accepts either NTSC or industrial video input
- **Economy** — A professional tool priced for the hobbyist

The DS-65 is an intelligent peripheral card with on-board software in 2708 EPROM. Check these software features:

- Full screen scans directly to Apple Hi-Res screen
- Easy random access digitizing by Basic programs
- Line-scan digitizing for reading charts or tracking objects
- Utility functions for clearing and copying the Hi-Res screen

HI-RES PICTURE USING THE DS-65 AND PICTURE SCANNER SOFTWARE

Use the DS-65 for precision security systems; computer portraiture; robotics; fast to slow scan conversion; moving target indicators; reading UPC codes, musical scores and paper tape and more! **GIVE YOUR APPLE THE GIFT OF SIGHT!** DS-65 Price: $349.95 / FSR Camera Price: $299.00 / Combination Price: $599.00

ADDITIONAL SOFTWARE FOR THE DS-65

—**Picture Scanner:** Provides a variety of different dithering algorithms for compressing the digitized image into the Hi-Res screen. Available on 13-sector disk. Price: $39.95

—**Superscan:** Enables you to enhance the DS-65's Hi-Res pictures with colors! Choose from 21 different colors and assign them to grey scale values, modify pictures, zoom, enhance contrast, etc. Print routines for the Anadex and Paper Tiger* are provided. Comes on a 13-sector disk. Written for The Micro Works by Magna Soft. Price: $79.95

—**Portrait System Software:** This program includes captions and a credit line, reverse printing for T-shirt application and the option to save portraits on disk. Specifically for use with a Malibu 165 printer. Call or write for more information.

*Paper Tiger is a trademark of Integral Data Systems, Inc.

MasterCharge/Visa Accepted

THE MICRO WORKS P.O. BOX 1110 DEL MAR, CA 92014 714-942-2400

CIRCLE 192 ON READER SERVICE CARD

20% OFF=GOOD DEAL ON CREATIVE COMPUTING

☐ Send me one year (12 issues) of
CREATIVE COMPUTING

☐ ☐

NEW SUBSCRIBERS ONLY

☐ Send me one year of Popular Electronics for $12.97. (Full subscription price $15.97)

☐ Send me one year (12 issues) of
CREATIVE COMPUTING

☐ ☐

NEW SUBSCRIBERS ONLY

☐ Send me one year of Popular Electronics for $12.97. (Full subscription price $15.97)

PROGRAM YOUR ORDER TODAY!

PROGRAM YOUR ORDER TODAY!

NO POSTAGE
NECESSARY
IF MAILED
IN THE
UNITED STATES

BUSINESS REPLY CARD

FIRST CLASS PERMIT NO. 66 BOULDER, COLORADO

POSTAGE WILL BE PAID BY ADDRESSEE

creative computing
P.O. Box 5214
Boulder, Colorado 80321

NO POSTAGE
NECESSARY
IF MAILED
IN THE
UNITED STATES

BUSINESS REPLY CARD

FIRST CLASS PERMIT NO. 66 BOULDER, COLORADO

POSTAGE WILL BE PAID BY ADDRESSEE

creative computing
P.O. Box 5214
Boulder, Colorado 80321

7 Good reasons why you should subscribe to *Creative Computing*.

It's the Number One magazine of computer applications and software!

There's one place you can always be sure of learning more about microcomputer software and applications: *Creative Computing*.

Every month Creative Computing provides you with a continuing education on everything related to microcomputers and computer equipment. Useful articles, "how to" tutorials, exciting new applications, games, and "no holds barred" reviews of the latest software and equipment make up a major part of Creative Computing's editorial content.

We give you probing features on programming breakthroughs and important news. Plus in-depth articles on elementary, intermediate and advanced software and application topics—to help you develop your knowledge and skills, save hundreds (perhaps thousands) of dollars in unneeded software, discover uses for your personal computer that you might never have considered. Articles that increase your overall "computer consciousness." Here's how.

1 *Creative Computing* gives you things to actually do with a computer.

Just owning a computer isn't enough. You've got to know what to do with it. That's why applications are our primary focus. Text editing, animation, graphics, business simulations, data base and file systems, music synthesis, control of household devices, communications, games—name it, the applications and stuff we're going to learn about in Creative Computing.

2 *Creative Computing* discusses business applications in simple, nontechnical language.

If you're a business person who needs to know about the latest developments in word processing and office applications, turn to Creative Computing. We clarify such business applications as investment analysis, current evaluations, data base management, mailing list programs, text editing, word processing and simulations. Are all the software available for business people.

3 *Creative Computing* helps you decide which computer equipment is best for you.

Our tough, no-nonsense equipment profiles give you with the facts before you walk into a computer store. You'll know the right questions to ask and how to cut through the jargon and sales hype. We give you authoritative guidance in deciding what you need, what you don't need—and what's right for you and your pocketbook.

4 *Creative Computing* covers computer education in depth.

We started out as a computer education publication and we're still committed to the educational community. We regularly carry articles on designing educational software, evaluating educational software, teaching concepts and terminology in computer education, text editing applications for students and computer simulations in the classroom—plus a great deal more.

5 *Creative Computing* brings you hours of mind-expanding game entertainment.

We've got a soft spot for the computer game addict—and computer game software. We know you want to understand more about the new computer games flooding the market, which ones are worth to learn? Reveals the most skill? Offer the most surprises? Give you the best graphics? Provide the most challenge? Contain a new twist? Creative Computing brings you the answers.

6 *Creative Computing* features the state of the art.

Columns on the most popular personal computers, a "software legal forum," letters to the editor, thousands of pieces, games, organizations, dreamers and visionaries. Fascinating interviews with leading innovators, equipment designers, program designers and game inventors—men and women who'll give you a new glimpse of the future!

7 Our price is right.

By subscribing to Creative Computing now you can save as much as 33% off the full subscription price. To learn elsewhere what you'll learn from Creative Computing, you might spend hundreds of dollars in course fees and books. Then you'd have to winnow out what you could use from all that you'd learned. But Creative Computing does that for you, so you'll have time to enjoy your own computing interests. And that saving of time makes this offer very inexpensive indeed.

Join over 150,000 *Creative Computing* readers by subscribing today! Just use the coupon at right.

SAVE UP TO 33%!

Creative Computing · P.O. Box 5214 · Boulder, Colorado 80322

YES! Send me Creative Computing for:

- ☐ One year (12 issues) for $19.97—I save 20%!
- ☐ Two years (24 issues) for $36.97—I save 26%!
- ☐ Three years (36 issues) for $49.97—I save 33%!

Savings based on full one-year subscription price of $24.97

Check one: ☐ Payment enclosed ☐ Bill me later

Mr./Mrs./Ms. _____ (please print full name) BH079

Address _____ Apt. _____

City _____

State _____ Zip _____

Offer valid in U.S. and possessions only. Please allow 30 to 60 days for delivery of first issue.

Bill Budge's

Raster Blaster

Real pinball flippers make this a game of strategy & skilled shot making.

Animated shields can shoot a lost ball back into play.

Raster Blaster for the Atari 800 and Apple II may be the first personal computer game that is copied for the arcade machines. It is so technically sophisticated and fun to play that it is sure to attract the big arcade manufacturers. But you can get it right now for your Apple or Atari!

Three animated claws trap the ball if they are enabled. When three balls become trapped, all are released for exciting multi-ball play.

Three sets of targets test your aim and timing. Hit all of them to enable the claws.

Plus kickers, thumper-bumpers and an animated **spinner** help to provide unmatched realism.

Dealer inquiries invited
BudgeCo, 409 Fels Ave.
Piedmont, CA 94611
(415)653-8940

VIDEO PINBALL FOR THE APPLE II & ATARI 800

Apple is a registered trademark of Apple Computer, Inc. Atari is a registered trademark of Atari, Inc.

© BudgeCo 1982

CIRCLE 131 ON READER SERVICE CARD

3 PRODUCTS TO ADD A 4TH DIMENSION OF POWER TO YOUR APPLE.

RAMEX-16™ The one 16-K memory expansion card for your Apple that *requires no unnecessary surgery*. This board just plugs in with no strap or additional connections. In spite of its quality, the Ramex-16™ costs just $139.95, complete with a *one year* limited warranty.

A complete turnkey memory management system on a disk — using either one or two 16k cards. HDOS™ loads DOS onto one RAM card and with the second card loads an alternate language onto another. SOLIDOS™ turns a 16k card into a fast, 45-sector disk-drive emulator. At your local dealer or direct for just $34.95.

THE CONSOLIDATOR™



If you use VisiCalc™ then you must have THE CONSOLIDATOR. It will save you hours of keyboard time, by allowing you to manipulate totals of separate files *without reentering them*. Easy to use, invaluable to own. Just $49.95 at your dealer or direct.

All three of these together help make your Apple a more complete business system — giving you expanded memory, extra convenience, sure control. MasterCard and Visa holders order toll-free. 1-800-835-2246

OMEGA MICROWARE, INC.™
222 SO. RIVERSIDE PLAZA
CHICAGO, IL 60606
312-648-4844

Apple is a registered trademark of Apple Computer, Inc.
VisiCalc is a registered trademark of Personal Software, Inc.

CIRCLE 267 ON READER SERVICE CARD

Creative Computing IBM Personal Computer Survey

(for owners only, please)

How many IBM Personal Computers are represented by your answers on this survey?

1- _____

Note: If you are answering for more than one system, please answer the questions below for an average configuration, that is, one which is most representative of your systems. If your systems are very different, complete separate surveys.

Where did you buy the system?

2-☐ IBM Product Center
3-☐ IBM Direct Sales
4-☐ Computerland
5-☐ Sears
6-☐ Other: _____

How old is your system?

7- _____ months.

Please indicate the configuration of your system(s):

IBM Equipment

System Memory (max. 640K) 8- _____ KB

9-☐ Monochrome Display Adapter
10-☐ Color Graphics Adapter

Expansion Memory

11-☐ 32KB How many boards? 12- _____
13-☐ 64KB How many boards? 14- _____

Diskettes

15-☐ 160KB How many drives? 16- _____
17-☐ 320KB How many drives? 18- _____

19-☐ Asynchronous Communications Adapter How many boards? 20- _____

21-☐ Printer Adapter
22-☐ 80 cps Printer
23-☐ Game Control Adapter

Non-IBM Equipment

Color Display Monitor

24-☐ RGB
25-☐ NTSC

26-☐ Black & White Monitor
27-☐ RF Modulator Modem

28-☐ Hayes Smartmodem
29-☐ Universal Data Systems (UDLP)
30-☐ Other: _____

Diskette Drives

31-☐ Single-Sided How many? 32- _____
32-☐ Double-Sided How many? 33- _____

Hard Disk

Manufacturer 34- _____
Capacity 35- _____ megabytes

Line (Matrix) Printer

Manufacturer 37- _____
Model 38- _____

Letter Quality Printer

Manufacturer 39- _____
Model 40- _____

Where is (are) the IBM Personal Computer(s) you are reporting?

41-☐ Home
42-☐ School or College
43-☐ Small Business
44-☐ Medium Business
45-☐ Large (500) Business

What will the system be used for (check all that apply, but circle primary use.)

46-☐ Entertainment
47-☐ Education
48-☐ Financial Analysis
49-☐ Accounting
50-☐ Word Processing
51-☐ Data Base Filing
52-☐ Personal Accounting and Finance
53-☐ Laboratory
54-☐ Software Development
55-☐ Video Terminal
56-☐ Other _____

What operating system do you use?

57-☐ IBM DOS (or MS - DOS or SB-86)
58-☐ IBM CP/M-86
59-☐ CompuView CP/M-86
60-☐ IBM UCSD P-system
61-☐ OASIS-16
62-☐ Other _____

What IBM-supplied software is used on this system?

63-☐ VisiCalc
64-☐ EasyWriter
65-☐ Peachtree Accounts Receivable
66-☐ Peachtree Accounts Payable
67-☐ Peachtree General Ledger
68-☐ Inventory Control
69-☐ BPI General Accounting
70-☐ BPI Accounts Receivable
71-☐ BPI Inventory Control
72-☐ Time Manager
73-☐ Data Junior Reporter
74-☐ Asynchronous Communications Support
75-☐ Pascal Compiler
76-☐ Fortran Compiler
77-☐ Cobol Compiler
78-☐ Macro Assembler
79-☐ Basic Compiler
80-☐ Adventure
81-☐ Fast Track
82-☐ Arithmetic Games set 1 or 2
83-☐ Typing Tutor
84-☐ Advanced Diagnostic

List non-IBM software you are currently using:

85- _____
86- _____
87- _____
88- _____
89- _____

Did you own a small computer prior to the IBM Personal?

90-☐ Yes Which one? 91- _____
91-☐ No

What factors influenced your decision to purchase the IBM Personal Computer? (check all that apply)

93-☐ Price
94-☐ Performance
95-☐ Functionality
96-☐ Hardware Design
97-☐ IBM World Sales Recognition
98-☐ Software
99-☐ Reliability
100-☐ Expandability

Overall, how would you rate the "goodness of fit" of the IBM Personal Computer to your requirements?

101-☐ Perfect Match
102-☐ Excellent
103-☐ Good
104-☐ Poor Match
105-☐ Complete Mismatch

Overall, how would you rate your satisfaction with the IBM software?

106-☐ Completely satisfied
107-☐ Very satisfied
108-☐ Satisfied
109-☐ Somewhat dissatisfied
110-☐ Completely dissatisfied

Overall, how would you rate your satisfaction with the IBM hardware?

111-☐ Completely satisfied
112-☐ Very satisfied
113-☐ Satisfied
114-☐ Somewhat dissatisfied
115-☐ Completely dissatisfied

Overall, how would you rate your satisfaction with the IBM electronic-mail?

116-☐ Completely satisfied
117-☐ Very satisfied
118-☐ Satisfied
119-☐ Somewhat dissatisfied
120-☐ Completely dissatisfied

What service arrangements have you made?

121-☐ None
122-☐ IBM Product Center
123-☐ Computerland
124-☐ Sears
125-☐ Other Retailer
126-☐ Other Service Organization
127-☐ In-house

What do you think is the greatest strength of the IBM Personal Computer?

What do you think is the greatest weakness of the IBM Personal Computer?

Return to: W.H. Faatz, 7110 Sheffield Rd., Baltimore, MD 21212

Tired Of Your GENERAL LEDGER?

VERSA-LEDGER II

- ★ THE ULTIMATE PERSONAL CHECK REGISTER
- ★ A PROFESSIONAL ACCOUNTING SYSTEM
- ★ A PERSONAL FINANCIAL MANAGER
- ★ A SMALL BUSINESS ACCOUNTING SYSTEM
- ★ A COMPLETE GENERAL LEDGER

HOW IT WORKS . . . .

VERSALEDGER II is a complete accounting system that grows as you or your business grows. To start, your VERSA-LEDGER II acts as a simple method of keeping track of your checkbook. Just enter your check number, date and whom the check is made out to. As you or your business grows, you may add more details to your transactions: account number, itemized account explanations, etc.

VERSALEDGER II

- VERSALEDGER II is an expanded and enhanced version of our original VERSALEDGER.
- VERSALEDGER II keeps and an instant each balance as desired. **(IF YOU WANT IT TO)**
- VERSALEDGER II can be used as a more powerful convenience register. **(IF YOU WANT IT TO)**
- VERSALEDGER II will [illegible] **(IF YOU WANT IT TO)**
- VERSALEDGER II prints checks. **(IF YOU WANT IT TO)**
- VERSALEDGER II stores all check information forever. **(IF YOU WANT IT TO)**
- VERSALEDGER II can distribute your checks to multiple separate accounts. **(IF YOU WANT IT TO)**
- VERSALEDGER II can handle more than one checkbook. **(IF YOU WANT IT TO)**
- VERSALEDGER II can be used to maintain a general ledger. **(IF YOU WANT IT TO)**
- VERSALEDGER II prints balance sheets and income statements. **(IF YOU WANT IT TO)**
- VERSALEDGER II can interact with any of the other that processes of the VERSABUSINESS SYSTEM.
- VERSALEDGER II comes with a professionally written manual. Created for the first time beginner (CBT), which includes [illegible] data.
- VERSALEDGER II HAS AN ALMOST UNLIMITED CAPACITY.
  - (36 checks per month on single density 5¼" disk drives such as the TRS-80 Model I)
  - (56 checks per month on the Apple II)
  - (2400 checks per month on the TRS-80 Model III)
  - (8000 checks per month on the TRS-80 Model 16)
  - (9600 checks per month on single density 8" CP/M without extended capacity on hard disk drives)
- VERSALEDGER II OUTPERFORMS ALL OTHER COMPETITIVE SYSTEMS NOW AVAILABLE TO MICROCOMPUTER USERS AT A FRACTION OF THE COST (AND WE OFFER A 30-DAY MONEY BACK GUARANTEE TO BACK UP OUR CLAIMS)

SPECIAL INTRODUCTORY PRICE

$99.95

($199.95 after Dec. 31, 1982)

— CAN BE USED WITH 1 or MORE DISK DRIVES with 48K —

ALSO AVAILABLE: VERSARECEIVABLES, VERSAPAYABLES, VERSAPAYROLL, and VERSAINVENTORY

COMPUTRONICS

56 N. PASCACK ROAD
SPRING VALLEY, NEW YORK 10977

- ADD $3.00 FOR SHIPPING IN UPS AREAS
- ADD $3.00 FOR C.O.D. ON NON-UPS AREAS
- ADD $5.00 TO CANADA AND MEXICO
- ADD PROPER POSTAGE OUTSIDE U.S., CANADA & MEXICO

24 HOUR ORDER LINE

(914) 425-1535

NEW TOLL-FREE ORDER LINE
(OUTSIDE OF N.Y. STATE)
(800) 431-2818

ALL PRICES & SPECIFICATIONS SUBJECT TO CHANGE
DELIVERY SUBJECT TO AVAILABILITY

CIRCLE 145 ON READER SERVICE CARD

rings...trs-80 strings...trs-8

Stephen B. Gray

At the forty-third seven from this side of the TRS-80 court, we listen to the Micromouth speech synthesizer, look at some special features of the Model III, check out the *Microspell* spelling checker, visit a Tandy Computer Center in London, and examine a short program involving prime numbers.

Micromouth

Connect ribbon cable on Micromouth to your TRS-80 Model I or III, run an audio cable from the output jack to a hi-fi amplifier or receiver, and then all you have to do is key in

OUT 127,17

and you'll hear a male voice saying "seventeen," very clearly.

If you use a small speaker, such as the two-incher in Radio Shack's "mini amplifier/speaker," the voice will sound a little gravelly. For best results, try a larger speaker, at least 5 or 6 inches in diameter.

Micromouth is available from Micromint Inc. (917 Midway, Woodmere, NY 11598) for the Model I ($150 kit, $175 assembled) and III ($200 assembled). You get a plastic box containing the circuit board, plus a connecting cable, separate power supply, and manual.

The Micromouth speech synthesizer is built around the Digitalker DT1050 integrated-circuit set from National Semiconductor, which has a stored vocabulary of 144 expressions. It can be connected to any computer that has an 8-bit parallel input/output port. Connected to the TRS-80, it requires only the simple Basic statement, OUT 127, plus a number from 0 to 143, to make it talk.

Digitalker synthesizes the human voice by waveform digitization, using pulse-code modulation (PCM) to create digital-encoded speech, and storing the expressions in two 64K speech ROMs.

The vocabulary is limited, but synthesizers that store their vocabularies totally in ROM are generally less expensive than those which assemble phonemes to create any word of your choice. Also, they use a minimum of software.

The vocabulary of the standard Digitalker is best suited to monitoring instruments, to calculators, and to games, consisting as it does of the spoken numbers *one* through *twenty*, *thirty* through *hundred*, *thousand*, *million*, *zero*, letters *A* through *Z*, and words such as *ampere*, *comma*, *control*, *danger*, *error*, *flow*, *gallon*, *higher*, *kilo*, *minute*, *percent*, *please*, *pulse*, etc. Also included are 80-Hz and 400-Hz tones, plus sounds such as *s* (to make plurals out of words on the list) and *re* as a prefix.

With this vocabulary you can easily create phrases such as "The time is 6:40 PM" or "Danger: a star is on the left at 1,000 meters." Simply put the digital addresses of the desired words in DATA lines, and use a timing loop to allow enough time for a word to be spoken before loading the next one. Without the pause between words, the whole phrase becomes a short, unintelligible blurp. For example, to program that first phrase, which gives the time, try

```
100 READ N
110 OUT 127,N
120 FOR X=1 TO 150
130 NEXT X
140 GOTO 100
150 DATA 128,139,96
160 DATA 6,32,47,44
```

Using a much shorter timing loop will shorten *forty* to *four*. However, although the longer loop provides enough time for *forty*, there's a little too much time between the shorter words. The preferred method of allowing time between words is to check the busy line before loading the next word. This way, speech can sound continuous no matter how long the individual words are. Simply replace lines 120 and 130 with

```
120 GOSUB 200
```

and add

```
200 IF INP(127)=254 THEN 200 ELSE
    RETURN
```

which will space the words just right.

The vocabulary can be extended by using a timing loop too short to allow all of a word to be spoken, and thus shorten *number* to *numb*, *meter* to *meet*, etc. Also, new words can be formed by combining shorter expressions, such as *extermate* from *X*, *ten*, *U*, *eight*.

The first Micromouth expression called up by OUT 127,0 is "This is Digitalker," spoken by a female voice, which comes across clearer than the male voice used on the other expressions. Perhaps future ROMs will use that female voice; however, the only other speech ROMs available now are a pair (made by National Semiconductor) available from Netronics (333 Litchfield Road, New Milford, CT 06776) for $39.95 plus $1 for postage. The 135-word vocabulary is also instrumentation-oriented, with words such as *adjust*, *caution*, *change*, *failure*, *fahrenheit*, *temperature*, *yellow*, *evaluate*, *pressure*, *window*, *water*.

Talking Hangman

A game using Micromouth is *Talking Hangman*; Micromint may have a few left, at $411 each. After you make your first mistake, a head appears in the room

UNLEASH THE BEAST IN YOUR TRS-80

With the addition of Dosplus 3.4 disk operating system, your tranquil TRS-80 becomes a wild beast.

Dosplus 3.4 can access information 5-12 times faster than the operating system you received with your TRS-80. Also, it has the uncanny ability to read 40 track disks in 80 track drives. Using Dosplus 3.4 will make your TRS-80 faster, more efficient and easier to use. Simply put, 3.4 will improve your system and increase productivity. And though 3.4 transforms your TRS-80 into a beast of a system, it remains a pussy cat to use. Giving you a higher degree of accuracy control throughout all your operations. Dosplus 3.4 comes with an easy to use operating guide so simple your mother could use it.

So release the beast in your TRS-80, use Dosplus 3.4 disk operating system for a smoother, faster, easier and more accurate way of operating. Now Dosplus 3.4 is just **$149.95.**

Call Connie Phalen Toll Free for immediate delivery **1-800-327-8724.**

MICRO SYSTEMS SOFTWARE, INC.
Specializing in the Tandy Line
4301-18 Oak Circle, Boca Raton, FL 33431

DOSPLUS
DOSPLUS first in Quality!
First in the industry!

CIRCLE 193 ON READER SERVICE CARD

and says, "Try again please." The talking head announces each letter you choose, and either says "Right on" if you get a correct one, or "Error-error-error" if not. If you lose, the word is spelled out vocally, letter by letter, as it is displayed on the screen. Hardly a major application of synthesized speech, but fun for the kids.

Model III Special Features

Several readers have asked for additional information on "the last six items on your list of special features" of the Model III (March 1982, p. 202). One reader thought that "apparently Radio Shack forgot to include this in their manual, and most owners don't know they can renumber lines, use hex constants, and so forth."

Well, I was wrong; actually, those six features are available only in Model III Disk Basic. They are among 25 "enhancements to Model III Basic" listed on page 93 of the Disk Basic manual, which says, "Disk Basic adds many features which are not disk-related." Once again, those six features are:

• Hex or octal constants can be used (in the form &H7FFF and &T77) instead of their decimal counterparts in your program.

• REM lines or spaces can be automatically deleted from your programs, using the compression routine CMD"C",R to delete REMs, and CMD"C",S to delete the spaces. Using CMD"C" alone will do both.

• Arrays can be sorted, one-dimensional string arrays only, that is, using CMD"O" to sort ("order") them, specifying the number of items to be sorted and the subscript of the first element to be sorted.

• Program lines can be cross-referenced using CMD"X", which searches lines for occurrences of a reserved word or other string literal, and lists the "finds" on the display as five-digit line numbers.

• A string can be searched to see if it contains another string, using INSTR (which can be done in Level-II Basic using MID$ and LEN$; see this column for May 1982, p. 204, for an example).

• Program lines can be automatically renumbered in RAM, using NAME 600,500,10, for example, to renumber all lines from 500 up; the first renumbered line will become 600, and the following lines will be incremented by 10.

INSTRING

Somebody in Fort Worth forgot to include in the Model III manual the INSTRING subroutine that's in the Level-II manual, perhaps because there's the single-command equivalent (INSTR) in Disk Basic. But that's no help to those who have a Model III without disk.

The string-handling subroutine, INSTRING, tests to see if a substring is contained in a larger string. It consists of three lines that use LEN$ and MID$.

First assign the larger or "target" string to X$, and the substring to Y$.

The first subroutine line:

```
1000  FOR  I=1  TO  LEN(X$)-
      LEN(Y$)+1
```

searches string X$ from its first character to the last character that still allows the substring to fit within the larger string. That is, if the substring is three characters long, and the target string is eight long, the search ends at the sixth character, because beyond that, there is no room in the longer string for all of the three-character substring.

The second subroutine line

```
1010  IF  Y$=MID$(X$,I,LEN$(Y$))
      RETURN
```

returns a value of I that gives the starting position of Y$ in target string X$, or a zero value for I if Y$ is not a substring of X$.

A third line is needed to end the subroutine:

```
1020 NEXT: I=0: RETURN
```

As the Level-II manual notes, a protective end-block is needed so that the subroutine is entered only by GOSUB:

```
999 END
```

The Level-II manual includes a sample program using the INSTRING subroutine:

```
 5 CLEAR 100: CLS
10 INPUT  'ENTER  LONGER
   STRING'; X$
20 INPUT  'ENTER  SHORTER
   STRING'; Y$
30 GOSUB 1000
40 IF I=0 THEN 70
50 PRINT Y$; 'IS A SUBSTRING OF';
   X$
55 PRINT 'STARTING POSITION';
   I;
60 PRINT  'ENDING  POSITION';
   I+LEN(Y$)-1
65 PRINT: PRINT: GOTO 10
70 PRINT Y$; 'IS NOT CONTAINED
   IN'; X$
80 GOTO 10
```

Electric Webster

Cornucopia Software (Box 5028, Walnut Creek, CA 94596) has a new version of *Microspell* (See "Hit Proofreader Programs," March 1982), called *Electric Webster*, which adds several features. It can display the dictionary for locating correct spellings. It has a "new precise symbolic dictionary that will not miss an error." It is "even faster than *Microspell* (formerly the fastest available)." And it has two additional options: simple grammatical checking, and automatic hyphenation. *Electric Webster* is $99.50 for the TRS-80 Model I or III, $149.50 for the Model II. The two options are $35 each; the correction option is still $60.

Cornucopia claims *Electric Webster*, using its 50,000-word dictionary, can proofread a several-page letter in 20 seconds.

TRS-80 in London

A recent visit to the Tandy Computer Center on Buckingham Palace Road in London brought out some interesting facts. For one, it's not called a Radio Shack Computer Center (nor a Centre, either). For another, it sells the Model I TRS-80.

Although the Model I could not be sold in the USA after the end of 1981 because of FCC rules on radio-frequency

"One person's trash is another person's spare parts."

radiation, there are apparently no such rules in England. So Tandy continues to manufacture the Model I for the British and similar markets. "We'll keep on selling the Model I for at least five years," a salesman said. "We have no plans to discontinue it; the keyboard is such a good seller. We'll keep up with the Model I disk drives and expansion interface and monitors and so on, for those who want to upgrade." The TRS-80 runs on 240-volt, 50-cycle current in the UK, by the way.

The best-selling software packages in this center are *Scripsit*, *Profile II*, *VisiCalc*, and accounting packages. The accounting software is not the American versions, "because we use different tax rates, account structures, and so many other details that are different," said the salesman, adding, "Our accounts packages are written in the UK." They carry names such as *Sales Ledger*, *Stock Control Purchase Ledger*, *Nominal Ledger* and *Corplan*. That last one is a simulation for management decision-making.

The Last One sells for £300 (about $540) in Tandy Computer Centers; it's a menu-driven program generator, which asks many questions about what kind of program you want, and turns out a program written in Model II Basic. "The story is," a salesman told me, "the group that wrote it were looking for somebody to support them during the early days, and Tandy UK loaned them several Model II TRS-80s."

There are about 16 Tandy Computer Centers, some 200 "ordinary stores," and only about 30 franchised dealers in the UK, meaning England, Scotland, Northern Ireland and Wales.

The Color Computer is sold with a different TV set, because of the totally different PAL system, which uses 625 lines on the screen; the US NSCT system uses 525 lines.

The RSC-6 catalog available in the UK looks almost exactly like the US version, with a few differences; the prices are in pounds, the accounting programs are different, the Model I is included, and the Videotex systems are omitted.

Although several years ago the TRS-80s were just about double the US prices, prices are now coming down. In catalog RSC-6, UK hardware prices are 24 to 54 percent above US prices.

Prestel in the UK is similar to Compuserve in the US, but because it has a different format, Prestel can't be accessed by a TRS-80. Prestel is run by the post office, and has "about 10,000 pages of games, databases, etc."

Commenting on customers, a salesman said, "Half the time, the average man who walks in has too much information. He's spoken to somebody in a pub, who told him to get this or that. Or he may have been told by a friend that he really needs CP/M, and it takes quite a while to tell him it's not quite so. Re-education is the first step in many cases. Many come in, though, wanting *VisiCalc* or a word processor, and they ask for it straight-out."

Two London branches have classrooms with 16 Model III TRS-80s in each, for courses in Basic appreciation, *Scripsit*, *VisiCalc*, etc., which cost $50 to $300. *Scripsit* for the Model III is a three-day course, for $250.

Tandy has two repair services in London. They'll send a service engineer to your location, if you have a service contract. Otherwise you take your TRS-80 to the nearest Tandy store, and "a hitch comes around twice a week to pick them up."

Tandy UK has a high-resolution display for the Model I, from a Bristol-based company, providing 384 by 192 pixels. However, it's character-addressable, rather than by individual pixels. For £190 (about $325) you get 128 user-defined characters. High resolution for the Model III is also available from the same Bristol company, Microware Computing Services, but Tandy UK isn't marketing it, "because there seems to be a Model III version of hi-res supported by Fort Worth," which should be available later this year.

An *Applications Software Sourcebook* is one of the few UK-generated books at the Tandy Computer Centers. This one provides "Over 500 UK Program Listings," mostly for business-accounts programs, and all with UK addresses as program sources.

According to the London *Financial Times*, sales figures for June 1981 show that Tandy was leading the personal computer market with an installed base worth $383 million. Apple was second with $290 million, and PET third with $140 million. "But IBM could take second place by the middle of 1983." More recent figures show Apple ahead of Tandy.

Short Program #32: Prime Numbers

From Cavan, Ontario, Canada, R.W. Crawford sent this:

"Just a little while ago I was browsing through my past issues of *Creative Computing* and came across 'Short Program 11' in the July 1980 issue (p. 162).

"The program was submitted by Jim Raden and was described by him as not being '...useful at all, except maybe for some type of game.' Perhaps there was some huminess on his part in saying this.

"I have modified the program so read as follows.

```
10 DIM PW(255):CLS
20 FOR AE=1025 TO 2 STEP -1
30  FOR BE=INT(AE/2) TO 1 STEP
    STEP AE
40   IF BE=1 THEN PW(AE)=AE
50   PRINT BE;AE
60  NEXT BE
70 NEXT AE
80 CE=1
90 FOR AE=1 TO 1024
100  IF PW(CE)=AE THEN PRINT CE;
     CE=CE+1
110 NEXT AE
120 CLS: PR=CE
130 FOR CE=1 TO PR:
     PRINT PW(CE);:NEXT
140 END
```

"I realized that his program started off by plotting the points that were multiples of 155 and continued to plot the multiples of each integer in ever-decreasing values from the initial value. It took only a short time to realize that if the screen wasn't cleared, the open points after the run of the program would be prime numbers.

"I haven't read the latest articles about finding prime numbers, but perhaps this item would lead to the development of another way to search for them up to a certain value."

For those without that 1980 issue of *Creative*, Jim Raden's original program was:

```
10 FOR AE=155 TO 1 STEP -1
20 FOR BE=155INT TO 1 STEP AE
30  PRINT AE,BE
40 NEXT BE
50 CLS
60 NEXT AE
70 GOTO 10
```

"I POKED where I should have PEEKed!"

Personal Electronic Transactions

I am happy to hear from you and encourage your correspondence. I will try to acknowledge all correspondence and a SASE makes things easier for both of us. Please send your letters to "Personal Electronic Transactions" c/o PET, P.O. Box 35, Palo Alto, CA 94301.

Greg Yob

Two Little Programs For A Printer

Every time I get a new toy (peripheral), that is, there is a new set of commands to learn. My latest is the Epson MX-80 with the Graftrax ROMs. After thumbing through the manual for the tenth time, I gave up and wrote Program 1. This dumps a short summary of the Epson CHR$ codes which can be taped onto the cover of the printer. Now my CHR$ codes are only a glance away. (If you have a non-Graftrax Epson, most of the commands listed are still valid. Cross out the ones you don't use, or change the program.)

When I was writing the benchmark for Personal (see below) I had the minor problem of some sixteen items like:

Integer arrays processing 432 Jiffies with each line separated by over a screen-ful of code. Naturally when the report was printed, I didn't get the Jiffies column correctly aligned each time. To find out how many spaces to add or delete, I wrote Program 3 which makes a sort of "ruler" for measuring the number of spaces between points. Run the program and fold the output where the exclamation points are printed to get a nice set of space markers for measuring your reports and forms.

If you prefer that the first column begin with 1, just change the FOR-NEXT limits to 1 TO 80 and 1 TO 132. Note the use of DEF FN to generate the right, middle and left digits in a number. The 48 is used to generate the ASCII code directly – that is, CHR$(48) = "0".

Benchmark Programs

I often see articles in other magazines which describe tests of the several varieties of Basic on several machines. This is called "benchmark testing" and the speed of execution is considered a valuable yardstick for measuring the performance of a system.

Program 1. Epson Printer Commands Summary

```
10 REM EPSON PRINTER COMMANDS SUMMARY
20 PRINT"THIS PROG WILL DUMP SUMMARY UNTIL YOU PRESS A KEY"
30 OPEN 4,4
40 PRINT#4,PRINT#4
50 PRINT#4,CHR$(15)
60 PRINT#4,"MODE              CHR$(TURN ON)     CHR$(TURN OFF)";
70 PRINT#4,"      MODE              CHR$(TURN ON)     CHR$(RAMMED CHRS)"
80 PRINT#4
90 PRINT#4,"CONDENSED CHARS     15                18        ";
100 PRINT#4,"      4AM DOT GRAPHICS    27  75          (LOW)  (HIGH)"
110 PRINT#4,"DOUBLE WIDTH         14                20        ";
120 PRINT#4,"      4AM DOT GRAPHICS    27  76          (LOW)  (HIGH)"
130 PRINT#4,"CONTINUOUS           27  49            27  78    ";
140 PRINT#4,"      LINEFEED HEIGHT     27  65          (# OF DOTS)
150 PRINT#4,"DOUBLE STRIKE        27  71            27  72    ";
160 PRINT#4,"      LINES PER PAGE      27  67          (# OF LINES)
170 PRINT#4,"ITALICS              27  84            27  85    ";
180 PRINT#4,"      RESET PRINTER       27  64          N/A
190 PRINT#4:PRINT#4
200 PRINT#4,CHR$(27)CHR$(64)
210 CLOSE 4
220 REM:PRINT"THAT'S ALL"
```

MODE	CHR$(TURN ON)	CHR$(TURN OFF)	MODE	CHR$(TURN ON)	CHR$(RAMMED CHRS)
CONDENSED CHARS	15	18	4AM DOT GRAPHICS	27 75	(LOW) (HIGH)
DOUBLE WIDTH	14	20	8AM DOT GRAPHICS	27 76	(LOW) (HIGH)
CONTINUOUS	27 49	27 50	LINEFEED HEIGHT	27 65	(# OF DOTS)
DOUBLE STRIKE	27 71	27 72	LINES PER PAGE	27 67	(# OF LINES)
ITALICS	27 84	27 85	RESET PRINTER	27 64	N/A

DISCOUNT

TRS-80®

TRS-80 MODEL III
$1950 $819
48-K 26-1055 16-K 26-1062

TRS-80 MODEL II
$3000
64-K 26-4002
TRS-80 8.4 MEGABYTE HARD DISKS (PRIMARY UNIT) $4000

TRS-80 MODEL 16
$4825
128-K 26-4002

TRS-80 COLOR $309 $425 $525
16-K 26-3001 16-K 26-3002 32-K 26-3003

WE HAVE COLOR DISK DRIVES 0 — $475 1-3-3 — $315

WE ALSO CARRY EPSON AND OKIDATA PRINTERS
XEROX 820 AND ALTOS COMPUTERS
NO OUT-OF-STATE TAXES T.M. TANDY CORP.

Sold with the manufacturer's limited warranty. Copies of such warranty may be obtained for review from Perry Oil and Gas Co.

PERRY OIL & GAS INC.

Dept. No. [illegible] 1[illegible] MAIN ST., PERRY, MICHIGAN 48872
PHONE: (517) 625-7181 MICH.
FOR OUR PRICES
PLEASE CALL TOLL FREE
1-800-248-3823

WE ACCEPT CERTIFIED CHECKS
CASHIER'S CHECKS
AND MONEY ORDERS

CIRCLE 306 ON READER SERVICE CARD

creative computing

BINDERS

Are your back issues of *Creative Computing* stacked in piles? In boxes? Does the one you want always seem to be missing? If so, you need our binders. Made of vinyl with the *Creative Computing* logo silk screened on front and spine. Each holds 12 issues with sturdy locking wire posts. Just $7.95 each. Or save by ordering 3 for $22.50, 6 for $42.95.

CHARGE ORDERS PHONE 24 HOURS
TOLL FREE 800-631-8112
In NJ call (201) 540-0445

creative computing Dept. 0104, 39 E. Hanover Avenue, Morris Plains, NJ 07950

Please send me _____ Creative Computing Binders.

☐ PAYMENT ENCLOSED $ _____ (NJ residents add 5% sales tax.)
Add $1.00 per binder for postage and handling. Outside USA add $2.50 per unit ordered. Send U.S. funds only.

☐ CHARGE MY:
☐ American Express ☐ MasterCard ☐ Visa

Card Number _____ Exp. Date _____

Signature _____

Mr./Mrs./Ms. _____
(please print full name)

Address _____

City/State/Zip _____

NOW AVAILABLE FOR THE APPLE II

Ali Baba
and the forty thieves

By Shawn Smith

A fantasy role-playing adventure for Apple II and Atari Personal Computers.

Encounter sultans, thieves, fierce and friendly creatures as you guide your alter ego, Ali Baba, through the thieve's mountain den in an attempt to rescue the beautiful princess. Treasure, magic, and great danger await you! One or more human players can guide up to seventeen friendly characters through the many rooms, halls, and caves. Some characters wander around randomly, making each adventure a little different.

ALI BABA AND THE FORTY THIEVES is written in high resolution color graphics and includes music and sound effects. Adventures can be saved to disk and resumed at a later time.

Available for Apple II and Apple II Plus 48K or Atari 800 32K.

On diskette only — $32.95

FOR OUR COMPLETE LINE OF APPLE AND ATARI SOFTWARE PLEASE WRITE FOR OUR CATALOG

ASK FOR QUALITY SOFTWARE products at your favorite computer store. If necessary you may order directly from us. MasterCard and Visa cardholders may place orders by calling us at (213) 394-5598. Or mail your check or bankcard number to the address above. California residents add 6% sales tax. Shipping Charges: Within North America orders must include $2.50 for shipping and handling. Outside North America the charge for domestic shipping and handling is $5.00. Pay in U.S. currency.

QS QUALITY SOFTWARE

6660 Reseda Blvd. Suite 105, Reseda, CA 91335 (213) 344-[illegible]

CIRCLE 300 ON READER SERVICE CARD

As with any method of evaluation, benchmark tests can be carried to excess, obscuring other features of a system. For example, the time required to write and debug a program must be compared to the time used by the program during its service life—saving five seconds on a program that is used once or twice usually isn't worth the effort. The "ease of use" is very important for us humans, and as far as I know, there is no known "benchmark test" for it.

We can use benchmark tests in two ways. First, a benchmark can be applied to several systems to compare how they perform the same task. Second, a benchmark can be modified repeatedly and run on the same system. This provides an idea of the time required for different tasks on the same machine.

Here is a sample program for benchmarking:

```
10 T1=TI
20 FORI=1TO30000:X=X+1:NEXT
30 T2=TI
40 PRINT(T2-T1)/60
```

I ran this on several different computers and came up with:

4032	131.77 seconds
8032	134.07 seconds
VIC 20	119.95 seconds

Rejoice, VIC owners, your machine runs the fastest of them all.

Program 3. Epson Spacing Counter.

```
100 PRINT"EPSON FORMS COUNTER"
110 OPEN 4,4
120 PRINT#4,CHR$(27)CHR$(64)
130 PRINT#4,"EPSON FORMS COUNTER"
140 PRINT#4
150 SET PA=(X+1-(INT(X/10)*10)
160 SET PA(1)=PA(INT(X/10))
170 SET PA(1)=INT(X/10)+48
180 FORI=0TO9:PRINT#4,CHR$(PA(I));:NEXT
190 FORI=0TO9:PRINT#4,CHR$(PA(I));:NEXT
200 FORI=1TO80:PRINT#4,"";:NEXT
210 PRINT#4:PRINT#4:PRINT#4,CHR$(10)
220 FORI=0TO(X-1):PRINT#4,CHR$(PA(I));:NEXT
230 FORI=0TO(X-1):PRINT#4,CHR$(PA(I));:NEXT
240 FORI=0TO(X-1):PRINT#4,CHR$(PA(I));:NEXT
250 FORI=1TO(X-1):PRINT#4,"";:NEXT
260 PRINT#4,CHR$(10):PRINT#4:PRINT#4
```

```
EPSON FORMS COUNTER
```

A more complete test would check the various Basic statements and the input/output functions as well. Since PET Basic is nearly identical in all machines, especially with statements which have never seen any bugs (FOR-NEXT may have some unusual properties, but Commodore has never seen a bug in FOR-NEXT.) there is no real reason to look further into Basic in this simple comparison. Checking the input/output would be worthwhile, but I leave that as a project for you to do.

The structure of a benchmark test is obvious from the little program above. It goes:

1. Check the time.
2. Do something many times.
3. Check the time.
4. Report the time used.

Suppose we want to check Basic for the differences in the SIN and the TAN functions. This might look like:

```
10 T1=TI
20 FOR J=1 TO 2000
30 X=SIN (J)
40 NEXT
50 T2=TI
60 PRINT T2-T1
```

There are two flaws in this program. (Can you find them before I tell you?) First, the time taken to just do the FOR-NEXT loop is not subtracted from the measured time. Second, the time required to do the X= part isn't accounted for. While we are at it, let's compute the time of the function in microseconds. (See Program 4.)

```
10 PRINT"SINE BENCHMARK"
20 REM FIND LOOP OVERHEAD
30 TA=TI
40 FOR J=1 TO 2000
50 X=X
60 NEXT
70 TB=TI
80 TC=TB-TA:REM TC=LOOP OVERHEAD
90 TA=TI
100 FOR J=1 TO 2000
110 X=SIN(J)
120 NEXT
130 TB=TI
140 TB=TB-TC-TA
150 TF=TB/60/2000*1000000
160 PRINT"MICROSECONDS";TF
```

Program 4.

On my 4032 I get 27136.6667 microseconds for the evaluation of the SIN() function. Changing Line 110 to X=TAN(J) lets me look at the tangent which results in 52200—almost twice as long. I suspect that the PET computes TAN by using the trig formula tan x = sin x/cos x.

This kind of test does have its pitfalls. Add these lines to our program:

```
15 INPUT"SINE OF:";Q
110 X=SIN(Q)
```

Instead of checking for many different arguments for the SIN function, the same argument is computed each time. Table 1 shows the results of several evily selected values.

Table 1.

Q	Time
3	26416.6667
3.1	27216.6667
3.141	27708.3333
3.14159265	25408.3333
33	27366.6667
3141	27375.0000
314159	29011.6667
3141592653	25425.0000

Other functions vary even more than this. When I tried SQR(Q) I got 24375 for Q=1 and 53650 for 1.1111111.

The internal search methods of Basic will also influence a benchmark test. Make these changes:

```
15 (delete)
50 REM
51 REM
52 REM
110 GOTO 111
111 GOTO 112
112 GOTO 120
```

RUN this program and take note of the time. Then make the following changes:

```
110 GOTO 112
111 GOTO 120
112 GOTO 111
```

The theory in this test is that Basic looks ahead if the GOTO is larger than the current line number and looks from the start of the program if the GOTO is to a line less than the current line. You will have to try the example to see if this one is true.

As a challenge, there is an easy modification to our program that will tell you how long it takes Basic to scan one line while doing a GOTO. The figure is 216 microseconds, and it is up to you to verify this. (By the way, if you have a 300 line program, a GOTO to a line near the end will take .065 seconds, or you can do about 16 GOTOs per second—a noticeable delay.)

DON'T BUY SOFTWARE THAT'S LOCKED UP!

Beagle Bros
MICRO SOFTWARE

All Beagle Bros Apple Utilities are BACKUP-ABLE, LISTABLE, CUSTOMIZABLE and fully compatible with normal Apple DOS.

UTILITY CITY
21 UTILITIES ON ONE DISK
by Bert Kersey

LIST REFORMATTER: [illegible] with page formats, each statement on new line, if then's indented, and more. [illegible] MULTI-COLUMN CATALOG: [illegible] page-width. [illegible] commands to programs. Alphabetize [illegible] Make [illegible] invisible file names. Append programs. Convert bas. [illegible] text to printer. Auto-point [illegible] Number/[illegible] in programs. More: 21 LISTABLE PROGRAMS [illegible]

$29.50 Includes Apple Tip Book #3 and Peeks & Pokes Chart

ALPHA PLOT
HI-RES GRAPHICS/TEXT UTILITY
by Bert Kersey & Jack Cassidy

HI-RES DRAWING: [illegible] charts on both 24 [illegible] pages. [illegible] YOUR PROGRAMS. [illegible] of a [illegible] Compress [illegible] screen images to 1/8 DISK SPACE. Superimpose images [illegible]

HI-RES TEXT: [illegible] with [illegible] PROPORTIONAL SPACING. [illegible] Automatic [illegible] spacing [illegible] Multi-proportional typing for graphics.

$39.50 Includes Apple Tip Book #4 and Peeks & Pokes Chart

APPLE MECHANIC
SHAPE WRITER/ZAP UTILITY
by Bert Kersey

SHAPE EDITOR: Add professional hi-res animation to your programs. Design shapes [illegible] custom type-characters automatically written into shape tables. Many type fonts on disk. [illegible] printers allowing text in the shape tables for games or [illegible] to the CHARGEN in GRAPHICS. A valuable time-saving utility and Apple learning tool.

BYTE ZAP: A MUST! [illegible] Peek any byte on a disk. Optional Hex/Decimal dump display and input. Create illegal file names. Rename locked files. Inspect, repair and protect disks. Change DOS. Clear misdefined [illegible] Know how data is stored and how to access it.

MORE: A disk PACKED with useful [illegible] text & hi-res tricks for use in YOUR PROGRAMS.

$29.50 Includes Apple Tip Book #2 and Peeks & Pokes Chart

DOS BOSS
DISK COMMAND EDITOR
by Bert Kersey & Jack Cassidy

A [illegible] utility you will [illegible]. Sensitive error messages. PROTECT PROGRAMS [illegible] messages, prevents "Not Copyable" message. LIST PROTECTED for Cracking program files from catalog. Change Disk Volume heading to your title with or without volume number. Fascinating documentation. Hours of good reading & experimenting.

All of [illegible] may be appended to your programs so that anyone using your disks, booted or not, will be using DOS the way YOU formatted it.

$24.00 Includes Apple Tip Book #2 and Peeks & Pokes Chart

TIP DISK #1

[illegible] programs from Beagle Bros Tip Books 1, 2, 3 & 4 — Sixteen for Basic/Text. Several. All listable, copyable and changeable, with [illegible] fascinating Apple programming tricks.

$20.00 With Peeks & Pokes Chart

GOTO your Apple Dealer.

Most Apple Dealers carry our software. If yours doesn't, he can have it in for you within just a few days through **Beagle Bros** or **Softsel**.

Or Order by Phone:
24-hour **TOLL-FREE** Order Desk
Visa/MasterCard/COD* Orders only
800-854-2003 outside NC
800-822-1500 in NC
800-854-2622 inside Texas
*(ORDERS ONLY PLEASE - NO INFO AND SUCH)

Or Mail us a check:
[illegible]
☐ Alpha Plot ☐ Utility City
☐ Dos Boss ☐ Apple Mechanic
☐ Tip Disk ☐ Same Pak 1-4
[illegible]
BEAGLE BROS, Dept.C
4315 Sierra Vista
San Diego, Ca 92103
Please add 8% [illegible] sales tax. [illegible]

CIRCLE 117 ON READER SERVICE CARD

CASH AND CARRY.

NEW!
The Perfect Lightweight Personal Computer Carry Case
$99.95
Includes Shipping & Handling
(IN Residents Add 4% Sales Tax)

- Solid Foam Interior Allows for Custom Fit.
- Double Wall Polyethlene Protection.
- Locking Latches.
- Perfect for VIC 20,® TRS 80® Color Computer, Atari® 800, Atari® 400 Terminals and Accessories.
- Interior Dimensions 20½" x 15½" x 5".

TravelMaster™

We Accept VISA & MasterCard Orders.
Outside NC call toll-free 1-800-334-0551
Distributor/Dealer Inquiries Invited

Manufactured by TravelMaster Division
Southern Cook Inc. ☐ P.O. Box 8147 ☐ Raleigh, NC 27611 ☐ 919-821-0877

CIRCLE 237 ON READER SERVICE CARD

AUTHORIZED SERVICE

Now you can get **FACTORY AUTHORIZED** service for your Commodore or Atari computer and peripherals at reasonable cost. Minimize your down time frustration and expense. Extended warranty available for most products, too!

Micro Computer Service Center

CALL 717-327-1450
477 E. Third St., Williamsport, PA 17701

CIRCLE 261 ON READER SERVICE CARD

The Petspeed Compiler

Yummy! Hooray! A Basic compiler! I am sure you have a few long Basic programs that do useful things, but take a rather long time to do them. A data base program that sorts records and a scientific model which performs a few hundred thousand arithmetic operations are suitable candidates. If you use this kind of program every day, the delays become excuses to take coffee breaks and you waste a great deal of time waiting for the computer.

A compiler converts the program you have written into a form that will operate more rapidly in the PET. Basic does this in a minor way by using tokens for the keywords. Basic, however does not do anything about variables, GOTO or GOSUB. In Basic, each time a variable appears, the variables table must be scanned and the variable located. Similarly, the line referred to by GOTO or GOSUB must be converted into a 16-bit integer and then searched for.

There is a good reason for this inefficiency: most Basic programs are being changed or debugged and if the searches were eliminated the RUN command would have to scan the program for all variables, allocate space for them and also scan for the line numbers and make a jumps table or modify the line numbers after GOTO or GOSUB to become addresses (good for the PET but unreadable for humans). If this were done, you would have to wait a while before the program actually started operating.

When your program is finally debugged and you have no more changes to be made, it makes sense to scan for the variables, line numbers and so on and then generate a program with these values fixed inside the program. The time to do this is used only once, and in return you get a faster program, which cannot be changed once it is compiled. Software authors will certainly like this.

However, a Basic compiler should be able to read your Basic program just as it is, without any modifications, funny limitations or strange little commands. Most compilers have odd limitations—one I know of will not accept arrays of more than 126 elements. If the compiler needs some message to go, you must modify your program so it will compile, which is slow and difficult for the expert and impossible for the novice.

Petspeed, by Oxford Computer Systems (7 & 8 Park End St., Oxford, OX1 1HH, England, £240; USA source: Small Systems Engineering, 222B View St., Mountain View, CA 94041, $325) is a Basic compiler which does it right. *Petspeed* will read any correctly running Basic program and produce a compiled version that you can LOAD and RUN from the disk. No funny commands are required, just the name of your Basic program.

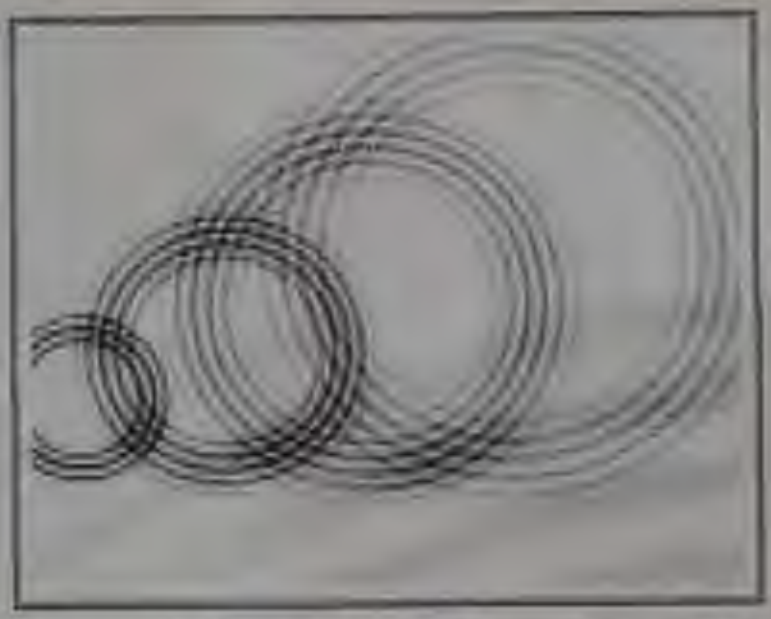

Figure 2. This example of printer graphics took 1.37 minutes in Basic and 48 minutes in Petspeed.

To use *Petspeed* you need the 8032 PET and preferably the 8050 disk drives. My copy of *Petspeed* came in a binder with clear and concise instructions.

Along with the disk there was a "dongle" which is an encased plastic thing-a-majig which plugs into the first Tape Port. (Be sure your dongle has both parts: I received only the lower half and had to get the remaining part before my *Petspeed* would work.) The dongle is used as a security device. You need the dongle to use *Petspeed*, though you can make as many copies as you like of the master diskette.

Operation is about as simple as you can make it. Put the master disk in Drive 0, your program disk in Drive 1 and press Shift/RUN. In a few moments, *Petspeed* appears on the screen and asks for the name of your program. *Petspeed* then goes through four passes, with line numbers appearing on the screen in a window. In about two minutes, the program is done and a $YS appears on the screen. Your program disk will now have the file PROGRAM.GT—the name of your program with the .GT appended. Home the cursor and press Return.

That's all. Your program is compiled and running. No fuss, no muss.

I timed the operation of the compiler; it took about one second per line of code to do a 200-line benchmark program. Since few programs exceed 500 lines in length most will be compiled in under five minutes.

Petspeed offers a few extensions to Basic as well, in particular the ability to use long variable names, the extension of DEF FN to handle strings and enable/disable of the STOP key. There are some tradeoffs as well: your program must be about 16K before the compiled version becomes smaller than the original; RUN stop is not possible; dynamic array dimensioning (i.e. DIM X(N)) is not possible; PEEKs and POKEs which are used to modify the text area of a Basic program will not work in a predictable way (crashes are the usual result) nor will the CHARGET routine.

Petspeed will check the syntax and will complain if you inadvertently leave extension ROM commands in your program. I consider these limitations to be minor.

The most interesting thing is the speed of the compiled program, right? I wrote an extensive program to test the speed of many Basic features which was run both in Basic and *Petspeed*. The results are shown in Table 2. The various functions seem to fall into the following categories:

1. About the same as Basic – This is for input/output and the mathematical functions, both of which use the PET ROMs and so changes aren't expected.

2. About twice as fast as Basic. I think these benefit from immediate access to variables but are limited by the ROM routines that do the actual work. For example, X=1/Y will benefit from not having to search for X and Y, but will still require the ROM routine for division.

3. About four times as fast as Basic. These are probably done almost directly by *Petspeed* so the ROM routines don't get in the way.

Table 2. Comparison of Basic and Petspeed.

Benchmark Test For Timing Of Basic Execution Speeds

Test is for:	PET Basic: in jiffies	*Petspeed* in jiffies	Ratio	Percent
FOR-NEXT loops (nested)	945	195	4.85	384.62
Integer arithmetic	1281	561	2.28	128.34
Floating point arithmetic	2418	1156	2.09	109.17
Transcendental functions	2371	2289	1.04	3.54
String manipulations	3625	811	4.47	346.98
Array operations with integer pointers	1494	128	11.28	1028.13
Array operations with floating point pointers	1618	376	4.30	330.32
Screen output with long text line	2228	1928	1.16	15.56
Screen output with short text line	1535	722	2.13	112.60
Writing to sequential disk file	1224	1284	.95	−4.67
Reading sequential file via INPUT number	1105	808	1.37	36.76
Reading sequential file via GET number	6105	2434	2.51	150.82
Using defined functions	1580	991	1.59	59.43
Subroutine calls	1156	16	72.25	7125.00
GOTO NNNN	1658	9	184.22	**** **
PEEK and POKE	1344	358	3.75	275.42

4. Ten or more times faster. These operations replace numbers, as in GOTO, with direct addresses in the compiled code.

If I "average" these numbers I get a figure of merit of about 2.2 times faster than Basic. This is not the 40 times claimed in the advertisement, but is a worthwhile amount. Figure 1 shows a printer graphic that took 133 minutes in Basic and 48 minutes in *Petspeed*. This is a speed ratio of 2.77.

The speed improvement that you get depends on the emphasis of your program. I/O-bound programs, like data bases which talk to the disk a great deal, will probably run only twice as fast. Number crunchers which use arrays extensively might go as much as five or six times faster.

Petspeed is my first choice for a Basic compiler. If you spend time waiting for your PET to do things, consider compiling your programs. By the way, the compiled programs don't need the dongle to run.

A Quick And Dirty Program

Table 2 is actually a paste up of the values provided by three programs. Two of these are the Basic and *Petspeed* versions of a benchmark program (Sorry, there is no room to list the benchmark program), which printed the test items and jiffy values.

To compute the ratios and percentages I wrote Program 2 which let me enter the jiffy values and printed the results on my printer. Lines 80 and 90 require the use of *Disk-O-Pro* or *Command-O* which provide a PRINT USING which is used in line 150. (*Disk-O-Pro* and *Command-O* provide some interesting additions to Basic 3.0 and Basic 4.0, respectively, which are well worth the price (about $80 and $50, respectively) and can be purchased from Skyles Electric Works.)

The moral of this is that short and sleek only once programs can be very useful and sometimes even save some time, or at least make it pass with less drudgery.

PET/CBM Basic

Prentice-Hall has a new book—titled *PET/CBM Basic* by Richard Haskell ($12.95, 154 pp.) which is essentially a beginner's book for the PET. This is the kind of book that a teacher can use for an elementary programming class if the school uses PETs. Due to the delays involved in publication and distribution, *PET/CBM Basic* covers the old 8K PETs and the 2032 Basic 3.0 machines.

One of the problems facing a teacher of elementary computing is how to organize the material. The personal computer is the most complex product ever offered for an individual's use, and the mass of details can be overwhelming. *PET/CBM Basic* uses an alternating approach, a bit about Basic, then something that uses the screen graphically, then back to Basic and so on. This is a nice way to learn an idea: first with serious examples and then some play.

I do have some nits to pick on *PET/CBM Basic*. The photographs of the screen were often overexposed, losing important details. The exclusive use of photos of the screen for program listings I found tedious and hard to read. Except for small examples, I prefer to see hard-copy program listings.

The examples involving math were the usual dull "sides of a triangle," "interest rates" and so on, but the graphics examples were much better, so more care in the math examples would have been worthwhile. Appendix D on Hexadecimal Numbers is irrelevant. Hex numbers aren't used anywhere in the main text.

If you need a beginning book on the PET, *PET/CBM Basic* will get you started—and leave you with many questions for further exploration. I rate the book about 6 on a scale of 10, or about B-. □

```
[illegible]
20 [illegible]"SPEED RATIO, [illegible]
30 [illegible]
40 [illegible]
50 [illegible]
60 [illegible]"                    [illegible] "
70 [illegible]
80 [illegible]
90 [illegible]"          [illegible]"
100 FOR [illegible] TO [illegible]
120 [illegible]
130 [illegible]
140 [illegible]
150 [illegible]
160 [illegible]
```

Program 2. Quick And Dirty Ratios Program.

ucts...new products...new

COMPUTERS

16-BIT PERSONAL COMPUTER

Olivetti Corporation has introduced the M20 Personal Computer. The M20 is based on a 16-bit microprocessor and uses a 16-bit bus.

Features include: functional keyboard, high resolution graphics display (512 x 256), memory expansion to 512K RAM, disk storage expansion from 320K mini-floppy disk to 11 MB hard disk (5 1/4"), variety of printers, interface expansion capability, multiple operating systems (PCOS, CP/M) to support a wide variety of application software, and self diagnostics.

The base price of the M20 is $2965 which includes the central unit with 128K memory, a 12" display, alphanumeric keyboard and a single floppy disk drive with a capacity of 320K bytes.

Olivetti Corporation, 155 White Plains Rd., Tarrytown, NY 10591, (800) 431-1366; in NY (914) 631-8100.

CIRCLE 305 ON READER SERVICE CARD

DESKTOP MICROCOMPUTER

R & B Computer Systems, Inc. has introduced the Model 10 all-in-one desktop computer which includes keyboard, video display, microprocessor, memory, disk drives, and graphics capabilities.

The single board computer contains a Z80A processor, 64K of RAM, an additional 20K of RAM to drive the bit-mapped display, a self-diagnostic boot PROM, an auxiliary 8035 microprocessor to control the keyboard and two 5 1/4" double-sided, double-density floppy disk drives.

The 12" green screen video display can be operated as a 1920 (24 lines x 80 characters) character display or as a bit-mapped display (240 x 640 pixels) where each pixel is controlled by one bit in the 20K display RAM.

R & B Computer System, Inc., 648 South River Dr., Tempe, AZ 85281, (602) 968-7101, (800) 528-7385, (800) 352-7490 (in Arizona only)

CIRCLE 306 ON READER SERVICE CARD

MAGAZINES, NEWSLETTERS

APPLE III USER'S NEWSLETTER

The Apple Three newsletter is a quarterly publication that serves those who share a common interest in the Apple III computer and its software.

This newsletter features news, information and reviews of ancillary equipment and applications software. It also includes a program exchange contributed by readers; a question and answer forum; bug reports and fixes, etc. A subscription costs $10 per year and includes the access fee to a planned computer bulletin board.

MediaWorks, P.O. Box 174, San Francisco, CA 94101

COMPUTER GAMES MAGAZINE

Computer Games Review is a UK-based bi-monthly magazine devoted to reviewing new and established computer games software. All types of games are covered – arcade, adventure, strategy, educational, etc. Reviews involve in-depth assessments and evaluations of each game, and incorporate detailed ratings covering all aspects of the game, together with an overall rating.

Computer Games Review is available only by subscription from Computer Publications Ltd., 30 Star Lane, St. Mary Cray, Kent BR5 3LJ, England. Subscription rates (6 issues) are $26 or $38 (air mail).

VENDOR LITERATURE

SOFTWARE CATALOG

A new product catalog has been published by SouthWest EdPsych Services, Inc. The Apple II software catalog includes educational, medical, dental, veterinary, and business programs.

Also listed are hardware accessories for the Apple II including Slot Swappers and the Cassette Interface.

The catalog is available at no charge from SouthWest EdPsych Services, Inc., Box 1870, Phoenix, AZ 85001, (602) 253-6528.

CATALOG OF EDUCATIONAL SOFTWARE

Opportunities for Learning, Inc. announces the spring 1982 edition of Selected Microcomputer Software. The free 48-page catalog features software in the areas of mathematics, science, language arts, computer programming and literacy, logic and simulations, social studies, foreign language, business education, school business management, games, music, and art for the Apple II, TRS-80 Model I & III, PET/CBM, and Atari 400 and 800 microcomputers.

Opportunities for Learning, Dept. LD, 8950 Lurline Ave., Chatsworth, CA 91311.

PRO FOOTBALL FANS!
INTRODUCING
THE GOLD EDITION
THE MOST SOPHISTICATED SYSTEM EVER DESIGNED
FOR THE PREDICTION OF PRO FOOTBALL POINTSPREADS

TRS-80 I & III
IBM

After four years of research, development, and testing, **SDL** is proud to present **"The Gold Edition"** — A system that predicts pro football point spreads with a degree of accuracy that has never been obtainable until now. From weeks 5-16 during the 1980 and 81 seasons **The Gold Edition** has been a proven **winner in all categories** over the Las Vegas line.

SEASON	FAVORITES		UPSETS		TOTAL		TOTAL GAMES
	HOME	AWAY	HOME	AWAY	HOME	AWAY	
1981 SEASON:	57%	80%	63%	70%	59%	71%	154
1980 SEASON:	53%	67%	70%	66%	61%	66%	154
TWO YEAR AVG:	55%	73%	66%	68%	60%	68%	308

THE GOLD EDITION ALSO FEATURES . . . .

- Completely Menu Driven Software
- Easy to Use Commands
- Accesses One or Two Disk Drives
- Requires Only 16 K Memory to Update
- Includes Two Seasons of Data
- Can be Used Year After Year
- Predicts Real or Hypothetical Games
- Predicts Accurate Pointspreads
- Predicts Accurate Over/Under Totals
- Can Generate 20-35 Pages of Analysis Weekly
- Hardcopy Reports Include
  - + Full Season Schedule
  - + Team Performance Detail Analysis
  - + Team Performance Summary Analysis
  - + YTD Projected Standings
  - + Upcoming Predictions Analysis
  - + Pointspread Differential Grading
  - + Over/Under Differential Grading

The Gold Edition provides the highest quality of information available to beat the Las Vegas Line — Prove it to yourself — **Order Now**. Retail price includes **The Gold Edition** System Diskette, Data Diskette with two years of data and over 50 pages of comprehensive documentation with padded leather binding. **$199.50**

See All **Systems Design Lab Software** at your local dealer or dealer here

2612 ARTESIA BLVD., SUITE B
REDONDO BEACH, CA 90278
(213) 374-4471



CIRCLE 270 ON READER SERVICE CARD

new friends for your child...

Katie and the Computer

Fred D'Ignazio and Stan Gilliam have created a delightful picture book adventure that explains how a computer works to a child. Katie "falls" into the imaginary land of Cybernia inside her Daddy's home computer. Her journey parallels the path of a simple command through the stages of processing in a computer, thus explaining the fundamentals of computer operation to 4 to 10 year olds. Supplemental explanatory information on computers, bytes, hardware and software is contained in the front and back end papers.

Thrill with your children as they join the Flower Bytes on a bobsled race to the CPU. Share Kate's excitement as she encounters the multi-legged and mean Bug who lassoes her plane and spins her into a terrifying loop. Laugh at the madcap race she takes with the Flower Painters by bus to the CRT.

Towards a higher goal, the book teaches the rewards of absorbing the carefully-written word and anticipating the next page with enthusiasm. "

The Leader

"Children might not suspect at first there's a method to all this madness—a lesson about how computers work. It does its job well. "

The Charlotte Observer

" the book is both entertaining and educational. "

Infosystems

To order send payment* plus $1.00 postage and handling to Creative Computing, Dept. CB26, 39 E. Hanover Avenue, Morris Plains, N.J. 07950

*N.J. Residents add 5% tax

creative computing

39 E. Hanover Avenue
Morris Plains, NJ 07950

APPLE SOFTWARE CATALOG

Strictly Software has released its summer Apple catalog containing more than 500 varied offerings.

The free Catalog and software ordering information may be obtained by calling (800) 848-5253.

SOFTWARE CATALOG

Wall Street Software announces the 1982 edition of the Wall Street Software Catalog. The latest edition includes over 100 investment analysis software packages for personal computers.

Software packages listed cover option analysis, portfolio management, stock price trend forecasting, stock and option graphs, performance analysis, on-balance volume analysis of firms and market conditions, technical analysis, commodity analysis programs, charting and more. $3.

Wall Street Software, 71 Murray St., New York, NY 10007. (503) 342-8507.

TERMINALS & I/O

LOW-COST DIGITIZER

Numonics has developed a lightweight, self-contained digitizer, called Digibit. Digibit fits into any system, converting graphic images into numerical values for the processor/computer.

It has a working area of 11" x 17" with 0.01" resolution and 0.02" accuracy. It digitizes in either point-to-point or stream mode on any surface, at any angle, including a CRT screen. $520.

Numonics Corporation, 418 Pierce St., Lansdale, PA 19446.

CIRCLE 307 ON READER SERVICE CARD

ELECTRONIC TYPEWRITER EXTENSION

Olympia USA introduces the Olympia EX100, an electronic typewriter extension with word processing system capabilities.

Consisting of an Olympia electronic typewriter, a 12" diagonal video display

screen and a file storage device, the EX100 electronic typewriter extension performs all word processing functions, including automatic letter writing.

The Olympia EX100 electronic typewriter is priced under $3500 for the system, including the video display and file storage device, but without an electronic typewriter.

For further information contact: Olympia USA, Inc., Box 22, Somerville, NJ 08876. (201) 722-7000.

CIRCLE 308 ON READER SERVICE CARD

CROMEMCO PARALLEL PRINTER

Cromemco announces a parallel printer for use with Cromemco systems. The microprocessor-controlled impact parallel printer (Model 3715) prints 9 x 7-dot matrix characters at a rate of 150 characters per second.

The printer can print both upper-case and lower-case characters as well as character sets for both English and French. $1295.

Cromemco, Inc., 280 Bernardo Ave., Mountain View, CA 94043. (415) 964-7400.

CIRCLE 309 ON READER SERVICE CARD

PRINTER FOR COMMODORE MACHINES

Commodore Business Machines has introduced the CBM 8023P, a bi-directional, 136-column printer with both tractor and friction feed. The 8023P is dot-matrix, and prints 150 characters-per-second.

It is designed to operate through software control, prints upper and lower case alphabetic characters, and all graphic characters available with a Commodore computer, as well as user-defined characters.

The 8023P conforms to IEEE interface requirements and connects directly to a Commodore computer. It is designed to be used with the CBM floppy disk drives, and may be daisy-chained with other IEEE-488 devices. $995.

Commodore Business Machines, Inc., 681 Moore Rd., King of Prussia, PA 19406. (215) 337-7100.

CIRCLE 310 ON READER SERVICE CARD

TWO CARDS FOR APPLE II

Bit 3 Computer Corporation has introduced a two-port serial I/O card and a 16K RAM memory card for the Apple II.

The Dual-Comm Plus adds two independent serial I/O interfaces to the Apple. It combines the features of the Apple High Speed Serial Card and the Apple Communications Card in one card with handshaking. Thumbwheel switches select the Apple slot locations. $239.

The Memory Plus 16K RAM expansion card adds another 16K memory to a 48K Apple. The product works with Pascal, DOS, CP/M, Fortran, Cobol, Pilot, Visicalc, Integer and Applesoft Basic. A three-position toggle switch is used to shut the card off or to select between the standard Apple Monitor ROM or the on-board firmware socket. $149.

Bit 3 Computer Corporation, 8120 Penn Ave. S., Minneapolis, MN 55431. (612) 881-6955.

CIRCLE 311 ON READER SERVICE CARD

PSIO BOARD FOR APPLE

The Intra PSIO, programmable serial I/O board, is compatible with current Apple Software including Pascal 1.1, Applesoft and Integer Basic.

It provides a full EIA RS-232 DTE interface to most modems, printers and CRT terminals as well as an opto-isolated current loop interface strappable for full or half duplex, active or passive, two-wire or four-wire, 20mA or 60mA operation up to 200V.

On board 1K ROM software enables user programmable printer width control, delay after carriage return, automatic line-feed generation, and video display. $199.95.

Intra Computer, 101 W. 31st St., New York, NY 10001. (212) 947-5533.

CIRCLE 312 ON READER SERVICE CARD

MEMORY

S-100 MEMORY SYSTEM

Teleram Communications Corporation has introduced its S100B Bubble Memory System which is fully IEEE compatible.

The S100B MBMS is a self contained magnetic bubble memory system using the Intel 7110 1 megabit bubble device. Each board has a capacity of 128K to 256K bytes of non-volatile storage and takes up one slot in any S-100 system.

Driver software is included to interface the bubble system into any 8080/Z80 CP/M system (version 2.0).

Prices start at $2295 for 128K bytes and $3495 for 256K bytes.

Teleram Communications Corporation, 2 Corporate Park Dr., White Plains, NY 10604, (914) 694-9270.

CIRCLE 315 ON READER SERVICE CARD

DISK SYSTEMS

DISK DRIVE SYSTEMS

Columbia microSystems, Inc. announces the 1600 series 8" Disk Drive Subsystems.

The Subsystems use the Tandon Thinline DS/DD 8" drives. Storage capacity for twodrive units is 2.4 MBytes and 4.8 MBytes for the four-drive unit. The drives are one-half the thickness of standard drives, so two drives can be housed in a standard single-drive cabinet, while four drives fit into a standard two-drive cabinet.

Introductory prices are $1695 for the two-drive horizontal or vertical subsystems, $1750 for the twodrive low-profile unit and $2995 for the four-drive unit.

Columbia microSystems, Inc., 905 E. Broadway, Columbia, MO 65201 (314) 875-8900.

CIRCLE 314 ON READER SERVICE CARD

INTELLIGENT DISK SYSTEM FOR HEATH/ZENITH

Data Compass has announced an intelligent 8" floppy disk system for use with Heath/Zenith computers.

The company has also announced a standard, non-intelligent 8" drive subsystem for a variety of popular microcomputers.

AFRAID OF HIGH SOFTWARE PRICES?

6 to 8 programs on CASSETTE every MONTH for (shudder) about 75 cents per program!

TRS-80 MODEL I & III

TRS-80 COLOR COMPUTER

CLOAD MAGAZINE INC.

The Bottom Line:

1 year (12 issues) $50.00
6 months (6 issues) $30.00
Single issues: Back issues $ 6.00
Game #1 $12.00
Adventure #1 $11.00

California residents add 6% to single issues. North America — First Class Postage included. Overseas — add $15.00 subscriptions, add $1.00 single issues. Send AO list.

The Fine Print

P.O. Box 1448
Santa Barbara, CA 93102 (805) 963-6271

The Bottom Line:

1 year (12 issues) $45.00
6 months (6 issues) $25.00
Single issues $ 5.00

Calif. residents add 6% to single issues.
North America — First Class Postage included.
Overseas — add $10.00 subscriptions, add $1.00 single issues.
Send AO list.

P.O. Box 1087
Santa Barbara, CA 93102
(805) 963-3065

MasterCard/Visa

CIRCLE 128 ON READER SERVICE CARD

CIRCLE 129 ON READER SERVICE CARD

including the Apple II and TRS-80 Model II. Called the I-48, this 8" double-density, double-sided drive provides up to 1.6 megabytes of unformatted storage per drive.

The I-47 disk system consists of two intelligent 8" double-density, double-sided drives with a formatted capacity of 1.25 megabytes per drive. The drives, which are in a master/slave relationship, are built into a cabinet 13 1/2" wide.

A 6800 microprocessor on the master drive handles all the control and formatting functions, as well as giving direct access to signal status. $2795.

Peripherals Products Division, Data Computer, 2730 Regal Park Dr., Anaheim, CA 92806. (714) 630-7450.

CIRCLE 315 ON READER SERVICE CARD

SYSTEMS SOFTWARE

LANGUAGES

Cavri Systems has released the *Ghostwriter* authoring system that allows non-programmers to create, modify and update interactive video of CAI programs. The Ghostwriter provides graphics capability, a comprehensive word processor/text editor, unlimited branching, and scoring of responses. Programs created can be used in training, education, point-of-purchase, and other information management applications. Cavri Systems, Inc., 26 Trumbull St., New Haven, CT 06511. (203) 562-8979.

CIRCLE 316 ON READER SERVICE CARD

Radio Shack now has the *TRS-80 MicroPILOT*, a command-oriented authoring language which allows teachers with no previous computer experience to create their own computer assisted instruction materials. Lessons, quizzes, student drills and exercises, as well as student record handling and graphics generation capabilities can be created. The program requires a TRS-80 Model I or III disk system with a minimum of 32K of memory. $79.95. Tandy Corporation/Radio Shack, 1800 One Tandy Center, Fort Worth, TX 76102. (817) 390-3300.

CIRCLE 317 ON READER SERVICE CARD

Color Forth, a high-level language for the Radio Shack Color Computer, is said to be a highly interactive language like Basic, with the structure of Pascal and execution speed close to that of Assembly language. It consists of the standard Forth Interest Group implementation of the language plus most of Forth-79, a super screen display, and a decompiler. Mass storage is via cassette interface. It auto configures to 4K, 16K or 32K models and contains 10K of RAM. $109.95. Micro Works, P.O. Box 1116, Del Mar, CA 92014. (714) 942-2400.

CIRCLE 318 ON READER SERVICE CARD

MicroMotion announces *Forth-79 Version 2* for Apple II/II+, Z-80 CP/M 2.x, and NorthStar DOS users. Floating point and Hi-Res graphics are also available. The base system includes a screen editor, macro-assembler, string package, 32-bit integer arithmetic, and a 200+ page tutorial and reference manual. The retail base price is $99.95; with enhancements it is $139.95 (NorthStar Advantage users add $49.95 to include Hi-Res). MicroMotion, 12077 Wilshire Blvd. #50, Los Angeles, CA 90025. (213) 821-4340.

CIRCLE 319 ON READER SERVICE CARD

Organized as a dictionary of words, *OmniForth* is a high-level computer language based on fig-Forth and the 79 Standard which runs on the TRS-80 Model III. OmniForth contains an interactive compiler, Z80 assembler, file system and full screen video editor. It requires 32K memory and one disk drive. The package comes on disk complete with the 150 page OmniForth user's manual for $130 postpaid. Interactive Computer Systems, Inc., 6403 DiMarco Rd., Tampa, FL 33614. (813) 884-5270.

CIRCLE 320 ON READER SERVICE CARD

Nevada Pilot for CP/M-based systems is a string-oriented language designed for interactive applications such as data entry, programmed instruction and testing. It is a companion language for Basic, Cobol and Pascal and meets all of the Pilot/73 standards. Nevada Pilot requires 32K RAM, one disk drive and CRT or video display and keyboard. It can be used with Apple (softcard needed), TRS-80, NorthStar, Superbrain, Micropolis, Vector and other CP/M-based

FROM THE EXPERTS AT STEREO REVIEW

Improve your stereo's performance with this easy-to-use record!

You don't have to be an electronics whiz to improve your stereo's performance. With the Stereo Test Record, our step-by-step instruction booklet (included) and your own ears you can adjust your stereo to extract the utmost from the recordings you enjoy.

The Stereo Test Record, designed by the editors of Stereo Review for amateurs and professionals alike, provides all these important tests:

- Cartridge tracking, high and low frequency
- Frequency response, 20 kHz to 25 Hz
- Separation left-to-right and right-to-left
- Broad-band noise for channel balance
- Cartridge and speaker phasing
- Low frequency noise
- Turntable rumble
- Frequency response sweeps, 500-20,000 Hz, left and right channels
- Tone-bursts
- Intermodulation distortion
- Anti-skating adjustment
- 1,000 Hz reference tones
- 3,150 Hz tone for rumble and speed accuracy
- Stereo speed
- Standard "A", 440 Hz
- Chromatic octave
- Guitar tuning tones

Use the coupon to order Stereo Review's Stereo Test Record—the complete do-it-yourself stereo system check-out—for just $8.95!

Test Record
Dept. [illegible] - PO Box 278 / Post Station / Brooklyn, NY 11205

YES! Please send me the Stereo Test Record SR14-A for only $8.95, including postage ($9.95 outside U.S.A.)

☐ **Payment enclosed.** Residents of CA, CO, DC, FL, IL, [illegible] and KY add applicable sales tax. ☐ **Charge my:** ☐ American Express ☐ Visa ☐ MasterCard ☐ Diners Club

Card No. _____ Exp. Date _____

Signature _____

Name _____

Address _____ Apt. _____

City, State, Zip _____

For faster service, **CALL TOLL FREE: 800-345-8112**
(In Pennsylvania only 800-662-2444)

computer systems. $149.95. Elbit Computing, 800 41st Ave., San Francisco, CA 94121. (415) 751-1532.

CIRCLE 321 ON READER SERVICE CARD

Commodore Business Machines offers *Pascal Version IV.0* for its CBM microcomputers. All sections of code including main programs and sections of the operating system are treated as segments and move in and out of memory as needed. The IV.0 runs on Commodore micros that use a 64K RAM card. It is compatible with other USCD users such as Texas Instruments, IBM, Philips, and Zenith, and also has a multi-tasking capability and a debugger. It is available through Commodore's dealer network for $175. Commodore Business Machines, Inc., 681 Moore Rd., King of Prussia, PA 19406. (215) 337-7100.

CIRCLE 322 ON READER SERVICE CARD

SYSTEMS

Alcor Pascal is a Pascal compiler that runs on the TRS-80 Model I/III and Z80 equipped systems. It generates re-entrant ROMable code and can compile large programs with limited memory. Programs may be compiled into native code, or compiled into interpreted p-code, or a mixture of the two. The compiler package retails for $199, and the Advanced Development Package that contains the p-code optimizer and native code generator is $125. Alcor Systems, 13534 Preston Rd., Dallas, TX 75240. (214) 226-4476.

CIRCLE 323 ON READER SERVICE CARD

K-Dos for the Atari 800 is a machine language monitor which allows examination and alteration of memory in hexadecimal, and displays ATASCII representation. It also has commands that will reserve and erase memory and may be executed when the Basic or Assembler cartridge is in control. K-Dos also supports the Atari 850 handler which allows the use of printers and modems. E.A. Robinson, Inc., 2850 Rochester Rd., Troy, Michigan 48084. (313) 689-7000.

CIRCLE 324 ON READER SERVICE CARD

EdW is a full-screen Basic editor for TRS-80 Model I/III. The program has a full-floating cursor with autorepeat and over 30 commands for editing Basic text. It also has a Script-like control structure. $40. Allen Gelder Software, Box 11721 Main Post Office, San Francisco, CA 94101.

CIRCLE 325 ON READER SERVICE CARD

Arcell is a basic compiler for the TRS-80 Model I/III. It handles unstructured FOR-NEXT loops and arrays, a 10% to 35% larger compact compiled code than Basic source, and multi-dimensional arrays. $99.95. Algorix Software, Box 11721, San Francisco, CA 94101. (415) 387-3131.

CIRCLE 326 ON READER SERVICE CARD

Basic is a completely structured extension of the Basic language that is written via Editor. Blocks of code are indicated without statements such as BEGIN and END, and debugging is automatic. It is available for the Apple, IBM Personal Computer, and the TRS-80. $129. Delta Micro Systems, P.O. Box 15952, New Orleans, LA 70175. (800) 535-1814.

CIRCLE 327 ON READER SERVICE CARD

DATA BASE MANAGEMENT SYSTEMS

Pegasus is a user-oriented data base management system written in Pascal for the Apple II. Pegasus can define a data

Scotch Diskettes

Rely on Scotch® diskettes to keep your valuable data safe. Dependable Scotch diskettes are tested and guaranteed error free. The low abrasivity saves your read/write heads. They're compatible with most diskette drives.

(800)235-4137

CIRCLE 302 ON READER SERVICE CARD

Peripherals Unlimited... FANTASTIC PRICES!

OUR FAST SERVICE, PRODUCT SELECTION AND OUR CUSTOMERS' SATISFACTION MAKE US #1

ZENITH

Z-89-64K	$2299
Z-90-64K DD	$2588
Z-19 Terminal	$777
Z-121 Monitor 12"	$149

ATARI COMPUTERS

Atari 800	$869
Atari 810	$518
Atari Interface Module	$174
Atari 810 Single Disk	$464
Atari 815 Dual Disk	TBA
Atari 830 Modem	$158
Paddles	$15
Controller	$24
Star Raiders	$34
16K Mem. Exp. for Atari	$79
32K Mem. Exp. for Atari	$114

NEC PRINTERS

7710/8 Spinwriter R/U	$2279
7720 Spinwriter KSR	$2649
7510/20 Spinwriter R/U	$1899
3509 Serial Spinwriter	$1599

HEWLETT PACKARD

PC-8023	$474

Call for prices on ribbons, etc.

MORE PRINTERS

Anadex Adwriter I	$1295
Anadex DP-9500	$1599
Diablo Microline 92A	CALL
Diablo Microline 93A	CALL
Diablo Microline 93A	CALL
Tractor (Diablo 92 + 93 only)	$99
Diablo 630	$2014

MONITORS

Sanyo 12" GRN Phosphor	$266
Sanyo 12" Black + White	$279
Amdek 12" 300 GRN Phosphor	$149
Amdek 12" Color	$279
NEC 12" GRN Phosphor	$154
NEC 12" Color	$344

EPSON PRINTERS

MX-70	CALL
MX-80 w/Graphics	CALL
MX-80 F/T (Parallel + Tractor)	CALL
MX-100 (16" Carriage)	CALL

Call for prices on Ribbons, Cables and Interfaces

NEC PC-8000 Series Microcomputers

PC-8001A Computer w/16K	$449
PC-8001A w/32K + Exp. Base	$588
PC-8011A Dual Mini Disk	$899
PC-8022A Add-on Mini Disk	$777

Call for Software Prices

FOR THE LOWEST PRICE CALL

TOLL FREE

1-800-343-4114

ORDERING INFORMATION

Our order lines are open 9AM to 6PM EST Monday thru Friday. Phone orders are welcome, same day ship-ment on orders placed before 10AM. Free use of Mastercard and VISA. Personal checks require 2 weeks clearance. Manufacturer's warranty included on all equipment. Prices subject to revision. C.O.D. is accepted.

For service, quality and delivery call:

PERIPHERALS UNLIMITED
(617) 655-7400
82 N. Main St. • Natick, MA 01760

CIRCLE 303 ON READER SERVICE CARD

Maxell Floppy Disks

The Mini-Disks with maximum quality.

Dealer inquiries invited. C.O.D.s accepted. Call FREE (800) 235-4137

PACIFIC EXCHANGES

CIRCLE 202 ON READER SERVICE CARD

YOU CAN PAY MORE BUT YOU CAN'T GET MORE!

Color Computer 16K
$305
w/16K Ext. Basic
$399
w/32K Ext. Basic
$499

Model III 16K
$799
Model III 48K, 1 Disk & RS232 c
$1949

24/7 SALES! These are just a few of our great offers, which include Printers, Modems, Computers, Peripherals, Disc Drives, Software and more. CALL TOLL FREE 1-800-343-0124

We have the lowest possible fully warranteed prices and a full complement of Radio Shack Software

computer plus

Write for our free catalog.

3468A Grand Road
Lillington, MA 01460
617-646-2145

CIRCLE 140 ON READER SERVICE CARD



ATARI®

Calculator Kit	[illegible]	Atari 800 16K	[illegible]
Programmer Kit	[illegible]	Atari 400 16K	[illegible]
Communicator Kit	[illegible]	Atari 410 Recorder	[illegible]
Microsoft Basic	[illegible]	Atari 810 Disk	[illegible]

ALL ATARI SOFTWARE 20% OFF
Plus Loads of 3rd Party Software!
VOTRAX TYPE'N'TALK: $40.00
ALSO EPSON & CENTRONICS PRINTERS
ZENITH & TELEVIDEO TERMINALS

Bill Mail Order is a company made up of computer professionals. We are able to provide low prices as well as technical support. Give us a call and find out why we consider the Atari the best home computer on the market today. You won't be disappointed.

Bill Mail Order
Distributing a Atari Home Computer
P.O. Box 343
Newton Highlands, MA 02161
(617) 964-3980

CIRCLE 116 ON READER SERVICE CARD

New Products, continued...

base, modify records, format and print reports, or perform global editing functions. It requires an Apple II computer with 64K memory, the Apple Pascal operating system, two disk drives (5 1/4" floppy for the program disk and 5 1/4", 8" or hard disk for data), and a printer. $199.95. Powersoft, Inc., P.O. Box 157, Princeton, NJ 08071, (609) 589-5500.

CIRCLE 238 ON READER SERVICE CARD

File-Fax is a data base management system that offers quick access to files and records. Only a single disk drive is required, but it can accomodate up to eight disk drives. It will run on Apple II/II+ computers, with versions available for the NEC PC-8001, Atari, and Commodore computers. TMQ Software Inc., 390 N. East River Rd., Des Plaines, IL 60016. (312) 299-5671.

CIRCLE 239 ON READER SERVICE CARD

APPLICATIONS SOFTWARE

GAMES AND RECREATION

An expanded version of the *Original Adventure* game in which the adventurer explores the dangers, seeks the treasures and solves the puzzles of Colossal cave is available. A free Certificate of Wizardness is available to players achieving the maximum score. *Original Adventure* is available for $19.95 on 5" Heath/Zenith or Osborne 1 disk or 8" CP/M disk. Software Toolworks, 14478 Glorietta Dr., Sherman Oaks, CA 91423, (213) 986-4885.

CIRCLE 240 ON READER SERVICE CARD

A deadly German U-Boat, of a size and sophistication unsuspected by the Allies, and a between-wars international espionage race for survival are the themes of *Fathom 40* and *Cloak & Dagger* for play on Apple II or Atari 800 and 400 computers. 48K with disk drive as well as joysticks are needed. Fathom 40 is $39.95 and Cloak & Dagger retails for $29.95. Horizon Simulations, 7561 Crater Lake Highway, White City, OR 97503. (503) 826-4681.

CIRCLE 241 ON READER SERVICE CARD

Radio Shack offers a collection of eight game programs for the TRS-80 Pocket Computer that challenge deductive reasoning, marksmanship and gambling talents. The eight games are *Missile Marksman*, *Baccarat*, *Blackjack*, *Acey-Deucey*, *One-Armed Bandit*, *Pokerlot*, *Numgam* and *Craps*. $14.95. Tandy Corporation/Radio Shack, 1800 One Tandy Center, Fort Worth, TX 76102. (817) 390-3300.

CIRCLE 242 ON READER SERVICE CARD

Muse Software has released *Firebug*, a game for the Apple computer written by Silas Warner. The scenario puts you, the Firebug, at the top of a five-story maze, complete with burning fuse, gasoline cans, and the dare to burn the floors down one at a time. Firebug for the Apple II/II+ computer with 48K and disk drive retails for $29.95. Muse Software, 347 N. Charles St., Baltimore, MD 21201. (301) 659-7212.

CIRCLE 243 ON READER SERVICE CARD

M.A.C. Software has released five classic adventure programs in which you try to outwit your adversaries to obtain your goals. *Jack and the Beanstalk Adventure* introduces the series, followed by *The Three Pigs and the Wolf Adventure*, *The Thief of Baghdad Adventure*, *Little Red Riding Hood Adventure*, and *Robin Hood Adventure* on disks one and two. Programs require a 48K Apple II+

EDUCATIONAL SOFTWARE
For the ATARI 400/800 Computers

WORD SEARCH PUZZLE MAKER – Make word search puzzles with your words or clues and an 80-column printer. 24K Cassette $24.95 24K Disk $24.95

MATHPAKS – Reviews simple math facts in the four arithmetic operations. Uses color and sound. Connects to an optional printer or Votrax Type-N-Talk. 16/24K Cassette: $24.95 24/32K Disk: $24.95

ELECTRONIC GRADE BOOK – Version 2.0 – This teacher's aid for grade recording. Includes weighted averages, letter and number grades and several methods of reporting grades. Disk version has more advanced features.
Disk 40K, Cassette 32K, $64.95 each

All programs come with a manual. Disk versions come with AUTORUN.SYS file.

Please add $2 postage and handling per order. Michigan residents add 4% sales tax.

Computer's Voice
3176 Elle Dr. – Dept. 106
Flint, MI 48504
(313) 239-5489

CIRCLE 143 ON READER SERVICE CARD

NEW
INVITATION TO ELECTRONICS!

Get *Popular Electronics'* all-new guide to understanding and having fun with electronics! Covers TV, computers, audio gear, wiring, testing and much more!

TO ORDER:
Send $14.95 ($12.95* plus $1.00 postage and handling) to:

INVITATION TO ELECTRONICS
P.O. Box 640, Holmes, PA 19043
(*Outside U.S.A.)

*Trademarks of Ziff-Davis Publishing Company, Inc. Copyright © 1982 Ziff-Davis Publishing Company, Inc. All rights reserved.

or Apple II with Applesoft in ROM. Disks one and two are $24.95 each (the first adventure is free). M.A.C., P.O. Box 27, Chillicothe, OH 45601.

CIRCLE 334 ON READER SERVICE CARD

Hypergate Centurion and *Hypergate Patrol* are two science fiction games for the TRS-80. In Hypergate Centurion you are the guardian of the gateway to the galaxies and you have sworn to protect the friendly spaceships as they transit the hypergate. In Hypergate Patrol, you command a hypergate patrol ship and contend with most of the same situations that Hypergate Centurion does. Synergistic Solar Inc., P.O. Box 560595, Miami, FL 33156.

CIRCLE 335 ON READER SERVICE CARD

Cubes Fantasy is a simulation of Rubik's Cube for Apple computers. A six-color graphic display, random mixing to create a puzzle, consecutive moves (over 100 at once), and the ability to save the current cube for later recall are featured. It requires 48K, DOS 3.3 and Applesoft. $14.95. Yukon Computer Products, Inc., P.O. Box 37088, Minneapolis, MN 55431-0088.

CIRCLE 336 ON READER SERVICE CARD

Maxwar is a board game made by Compuserve. It is a playing field filled with obstacles for one person against the computer or two people to play. It requires joysticks, extended Basic, and costs $17.95 on cassette or $22.95 on disk. Computerware also has *Storm*, an arcade game that has 135 levels of play, fast action, graphics, and sound. Also available is a *3D Drawing Board* for the Radio Shack Color Computer. It draws in three dimensions for education, entertainment, or serious projects. Both Storm and the 3D Drawing Board are $24.95 on cassette or $29.95 on disk. Computerware, Box 668, 1512 Encinitas Blvd., Encinitas, CA 92024. (714) 436-0282.

CIRCLE 337 ON READER SERVICE CARD

Color Berserk is a hi-res graphics game on cassette for 16K Radio Shack Color Computers. It features arcade game style with angry robots and Evil Orville challenging each other. *Cave Hunter* is a game for the 16K TRS-80 Color Computer in which you maneuver your way to the bottom of a spooky old cave to retrieve the treasures. Joysticks are required for both games, which are $24.95 each. Mark Data Products, 23802 Barquilla, Mission Viejo, CA 92691. (714) 768-1551.

CIRCLE 338 ON READER SERVICE CARD

"An educated man stands, as it were, in the midst of a boundless arsenal and magazine, filled with all the weapons and engines which man's skill has been able to devise from the earliest time."

Thomas Carlyle

Two Epyx games have been released for the Atari 400/800: *Crypt of the Undead*, in which the player only has 12 hours to set himself free from the cemetery; and *Escape From Vulcan's Isle*, in which the player is shipwrecked on a sea voyage and must get off the island somehow. It requires 32K with a joystick controller. $29.95. Epyx, P.O. Box 4247, Mountain View, CA 94040. (415) 964-8021.

CIRCLE 339 ON READER SERVICE CARD

Creative Software has released a variety of software packages. VIC Games that require the 5K VIC and cassette unit include *Seawolf*, *Bouncerow*, and *VIC Trap*. All three for $24.95. *Household Finance Package* does basic accounting of your family's finances. $34.95. *Home Inventory* catalogs your possessions. $14.95. *The Logic Games Package* includes Code Maker and Code Breaker which are based on Mastermind. $14.95. *Mash Hunter* and *Monster Maze* are in the *Recreational/Educational Package II*. Both retail for $14.95. *Car Costs* helps you keep track of your automobile expenses in five categories. $14.95. To help analyze all types of loans, the *Loan Analyzer* does the calculations for $9.95. *Hangman* (try to guess the letters of a word) and Hangmath (try to guess the digits of a multiplication problem) are part of *Recreational/Educational Package I* for $14.95. Atari Software includes *Household Finance* (32K) for $34.95 and *Home Inventory* and *Car Costs* for $19.95 each. Creative Software, 201 San Antonio Circle, #207, Mountain View, CA 94040. (415) 948-9595.

CIRCLE 340 ON READER SERVICE CARD

computer store of the month

Computerland of Tampa, Florida

Numerous stores carry *Creative Computing* magazines and software. This month we would like to recognize Computerland of Tampa, FL.

A visit to the Tampa Bay area would not be complete without stopping by Computerland of Tampa, one of the area's most popular computer stores. Since the store was opened in September of '79 by Sam and Don Watson, former Digital Equipment employees, it has earned a reputation for dedication and service to the community. The store, managed by Arnie Stanger, maintains a policy of customer satisfaction through excellent product knowledge and customer support. A friendly staff and atmosphere encourage computer enthusiasts to stop in.

There is always something for everyone at Computerland. The store carries a broad range of products including *Creative Computing* magazine, books, supplies, software and peripherals. Computer lines include Apple, IBM, Osborne, Commodore and Atari. A full in-store service department stands behind every product sold. The store is staffed by Jim Holloway, Paul Sumberg, Brenda McBrayer, Halina Jaskiel, John Parker and Beverly Stanger.

Following the success of the Tampa store, two sister stores were opened in Clearwater and Seminole to serve the growing needs of the Bay area.

Stop in to see Computerland at 1520 E. Fowler Ave., Tampa, FL 33612. (813) 971-1680.

How to make
YOUR FORTUNE
IN THE
MICROCOMPUTER
BUSINESS

2 informative volumes containing everything you need to know to establish and build your own profitable microcomputer business for beginners and those already in business.

Written by a successful entrepreneur in the computer field, YOUR FORTUNE IN THE MICROCOMPUTER BUSINESS teaches you how to:

- Make the most of a small investment
- Avoid costly business errors
- Use proven power methods to run your business
- Learn its growth and success

Volume I: Getting Started Includes:

- The right way to generate profit projections
- Your future in the becoming effective field
- How to develop a sound business plan
- The pros and cons of franchising
- Power engineering and advertising methods
- Interviews with a highly successful entrepreneur

Plus all about becoming a highly paid consultant — or starting your own consulting or service business

Volume II: Growth, Hurdles and Success Includes:

- When to incorporate, where to locate it
- Developing sound cash management procedures
- How to be a less employee in management
- Understanding a profit and loss
- The personal plan for consultant or a steady growth
- How to cash in on your success

GUARANTEE

Study and use YOUR FORTUNE IN THE MICRO COMPUTER BUSINESS for 30 days. During that time if you wish to return these books for any reason, just notify us for a prompt and full refund.

I want to run my own profitable microcomputer business. Please rush me ____ copies of YOUR FORTUNE IN THE MICRO COMPUTER BUSINESS at only $15.95 each (plus $1 postage and handling)

☐ Vol. I
☐ Vol. II (please circle)

☐ I want to save $8.95. Rush me both volumes at only $24.95* (plus $1.50 postage and handling)

Enclosed is my check or money order for _____. I understand that if I am not satisfied for any reason, I may return them for a prompt and full refund.

*California residents please add 6% sales tax ($1.56).

Name _____

Address _____

City _____ State _____ Zip _____

☐ Enclosed is $ _____ or ☐ charge my Mastercard ☐ or Visa ☐

Card No. _____ Exp. Date _____

Signature _____

Please mail this form to Wildfire Publishing, POB 420-FF Carpinteria, CA 93013
Order direct by phone (805) 967-8444

CIRCLE 254 ON READER SERVICE CARD

iews...book re

Steve Gray, et al.

History of Programming Languages, edited by Richard L. Wexelblat. Academic Press, a subsidiary of Harcourt Brace Jovanovich, New York. 782 pages, hardcover $45, 1981.

This hefty book is the final proceedings of the 1978 ACM SIGPLAN History of Programming Languages Conference. It provides a fascinating and highly readable record of the early history of 13 major languages that, according to the book's jacket, "set the tone of most of today's programming."

The book describes the factors that influenced the development of these languages, covering their early development with emphasis on the technical aspects of the language design and creation.

Each paper and talk was prepared by one or two of the key technical people directly involved in the early development of the language: John Backus (Fortran), Alan Perlis (Algol), Jean Sammet (Cobol), Jules Schwartz (Jovial), Charles Baker (Ibm), Thomas Kurtz (Basic), George Radin (PL/1), Adin Falkoff and Kenneth Iverson (APL), etc. Also included are Lisp, APT, GPSS, SIMULA and Strobol.

Included are the papers, transcripts of the presentations and the question-and-answer sessions, biographies of the speakers, and appendixes that provide summaries of each language, and photographs from the conference.

For anyone interested in how any of these languages got their start, this has got to be the definitive work on their origins. In the Basic section, for example, we learn why it was developed, what other languages influenced it, how it grew through its editions, and what Dr. Kurtz thinks of it now.

The book is fascinating, partly due to the great wealth of historical information, and to the many personal observations of those who were there at the beginnings. Kurtz says, at one point, "Our goal was to provide our user community with friendly access to the computer," and at another, "I think it's fair to say that more persons in the world know how to write simple programs in Basic than in any *other* language. It is true that most of them are probably still unable to write or buy a drink. And if Fortran is the lingua franca, then certainly it must be true that Basic is the lingua pimpyen."

---

67 Ready-To-Run Programs in Basic: graphics, home & business, education, games, by William Scott Watson. Tab Books Inc., Blue Ridge Summit, PA. 182 pages, paperback $6.95, 1981.

Publishing several dozen programs in Basic is a problem: the main question is what to include. Tab Books has put out several collections before, including a couple of good ones and one of all-too-simple adventures. Ken Tracton wrote all three.

All the programs in Watson's book were written using Radio Shack's TRS-80 Level-3 Basic. Although Radio Shack stopped marketing the Model-I Level-3 TRS-80 last year, the language is current on the smaller Model III TRS-80.

Watson offers some introductory chapters (language, program size, tips) and four chapters of programs: games

views...book

tcaps, Robot War, Labyrinth, and 26 more), graphics (electric crayon, timewave manipulation, Superman, and 10 more), home and business (decision maker, straight line depreciation, breakeven analysis, and 14 more you'll never use either), and educational (math teacher, word quiz, permutations and combinations, and nine more). The index is curiously padded out by giving page numbers for each program as well as for each listing, rule, suggested variations, and list of variables, which makes the index five times as long as necessary.

The space, and a lot more of it, should have been used to explain how the programs work. However, most are so simple that most people with a year or two of Basic could write them all without working up much of a sweat.

So the main value of the book is for beginners and those too lazy to write simple programs. The author should have turned the book around by removing all programs and offering the rest as "Suggestions For Programs to Write."

The back cover says, "Here's your source of all the programs you've been wanting." If so, you're much too easily satisfied.

Software Psychology: Human Factors in Computer and Information Systems, by Ben Shneiderman, Winthrop Publishers Inc., Cambridge, MA. 335 pages, hardcover $24.95, 1980.

One of a couple of dozen books in the Winthrop Computer System Series, this is "designed for professional system designers, managers, and programmers, as well as for students," according to the back cover, which adds that "in the interest of improving programmer productivity, terminal user effectiveness, and system quality, Dr. Shneiderman describes current research techniques and supplies practical guidelines for programming and systems design."

The twelve chapters are on Motivation for a Psychological Approach, Research Methods, Programming as Human Performance, Programming Style, Software Quality Evaluation, Team Organization and Group Processes, Database Systems and Data Models, Database Query and Manipulation Languages, Natural Languages, Interactive Interface Issues, Designing Interactive Systems, and Computer Power To, Of, and By the People. The book ends with a 23-page bibliography, and Suggested Projects and Exercises.

The chapter on Programming Style offers stylistic guidelines on commenting, variable names, and indentation, and comments on programming language features such as conditional statements, iteration and recursion, flowcharting, etc. Each chapter ends with a Practitioner's Summary. On one, he says, in part, "Indentation is frequently advocated but its efficacy has not been demonstrated experimentally" and "Detailed standard flowcharts do not seem to improve programming performance." The rest of the book is equally forthright, and is written in as simple a style as possible for such a text.

However, the University of Maryland's document processing system, used to photoprint the book, apparently has too long an exposure time, so some letters are too heavy, and this most pages look as though set by hand in a Vietnamese village.

SCRG Presents

FOR YOUR APPLE™ II OR II+

THE $79.95 NUMERIC KEYPAD

THE KEYPAD

- Converts APPLE™ keyboard to one of eight 10-key or hexadecimal keypads
- Hardware conversion—compatible with **ALL** software • Decals provided
- Works with any revision APPLE™ II or II+
- Instantly switches between standard keyboard and keypad • Custom layouts available
- Installs easily, no soldering
- Lowest priced numeric keypad available—**$79.95**

THE MAGIC KEYBOARD

Everything That **THE KEYPAD** Gives You, Plus . . .

- At the flip of a switch, select between standard "QWERTY" keyboard and your choice of **DVORAK, A.S.K., MONTGOMERY, LEFT & RIGHT ONE-HANDED,** and **ALPHABETICAL ORDER**
- Easy modification and optional PROM allows true upper/lower case entry

+ **$89.95**

Paddle-Adapple

- Works with all Apple compatible joysticks and paddles
- Unique "dumpark" socket allows you to configure to meet your needs
- Select one of two devices or
- Use 4 paddles simultaneously
- BPI™ users can have BPI™ device and paddles plugged in simultaneously
- Gives you four push-button inputs
- Supports shift key modification
- Exchange X & Y joystick axis
- Small and compact—adheres to computer with supplied foam tape
- All strobes, annunciators and power available on both connectors
- **LOW PRICE—$29.95**

9 CARDS AND 8 SLOTS?

The **EXTEND-A-SLOT** brings a slot outside your APPLE™, allowing as many change of cards. The 18" flex cable is long enough to allow placement of the card in convenient locations. The high quality connectors are gold plated for reliability.

The **EXTENDA-SLOT** works with all slow to medium speed cards such as Modems, Printers, Clocks, Music etc. It is not recommended for high speed time critical devices such as disk drive controller cards. **$29.95**

All three fine products come with a 90 day warranty

Available at your local dealer or direct from:

SOUTHERN CALIFORNIA RESEARCH GROUP
Post Office Box 2231-C
Goleta, CA 93118
(805) 685-1931

Add $2.00 for shipping: CA and MA add tax

VISA, MASTERCARD accepted

Apple is a trademark of Apple Computer, BPI is a trademark of BPI Systems

CIRCLE 236 ON READER SERVICE CARD

Ride the wabash express

5¼" $1.99*
8" $1.99*
5¼" $2.19*
8" $2.49*
5¼" $2.99*
8" $3.09*

800-854-1555
ABM PRODUCTS
(714) 268-3537

CIRCLE 103 ON READER SERVICE CARD

iews...book re

Basic Programs for Home Financial Management, by W.B. Goldsmith Jr., Prentice-Hall Inc., Englewood Cliffs, NJ. 320 pages, hardcover $18.95, paperback $12.95. 1981.

Subtitled "A system of complete programs and asset management, and investment analysis," this big book (8 by 11, over an inch thick) provides 33 programs written on an unspecified computer in what looks like a version of Microsoft Basic. However, the dust-cover flap says the listings are "easily adaptable for use with TRS-80, Apple II, and other common home Basic computers." Some programs use LEFT$, LEN, MID$ or STR$; there are "no fancy graphics, sound effects or other hardware-dependent features to confuse the issue," as the introduction puts it.

The programs fall into five categories: money management (checkbook reconciliation, bookkeeping worksheet, budget analysis, etc.), credit control (net worth statement, auto-loan analysis, real-estate loan status, etc.), maintenance management (life-cycle costing, lease/buy, home-insurance inventory, etc.), investment factors (retirement fund, net present value, stock planner, etc.), and a file manager. Three appendixes offer a summary of Basic, three pages on hardware, and four pages on Mathematical Manipulations (interest approximation, number of payments, etc.).

For anybody who might just need to computerize his entire home finances, this book provides a lengthy description of each program that includes background information, detailed documentation and "operating notes." The writing is informal and simple enough for the near-beginner, who can run the programs without understanding how they work, after keying in 50 to 200 lines per program. The text is typewritten on five-inch lines to make them easier to read.

Video/Computers: How to Select, Mix, and Operate Personal Computers and Home Video Systems, by Charles J. Sippl & Frank Dahl, Prentice-Hall Inc., Englewood Cliffs, NJ. 254 pages, hardcover $15.95, paperback $7.95. 1981.

This is a guide to making your own integrated video terminal, or IVT, which combines a home computer and video hardware.

Six chapters cover the Integrated Video Terminal, The Video Enthusiast's Point of View (TV basics, VTRs, video disks, mixers, projection TV), The Computerist's Point of View (video games, home computers, monitors, color-graphics monitors, graphics, A/D/D/A (analog-to-digital and digital-to-analog converters, speech recognition, digital audio and video recording, analog systems), The Communicator's Point of View (data transmission, computer networks, video data transmission, facsimile, EFT, computer and video conferencing, fiber optics, satellites), and Conclusion.

The authors cover the material very well, writing clearly and with a minimum of technicalese, to provide a book that is probably unique and is well worth the reading for both amateurs and experts.

Beyond Games: Systems Software for Your 6502 Personal Computer by Ken Skier, Byte Books, Byte/McGraw-Hill Book Division, 70 Main Street, Peterborough, NH 03458. 433 pages. $14.95.

views...book

For the average personal computer owner who is used to programming in Basic, learning assembly language can seem an insurmountable task. The more assembly books are written with the experienced programmer in mind, doesn't help. Well, owners of 6502-based systems can take heart because Ken Skier has written a book that will do much to ease the transition from Basic to 6502 assembler, and provide them with some useful software to boot.

Skier's goal is to teach 6502 assembly language not by just explaining all the instructions individually, but by showing you each one in its natural habitat: a program.

The program he uses is the Visible Monitor, a screen-oriented machine language monitor that is developed in steps. You start off by being introduced to the ideas of registers, hexadecimal notation, assemblers and the all-important concept of subroutines. Next, routines for handling screen I/O, displaying data in ASCII and hex, cursor positioning and clearing the screen are discussed and written. These routines are then brought together to form the nucleus of the Visible Monitor.

While the monitor is being developed, the reader is learning new programming concepts like stack and pointer usage, new 6502 instructions, and perhaps best of all, good structured design techniques. Once the basic monitor is complete, we continue on, adding more tools and enhancements: two different hexdump programs, a disassembler, a block memory move utility and a simple in-memory text editor. The last chapter in *Beyond Games* explains how the monitor can be loaded into your 6502-based computer.

Following the last chapter is almost 250 pages of appendices containing listings of the Visible Monitor and its extensions in three forms: fully commented assembly listings, hexdumps and Basic DATA statements for use with a Basic machine language loader program. There is also an appendix for each 6502-based system on which the monitor can run that explains the features (read "peculiarities") of each machine and how one can program around them. The Apple II, PET/CBM, Atari 400 and 800 and Ohio Scientific Challenger 1-P are covered.

There is much to like about this book. It is written in a clear, relaxed, almost conversational style without sounding cutesy or forced. It shows the process of designing and writing a non-trivial, useful piece of software in a clear and entertaining way. I am also impressed by the way in which differences between the various systems are kept isolated by use of a System Data Block, although there were some minor inaccuracies in both the PET/CBM and Atari appendices that could have been avoided without much effort.

One of the best ways of improving your programming skills is to be exposed to other, better programmers and the code that they write. *Beyond Games* lets the reader do just that: you get the feeling that you are looking over Ken Skier's shoulder as he writes the Visible Monitor, explaining every step as he goes.

I heartily recommend *Beyond Games* to the beginning 6502 programmer as a prelude to a more advanced 6502 book, like Leo Scanlon's 1982 *Software Designs* and to the more advanced programmer as a source of good code to study and emulate. — *Steve Leth* □

Software City's

INCREDIBLE SPECIAL

Kabul Spy only $20.95
(retail $34.95)

OR

Star Blazer only $18.95
(retail $31.95)

with any other purchase

Of course we're just as proud of our regular prices. And if you don't see what you want here, please call us and ask for it, or write for our free catalog.

APPLE™ | APPLE™ | ATARI™ | TRS-80 Model I/III™

To order, call us toll free:

1-800-845-5147

Hours: Mon. thru Sat., 9-9

Our Guarantee: If it doesn't boot, we will replace it free...

VISA

Add $3.00 for shipping & handling and $1.00 extra if C.O.D. Maryland residents add 5% sales tax

SOFTWARE CITY INC.

CIRCLE 231 ON READER SERVICE CARD

creative computing RETAIL ROSTER

A DIRECTORY OF STORES AND THE PRODUCTS THEY CARRY

TO PLACE A LISTING CALL COLLECT: LOIS PRICE (212) 725-7226

ALABAMA

VILLAGE COMPUTERS, 1720 28th Avenue South, Homewood, 35209 (205) 870-9948. Apple, Vector, Graphics, Peripherals, Software, Training and Service.

ARIZONA

PHOENIX — HEATHKIT ELECTRONIC CENTER, 2727 W. Indian School Rd. (602) 279-5347. Heath/Zenith Computers, Software, Peripherals.

TUCSON — HEATHKIT ELECTRONIC CENTER, 7126 E. Broadway, (602) 885-0773. Heath/Zenith Computers, Software, Peripherals.

MAUTER COMPUTER PRODUCTS, 4861 East Speedway, 9631 East Grayview, Tucson. Apple, TRS-80, Sanyo. Convos. Tons of Software. Disk Drive and Printers.

ARKANSAS

ABACUS, 248 Oak St., Conway 72032. (501) 329-9202. Atari, Commodore, Hewlett-Packard. Business Platform Software. Magazines, Rubbers, Free Consultation.

CALIFORNIA

DEE DATA EQUIPMENT SUPPLY — 8315 Firestone, Downey 90241. (213) 928-8361. VICTOR LEE (714) 776-5455. Computer R&T, kits 20 specialists. Latest Software, Hardware, Books, Supplies, Peripherals in stock. In House Maintenance.

OBIE UNLIMITED, 120 S. Los Robles, Pasadena, 91101 (213) – 795-8884. Commodore, Zenith, Drives, Video, Supplies Peripherals.

ANAHEIM — HEATHKIT ELECTRONIC CENTER, 330 E. Ball (714) 778-5425. Heath/Zenith Computers, Software, Peripherals.

CAMPBELL — HEATHKIT ELECTRONIC CENTER, 2350 S. Bascom Ave., (408) 377-8925. Heath/Zenith Computers, Software, Peripherals.

EL CERRITO — HEATHKIT ELECTRONIC CENTER, 6203 Potrero Ave., (415) 236-8919. Heath/Zenith Computers, Software, Peripherals.

LA MESA — HEATHKIT ELECTRONIC CENTER, 8363 Center Dr., (714) 467-2115. Heath/Zenith Computers, Software, Peripherals.

LOS ANGELES — HEATHKIT ELECTRONIC CENTER, 2309 S. Flower St., (213) 748-0561. Heath/Zenith Computers, Software, Peripherals.

POMONA — HEATHKIT ELECTRONIC CENTER, 1600 N. Orange Grove Ave., (714) 623-2840. Heath/Zenith Computers, Software, Peripherals.

REDWOOD CITY — HEATHKIT ELECTRONIC CENTER, 2991 Middlefield Rd., (415) 366-8100. Heath/Zenith Computers, Software, Peripherals.

SACRAMENTO — HEATHKIT ELECTRONIC CENTER, 1968 Tulare Ave., (916) 485-1470. Heath/Zenith Computers, Software, Peripherals.

WOODLAND HILLS — HEATHKIT ELECTRONIC CENTER, 22504 Ventura Blvd., (213) 883-0551. Heath/Zenith Computers, Software, Peripherals.

VANGUARD DATA SYSTEMS, 8588 South Atlantic Avenue, South Gate, 90280, 213-564-0107, mon-Sat. North Star. Tandon, AlphaCOM Software.

CONTINAL COMPUTERS, 368 Monterey, San Luis Obispo 93401. (805) 543-6300. Apple, Digitronic, Alpha Micro. Software, Peripherals, Supplies, Full Service Center.

P.S. COMPUTERS, 10108 San Pablo Ave., El Cerrito 94530 (415) 527-8244. Commodore Pet. Vic 20. Specialists. In House Maintenance.

LITTLE CENTURY, Westlake Shopping Center (inside Mel's Mart). Daly City, 94015. 415-992-5200. All major Computer lines discounted.

WEST COMPUTER STORES, INC. 1103 B Street, Hayward 94541 (415) 537-2983. Apple, Computers, Genie, Osborne Drives, Panasonic.

BYTE SHOP OF HAYWARD, 1103 B Street, Hayward 94541 (415) 537-2983. Apple, Computers, Drives, Osborne, Drives, Panasonic.

COLORADO

DENVER — HEATHKIT ELECTRONIC CENTER, 5945 W. 38th Ave., (303) 423-5400. Heath/Zenith Computers, Software, Peripherals.

CONNECTICUT

COMPUTERWORKS — 1488 Post Rd East, Westport 06880. (203) 255-6090. 12-6 Tues.-Fri., 10-6 Thu., 10-5 Sat.

CONNECTICUT INFORMATION SYSTEMS — 218 Huntington Road, Bridgeport 06608 (203) 579-0472. Mon-Sat. 10am-6pm. Apple and CP/M-related products.

THE COMPUTER STORE, 21 Atlantic St., Stamford, 06901 (203) 356-1520. Apple, Zenith, Sanyo, Osborne, Epson.

THE COMPUTER STORE, 1663 Post Road, Westport, 06880. (203) 454-6906. Apple, Zenith, Sanyo, Osborne, Epson.

AVON — HEATHKIT ELECTRONIC CENTER, 395 W. Main St. (Rt. 44), (203) 678-0325. Heath/Zenith Computers, Software, Peripherals.

DELAWARE

THE COMPUTER STORE, 4810 Concord Pike, Rt. 202 North, Wilmington, 19803. (302) 478-7772. Apple, Zenith, Sanyo, Osborne, Epson.

MICRO PRODUCTS, 400 Philadelphia Pike, Wilmington 19803, (302) 793-5227. Major brands of Hardware. Franchise and over 75 Software lines represented.

FLORIDA

COMPUTERS 101 — 101 Hollywood Fashion Center, Hollywood, FL 33023 (305) 981-1911. Atari, Zenith, TRS-80, NEC, Sanyo, Sinclair, Epson, All Printers. Sales and Service. SPANISH SOFTWARE.

HIALEAH — HEATHKIT ELECTRONIC CENTER, 4705 W. 16th Ave., (305) 823-2283. Heath/Zenith Computers, Software, Peripherals.

JACKSONVILLE — HEATHKIT ELECTRONIC CENTER, 6262 Arlington Expressway, (904) 725-4864. Heath/Zenith Computers, Software, Peripherals.

PLANTATION — HEATHKIT ELECTRONIC CENTER, 7123 W. Broward Blvd., (305) 791-7930. Heath/Zenith Computers, Software, Peripherals.

TAMPA — HEATHKIT ELECTRONIC CENTER, 4705 W. Hillsborough Ave., (813) 884-2941. Heath/Zenith Computers, Software, Peripherals.

BROWARD UNLIMITED, 2600 Cypresshead Blvd., West Palm Beach 33406. (305) 689-1300. Hardware, Software, Peripherals. Magazines, Books, Talk to the pros here.

MICRO COMPUTER SYSTEMS, 144 South Dixie Military Highway, Tampa 33609. (813) 872-0888, (813) 879-4501. Authorized level 1 Apple Dealer.

NEW WORLD COMPUTERS, 2w 3rd Street, Bradenton, 33505. (813) 748-5496. Sales/Sales in stock – KEYDATA, APPLE, COMMODORE, SHARP, ATARI, VICTOR GRAPHICS, HEATHKIT, PANASONIC, over 1,000 pieces of software, custom programming, in house repair. AIMED ON EXPERIENCE.

SOUTHERN MICRO COMPUTER, 15400 NW 67th Avenue, Miami Lakes 33014, (305) 821-4131. Discount prices on Apple Sanyo. Miami area's oldest dealer.

GEORGIA

ATLANTA COMPUTER MART — 1089 Sugar Hwy., Atlanta 30340 (404) 455-0647. 10-6 Mon.-Sat.

ATLANTA — HEATHKIT ELECTRONIC CENTER, 5285 Roswell Rd., (404) 252-4301. Heath/Zenith Computers, Software, Peripherals.

ILLINOIS

COMPUTERLAND TOWNERS GROVE — 136 Ogden Ave., Towners Place 60516. (312) 964-7762. 10-8 Mon.-Sat., 12-5 Tues., Thurs. Apple. Atari. Osborne, Sanyo, IBM Personal Computer, Printers.

FARNSWORTH COMPUTER CENTER — 1857 N. Farnsworth Ave., Aurora 60505. (312) 851-2888. 10-8 Mon.-Fri., 10-5 Sat. Apple Hewlett Packard across 85 systems. HP Calculators. IDS Printers.

LIBERTYVILLE VIDEO AND COMPUTER CENTER, 532 So. Milwaukee Ave., Libertyville, IL 312-367-8460. open 7 days. Atari Computers, Hardware/Software.

THE COMPUTER ROOM, 638 North Michigan, Chicago, IL 60611. (312) 337-6744. Apple, Television, Osborne, Business Program Specialists.

COMPUTER JUNCTION — 343 S. York Rd., Elmhurst 60126 (312) 530-1125. Strong support on Apple, Atari, Xerox, NEC Software/Hardware.

HOBBY ETC., 465 Lake Creek Plaza, Deerfield, 60015. (312) 634-8400. Drive stations. SPOKE, (312) 870-9633. Orland Park, (312) 460-8080. Buffalo Grove, (312) 459-6627. Jenny Hard Software support for Apple, Atari.

DATA DOMAIN OF SCHAUMBURG, 1917 E. Algonquin Rd., Schaumburg, 60195. (312) 397-8760. 12-5 Mon. – Fri. 10-6 Sat. Apple, Alpha Micro, Cassette, Hewlett-Packard calculators. Largest book and Magazine selection in the Midwest.

COMPUTERS ETC. 2653 West 111th Place, Rosen 60465 South Suburbs of Chicago. Apple, Zenith Hardware/Software Service. Complete Learning Center.

IOWA

BEACON MICRO CENTER, 213 Lincoln Way, Ames 50014. (515) 233-8207. Apple, Atari, Rad Computers, Peripherals, Software, Service.

MARYLAND

COMPUTERS ETC. — 134 Hillsboro Ave., Towson 21204 (301) 296-0300. 3102 Georgia Ave., Silver Spring, 20910 (301) 589-0746. 857 West St., Annapolis 21401 (301) 268-6700. Apple, Commodore, Osborne, Northstar, Sales, Sales Service Training.

BASIX COMPUTERS INC. 207 North Frederick Avenue, Gaithersburg, 20877. (301) 840-0412. all Hardware/Software compatible with Apple, & Heathkit.

BALTIMORE — HEATHKIT ELECTRONIC CENTER, 1713 E. Joppa Rd., (301) 661-4400. Heath/Zenith Computers, Software, Peripherals.

ROCKVILLE — HEATHKIT ELECTRONIC CENTER, 4842 Montgomery Lane, (301) 951-0400. Heath/Zenith Computers, Software, Peripherals.

BETHESDA COMPUTERS, 4915 Norfolk Ave., Bethesda 20814 (301) 657-1960. Apple Hardware/Software — Heath Service/Peripherals and Accessories.

MASSACHUSETTS

SCIENCE FANTASY BOOKSTORE — 18 Eliot St., Harvard Sq., Cambridge 02138. (617) 547-5917. 11-8 Monday-Saturday till Thursday. Apple. Atari TRS-80 games.

THE COMPUTER STORE, 120 Cambridge St., Burlington, 01803. (617) 272-8110. Apple, Zenith, Sanyo, Osborne, Epson.

THE COMPUTER STORE, 1678 Mass. Ave., Cambridge 02138. (617) 354-6388. Apple, Zenith, Sanyo, Osborne, Epson.

THE COMPUTER STORE, 660 Worcester Rd., Framingham, Massachusetts 01701. (617) 879-0700. Apple, Zenith, Sanyo, Osborne, Epson.

THE COMPUTER STORE, 168 Concord Rd., Boston 02138. (617) 489-4888. Apple, Zenith, Sanyo, Osborne, Epson.

PEABODY — HEATHKIT ELECTRONIC CENTER, 242 Andover St. (617) 531-9300. Heath/Zenith Computers, Software, Peripherals.

WELLESLEY — HEATHKIT ELECTRONIC CENTER, 165 Worcester Ave. (617) 235-1310. Heath/Zenith Computers, Software, Peripherals.

MICHIGAN

COMPUTER CENTER — Garden City, (313) 425-2470. & West Bloomfield, (313) 855-4220. Hewlett Packard Computer/Calculators. Apple. North Star. Large Selection of Software/Hardware.

MINNESOTA

ABS DATA SYSTEMS CORP. — 9th St. Germain St. (Dual 55401), (612) 293-0734. Ohio Scientific, MFA CP/M 3.0.1. Authorized Distributor.

MISSISSIPPI

MISSISSIPPI MICROS, Mart 31, 1120 Terry Road, Jackson 39204, (601) 948-7846. Apple, Commodore, Atari. Sales and Service.

NEVADA

HOME COMPUTERS — 1775 E. Tropicana Rd, Las Vegas 89109. (702) 798-1202. Mon.-Sat. 10-7. Apple, Atari, Hardware Software, Rental & Service.

NEW HAMPSHIRE

COMPUTER MART OF NEW HAMPSHIRE, 105 Main St., Nashua 03060. (603) 883-0380. THE Apple Specialists. Full line Hardware Software. Training Service.

NEW JERSEY

SOFTWARE ASYLUM, INC., 828 Roosevelt Ave., Carteret 07008. (201) 969-1800. M-Sat 10AM-8PM; Sun 11AM-6PM. Huge selection for Atari — over 200 programs in stock.

THE COMPUTER UNIVERSE — 155 Route 175., Paramus 07652 (201) 262-0860. Mon. Wed. Fri., and Sat., 10-6; Tues. and Thurs. 12-8. (2 Rt. 206, Stanhope 07874 (201) 347-7600 Tues. & Thurs. 12-8; Wed., Fri. & Sat. 10-6. Specializing in Apple Computers.

SOFTWARE CITY, PINE BROOK — 101 Rt. 46 East, 07058 (201) 575-4574. Bus/Rec/Utility/Home programs for most microcomputers. Up to 20% off list.

STONEHENGE COMPUTER CORP., 89 Summit Ave., Summit 07901. (201) 277-1600. 10-6 M.-F., 10-5 Sat. Apple, Cromemco, Wespe. Authorized Dealer. Sales and Service.

COMPUTERLAND, 26 Plaza, Rt. 4 West, Paramus, 07652 (201) 845-5505. Apple, IBM, Vector Graphic, etc. the lowest retail computers.

COMPUTERS, ETC., Plaza 38 Center, Rt. 38, Cherry Hill, 08002 (609) 779-0223. Apple, Cromemco, Osborne, North-star, Sweda. Sales/Service/Training.

SOFTWARE CITY, TEANECK — 161 Cedar Lane, 07666 (201) 692-6288. Bus/Rec/Utility/Home programs for most microcomputers. Up to 20% off list.

SOFTWARE CITY, GREENBROOK — 85 Route 22 West, 08812. (201) 968-7238. Bus/Rec/Utility/Home programs for most microcomputers. Up to 20% off list.

ASBURY PARK — HEATHKIT ELECTRONIC CENTER, 1013 State Hwy. 35, (201) 775-1231. Heath/Zenith Computers, Software, Peripherals.

FAIR LAWN — HEATHKIT ELECTRONIC CENTER, 31-07 Broadway (Rt. 4), (201) 791-6033. Heath/Zenith Computers, Software, Peripherals.

COMPUTERLAND OF CHERRY HILL, Pine Tree Plaza, 1442 E. Rt. 70, Cherry Hill 08034 (609) 795-0802. Apple, IBM, Fortune.

SOFTWARE MART — 252 Bloomfield Avenue, Caldwell 07006. 201-228-4848. Software for Apple, Atari, TRS-80, PET. 10-20% off list.

SOFTWARE CITY SUMMIT - 2 Beechwood Rd., 07901. Bus/Rec/Utility/Home programs for most microcomputers. Up to 20% off List.

NEW MEXICO

OMEGA COMPUTER CONNECTION, 6049 Manaul N.E., Hoffmantown Shopping Center, Albuquerque, 87110. (505) 296-5400. Commodore VIC 20 and Vision 3000.

NEW YORK

SOFTWARE CITY, ARMONK — 146 Bedford Rd. 10504 (914) 273-3677. Bus/Rec/Utility/Home programs for most microcomputers. Up to 20% off list.

UPSTATE COMPUTER SHOP — RD 1, Box 178, Whitesboro 13492. (315) 736-8151. 10-6 Mon.-Fri., 11-6 Sat. Apple — Commodore — Data General.

UPSTATE COMPUTER SHOP, 1503 Western Avenue, Albany 12203. (518) 458-3618. Commodore VIC 20 Specialists.

ADVANCED COMPUTER SYSTEMS, 18 Market St., Pittsfield, 12075. (315) 265-9420. Apple, Commodore, C.S.C. and Rapid Data Systems.

CASTLE COMPUTERS, 720 New Loudon Rd., Latham 12110. (518) 785-8400. M-F: 10-6. Sat. 12-5. Apple, Atari Hardware/Software.

COMPUTER WORLD - 4204 N. Buffalo Rd., Orchard Park, 14127. (716) 662-4141. M-F: 9-6, Sat. 9-5. Atari Hardware Software.

FUTURE WORKS COMPUTER STORE, 72 Broad Hollow Rd., Rt. 110, Long Island 11747. (516) 499-7580. Apple Osborne, Northstar, Whole Systems.

THE COMPUTER STORE, 231 East Post Rd., White Plains, 10601. (914) 428-1881. Apple, Zenith, Sanyo, Diablo, Epson.

THE COMPUTER STORE, 40 East 52nd St. N.Y.C. 10022 (212) 752-2166. Apple, Zenith, Sanyo, Diablo, Epson.

VIDEO VILLAGE, LONG ISLAND, 5980 A Sunrise Highway, Massapequa Park, New York 11762. (516) 798-1616. Long Island's largest Atari Dealer. Great Software Selection.

SOFTWARE CITY, PEARL RIVER — 147 Kinderkamack Rd., Westwood 07675. (201) 261-0801. Bus/Rec/Utility/Home programs for most microcomputers. Up to 20% off list.

AMHERST — HEATHKIT ELECTRONIC CENTER, 3476 Sheridan Drive., (716) 835-3086. Heath/Zenith Computers, Software, Peripherals.

JERICHO, L.I. — HEATHKIT ELECTRONIC CENTER, 13 Jericho Turnpike, (516) 334-8181. Heath/Zenith Computers, Software, Peripherals.

ROCHESTER — HEATHKIT ELECTRONIC CENTER, 937 Jefferson Rd., (716) 424-7580. Heath/Zenith Computers, Software, Peripherals.

N. WHITE PLAINS — HEATHKIT ELECTRONIC CENTER, 7 Reservoir Rd., (914) 761-7580. Heath/Zenith Computers, Software, Peripherals.

ACN OFFICE SYSTEMS, BOX 3218, Rt. 33, Poughkeepsie 12603. (914) 475-9400. User support. Apple. Hewlett-Packard. IBM-PC.

PROGRAMS UNLIMITED, 2524 Jericho Turnpike, Jericho, Long Island 11753. (516) 333-0266. Hardware, Software, Peripherals, Magazines, Books. Talk to the pros today.

PROGRAMS UNLIMITED, Smith Haven Plaza, (Route 347) Smith Haven, Long Island 11790. (516) 724-4466. Hardware, Software, Peripherals, Magazines, Books. Talk to the pros today.

PROGRAMS UNLIMITED, 131 Mamaroneck Avenue, White Plains 10601. (914) 761-6263. Hardware, Software, Peripherals, Magazines, Books. Talk to the pros today.

NORTH CAROLINA

GREENSBORO — HEATHKIT ELECTRONIC CENTER, 4420 W. Market Street, (919) 299-5260. Heath/Zenith Computers, Software, Peripherals.

PERSONAL COMPUTER CENTER, 2608 Chapel Hill Boulevard, Durham 27707. 919-493-4486. Raleigh 919-833-2240 Full Line of Apple Hardware/Software for Business, Education, Home use.

COMPUTER & VIDEO CENTER - 1902 Clanwood Blvd., New Bern 28560. (919) 638-5000. Atari, Northstar, Zenith. Specializing in Small Business Systems.

OHIO

ABACUS II — 1417 Barnett Place, Toledo 43615 (419) 865-1809. 10-6, 10-7 Thurs. Apple, Osborne, Adds, NEC. Atari Epson & IDS Printers.

NORTH COAST COMPUTERS — 828 Dover Center, Bay Village 44140. (216) 835-4345. 10-6 Mon.-Sat. 10-8 Tue., Thur. Apple Atari Hector Graphics Data General.

PROGRAMS UNLIMITED. Soon to open in Cleveland.

MICRO CONCEPTS, 1658 Brittain Road, Akron 44313. (216) 633-7740. Commodore, Atari, Cinx, Northstar. R/R Service center. Classes. Custom Programming.

MICRO LOGIC, 2323 Bether-Maple Road, Hamersville 45130. (513) 735-3047. Commodore specialist with Business Models and APF Computers.

BURKHART STORES - 548 N. Main, Urbana 43078. (513) 653-7257. 9AM-5PM. Atari/Commodore at discount prices.

OKLAHOMA

OKLAHOMA CITY — HEATHKIT ELECTRONIC CENTER, 2727 Northwest Expressway, (405) 848-7380. Heath/Zenith Computers, Software, Peripherals.

PENNSYLVANIA

CALDWELL COMPUTER CORP., 5700 Rising Sun Ave. Philadelphia 19111. (215) 743-8000. Apple, Commodore, Perkom, Northstar Sales/Service.

COMPUTERLAND HARRISBURG, 4646 Carlisle Pike, Mechanicsburg, 17055. (717) 763-7115. Apple, IBM, Xerox, Zenith. Sales, support and training.

ERIE COMPUTER CO., 2121 W. 8th St., Erie, 16505. (814) 454-7503. Apple, Commodore, OSI, Xerox, Atari. Huge inventory of Software.

MARKETLINE SYSTEMS INC., 2337 Philmont Avenue, Huntingdon Valley, 19006. (215) 947-5570. We sell and service MicroComputers and Peripherals for small business and industry.

STARGATE ENTERPRISES, 1711 Fifth Avenue, Moline, 15130. (412) 864-1111. Hours: 10-8 Monday-Saturday. Authorized Atari Dealer with Atari Information Center.

INTEGRATED MICRO COMPUTER SERVICE, 188 Madison Rochester 15074. (412) 728-5231. Authorized dealer of Atari, also selling Televideo, Quasar, Cosmo.

THE COMPUTER STORE, 7400 Philadelphia Center, North Philadelphia, PA. 19135. (215) 961-9470. Apple, Zenith, Sanyo, Diablo, Epson.

ZIPCO COMPUTER, 2020 Hamilton Street, Allentown, 18104 (215) 436-1801. Atari, Apple, Osborne, Hewlett Packard, Data General, Zenith, Televideo, Hardware/Software and Peripherals.

NEWSMART THE CHATHAM, 130 South Tenth/th Street, Philadelphia, 19107 - (215) 563-1213. Domestic/Foreign periodicals including wide range of computer publications.

RINGLING PIPES — HEATHKIT ELECTRONIC CENTER, 6318 Rorkwood Blvd. (215) 289-0180. Heath/Zenith Computers, Software, Peripherals.

FRAZER — HEATHKIT ELECTRONIC CENTER, 840 Lee Upper Pike, (215) 647-5484. Heath/Zenith Computers, Software, Peripherals.

PITTSBURGH — HEATHKIT ELECTRONIC CENTER, 5452 Rte. Perry Hwy. (412) 824-3554. Heath/Zenith Computers, Software, Peripherals.

COMPUTER FORUM - 490 Lancaster Pike, Frazer 19355 (215) 296-2474. Commodore/Atari — Hardware/Software, Epson. Service/Training.

TRYSTONE, 1717 Dashiew Road, Pittsburgh, 15205 412-344-9808. Whatever is available for the Atari 400/800, Hardware/Software, is here!

CAMEMART, The Court at King of Prussia, King of Prussia 19406, (215) 337-2000. CAMEMART, opening August 1982 Willow Grove Center, 2500 Moreland Road, Willow Grove, 19090. (215) 657-1273. Apple/Texas Instruments. Sales/Service. For Business Systems Call (215) 544-8700.

RHODE ISLAND

THE COMPUTER STORE, 748 North Main, Providence 02904. (401) 331-0225. Apple, Zenith, Sanyo, Diablo, Epson.

WARWICK — HEATHKIT ELECTRONIC CENTER, 558 Tiverton Ave. (401) 738-5100.

UTAH

MIDVALE — HEATHKIT ELECTRONIC CENTER, 58 East 7200 South. (801) 566-4606. Heath/Zenith Computers, Software, Peripherals.

VIRGINIA

COMPUTERS, ETC., 6471 Backlick Rd., Springfield 22150. (703) 644-0500. Apple, Cromemco, Osborne, Northstar, Sweda. Sales/Service/Training.

THE COMPUTER STORE, 6968 Old Dominion Drive, McLean, 22101. (703) 821-6350. Apple, Zenith, Sanyo, Diablo, Epson.

ALEXANDRIA — HEATHKIT ELECTRONIC CENTER, 6201 Richmond Hwy., (703) 765-6910. Heath/Zenith Computers, Software, Peripherals.

VIRGINIA BEACH — HEATHKIT ELECTRONIC CENTER, 1053 Independence Blvd. (804) 460-3997. Heath/Zenith Computers, Software, Peripherals.

SMALL BUSINESS COMPUTER CENTER, 3605 Virginia Beach Boulevard, Virginia Beach, 23452, 804-340-1377. Apple, Vectorgraphics, Alpha Micro, Commodore VIC 20.

WASHINGTON, DC

STATWARE®, Suite 101, 1828 K. Street Northwest 20036. (202) 357-5800. everything for the IBM Software, Hard Disk, Color Printers, Modems, etc.

THE COMPUTER STORE, 1880 K Street N.W., Washington D.C. 20006. (202) 466-6867. Apple, Zenith, Sanyo, Diablo, Epson.

WASHINGTON

SEATTLE — HEATHKIT ELECTRONIC CENTER, 500 Bellevue, N. (206) 682-2170. Heath/Zenith Computers, Software, Peripherals.

TUKWILA — HEATHKIT ELECTRONIC CENTER, 13436 53rd Ave. S. (206) 246-5358. Heath/Zenith Computers, Software, Peripherals.

VANCOUVER — HEATHKIT ELECTRONIC CENTER, 216 S.E. Chkalov Dr., (206) 254-4441. Heath/Zenith Computers, Software, Peripherals.

WEST VIRGINIA

COMPUTERS PLUS, INC., 380 D Street, South Charleston 25303. (304) 744-2501. Atari, Interface/Supervision / Hardware Software/Service/Training.

WISCONSIN

COMPUTERLAND MADISON - 6508 Odana Rd., 53719 (608) 271-2000. 2009 E. Washington 53704 (608) 241-2100 Apple, Osborne, IBM-PC, Xerox, Hewlett—Packard, Fortune.

COLORTRON COMPUTERS, 2711 Lathrop Ave., Racine, 53405. (414) 632-5300. Apple, Hardware and Software. C-ITOH Printers. Service/Training.

RETAIL ROSTER growth rate is phenomenal because of being in these columns produces results way out of proportion to cost. If none of your competitors are in here now, doesn't it make sense that your computer store should be here? Call now — make the next issue.

the creative computer mart

SOFTWARE AND HARDWARE SHOPPING GUIDE

Sinclair
ZX81
Software on cassette.

GLADSTONE

NEC:

COMMODORE VIC
SCALL
APPLE, ALTOS, HP & XEROX
RCA VP-3501 Videotex
Data Terminal ..... CALL $

Mail Order: FUTRA COMPANY
P.O. Box 4380-OC, Torrance, CA 90510
(213) 328-8951 (800) 421-6006
Retail: OMC
20535 S. Western Ave #124,
Torrance, CA 90501
TWX 910 349-6211 AGENFTRA TRNC

DISKETTES
CASSETTES

Error-Free 5¼-inch Diskettes (MD-5) single-sided, soft sector, single or double density, reinforced hub

Item	Qty 10	Qty 50
MD-5	$25.00	$110.00
C-10	$ 7.50	$ 32.50
C-20	9.00	39.00
C-60	11.50	50.00
C-90	15.00	70.00

UPS SHIPPING INCLUDED
in Continental USA
CA Customers add taxes

MICROSETTE
475 Ellis St., Mt. View,
CA 94043 (415) 968-1604

TAKE A BYTE
OUT OF YOUR
SOFTWARE COST!

Save 20-40% on all major Brands of micro-software and hardware VISICALC $175.00
VIDEOTERM $229.00

SOFTWARE GALORE
Catalog Orders call 213-827-1661
Referral 800-423-6206
P.O. Box 11605 Marina del Rey, CA 90291

UV EPROM ERASER

$49.95

Price $389.00

LOGICAL DEVICES INC.

WE HAVE

THE CONNECTION

UNDER $500

ESCON Products, Inc.
12019 Alosta Blvd.
San Ramon, Ca. 94583
(415) 828-1256
(800) 227-2148

ONE STOP FOR
SINCLAIR
ZX81
SOFTWARE

WRITE FOR FREE
CATALOG AND FREE
PROGRAM LISTING
OF MASTERMIND

SOFTSYNC, INC.
P.O. Box 480 Murray Hill Station
New York, N.Y. 10156
(212) 685-2080

YORK 10
BASF-DPS
WORLD STANDARD TAPE

MONEY BACK GUARANTEE

COMPUTER GRADE
BLANK CASSETTES

YORK 10 Computerware

★MICROCOMPUTER★
BUSINESS
SOFTWARE

MEDICAL MGMT...
DENTAL MGMT...
INSURANCE AGENT
LEGAL BILLING.....
PROPERTY MGMT..
AND MUCH MORE!

UNIVAIR INTERNATIONAL
10327 Lambert International Airport
ST. LOUIS, MISSOURI U.S.A. 63145
(314) 426-1099

5¼" Floppy Disk Drives

TANDON $219.95

CALL NOW - TOLL FREE

gk computer systems

UNIPROM

THE VERSATILE EPROM HANDLING SYSTEM

CEP TEK INC.

1982 VERSION IFR SIMULATOR

APPLE II PLUS 48K DOS 3.3

A real IFR Simulator with X Y Plot and all the good stuff you used to pay $10,000 for. $50.00 at your Computer store, or direct from PROGRAMMERS SOFTWARE 2110 N 2nd St Cabot AR 72023 (501) 843-2988

creative computing CLASSIFIED

CLASSIFIED RATES: Per Word, 15 Word Minimum. **REGULAR:** $1.50. **EXPAND AD:** $2.25. Ads set in all bold type @ 30% premium, ads set with background screen @ 25% premium. **GENERAL INFORMATION:** Prepayment discounts available. Payment must accompany order except credit card — Am. Ex., Diners, MC, VISA (include exp. date) — or accredited ad agency insertions. Copy subject to publisher's approval, must be typewritten or printed. First word set in caps. Advertisers using P.O. Boxes MUST supply permanent address and telephone number. Orders not acknowledged. They will appear in next available issue after receipt. Closing date: 6th of the 3rd month preceding cover date (e.g., April issue closes Jan. 6th). Send order & remittance to: Classified Advertising, CREATIVE COMPUTING Magazine, 1 Park Avenue, New York, N.Y. 10016. Direct inquiries to Carol Huggins, (212) 725-3927.

SOFTWARE

TRS-80 SOFTWARE BOOKS. This month's special: UG on Mysteries Look $21.95 (Sub $2.00 shipping/handling. Catalog $1.00). Send check/money order to: Applied Software, 11 Dolores Ave., Dunkirk, N.Y. 11748. (516) 242-7388.

TRS-80, Alari, TI-99/4 Software: Science, Mathematics, Astronomy, Music, Education, Curve Fitting, Fourier Analysis, Statistics, Graphics, Financial Benchmark, P.O.B. 393, Pittsfield, Utah 84332.

EDUCATIONAL SOFTWARE. Grades 1 to 8, home or school use. 24 different packages for most home computers. Free brochure. RESOURCE SOFTWARE INTERNATIONAL, 140 Sylvan Avenue, Englewood Cliffs, New Jersey 07632. 201-947-9154.

VIC-20 EDUCATIONAL. Software designed by teachers, also strip kits. Free catalog. ATHENA SOFTWARE, 727 Smithfield Dr., Newark, DE 19711.

GENEALOGY. Unlimited system for Apple II. User Friendly Systems, Inc. 8104 Rose Rd., Fairfield, Ohio 45014.

VIC-20 GAMES: Cavern Gnu Arm Bandit Gas Throw in Number Quest/Word Quest. $12 ea. Write to G.H. Enterprises, 3128-48 St., Des Moines, Iowa 50310. Iowa residents add 3% sales tax.

20% DISCOUNT on all Apple Software. We carry most major brands of Apple Software - all at incredible low prices. Call or write for free price list. Byte & Pieces, P.O. Box 326, Dept. 81, E. Setauket, N.Y. 11733. (516) 751-2020.

COMPUTER CONSULTANT

MOVING INTO COMPUTER CONSULTANT. Over 10 years experience helping implementing the correct system for your business needs. Minneapolis 212-839-5286.

COMPUTER EQUIPMENT

Save 20%. $1500.00 for a 2804 system with 24 K of memory and a real front panel or $2000.00 for a 24000 full function CRT! Roll your own Technology and save! FREE DETAILS. Digatec Corporation, 2123 West Butler Drive, Suite 33, Phoenix, AZ 85027.

OPTICAL COMMUNICATOR or Data Link receiver, transmitter; all electrical parts, houses, instructions, $9.95 each. Both $18.95. $1.00 postage/handling. Specify digital or analog. Pelco, Box 3475, Sherman Oaks, CA 91413.

IBM PERSONAL COMPUTER and 8088 boards and plug ins at lot from. Build it yourself and save. Free information. Computable Computer Corp., Dept. CCS, Box 31100, Seattle, Wa. 98115.

PRINTED CIRCUIT BOARDS (pack. Also Artwork Supplies. Information. CIRCUIT WORKS, 11 18 7th (CC), Neptune, N.J. 07753.

WORD PROCESSING

VIRUS WORDS — $145.00. 3-4 megabytes computer media dictionary completely alphabetized in ASCII. Avail tape CP/M, RT-11, TRS-80, Apple. All media in stock. CP/M version is directly compatible with SpellGuard, and SPELLGUARD. Visa MC, phone 213-883-0814 write: DIGITAL WORDS, DEPT. C, 23112 Ventura Boulevard, Suite 7, Woodland Hills, California 91364.

SPECIAL SERVICES

PETER GAMBLE — LEGAL SERVICES. 2501 Park Blvd., Palo Alto, California 94306. 415-493-2324. Attorney with Computer and Electronics background. Reasonable fees.

BUSINESS OPPORTUNITIES

ATTENTION MICRO AND MINI COMPUTER OWNERS! An exciting new method of repurchasing investments with your computer, will allow you to set up your own office at home, and bring in greater income. Complete package $20, includes postage/handling. Write for information or send Check/Money order to: C.B.A.S., P.O. Box 163, Dennis, Ohio 44660.

COMPUTER CLUB

GOLD COAST COMPUTER RENTAL CLUB - Apple/TRS-80 Software, Firmware, Hardware, Publications. For Free Brochure and details write: Route 1, Benton, Kentucky 42025. 502-754-5313.

APV USERS CLUB — Send Self Addressed Stamped Envelope To: COMPU-SHOP, P.O. Box 1373, West Caldwell, N.J. 07006.

COMPUTER HARDWARE

MODEMS - $89.95. Printers - $299.95. Best prices on other Hardware/Software. Computer Discount Services, 648-C W. 20th St., New York, N.Y. 10010. (212) 757-8885. (212) 757-8774.

SYNCHRO-SETTE-Sheldon 2001 Monthly magazine and Bi-Monthly Cassettes. $39.95/yr. — (800) 543-1803 (Ohio (800) 582-1184). CP # 365 or (313) 624-5963.

COMPUTER PUBLICATIONS

TRS-80 WEEKLY NEWSLETTER. $1.00 for sample write 80 Newsletter, 5551 Route 37, Franklin Park, N.J. 08823.

COMPUTER SHOWS

NEW JERSEY COMPUTER SHOW AND FLEA MARKET. September 11-12 in Newark, New Jersey. (201) 267-0338.

COMPUTER SEMINAR

PERFORMANCE DESIGNS INC. announces a series of seminars for executives in personal computing. For Dates and Locations, write: Performance Designs Inc., 1411 North Main Street, Box 124, Dept CC, Bluffton, Indiana 46714. (219) 824-2121.

FOR SALE

NORTHSTAR FOR SALE — two double density disk drives, 56K RAM, and LOADS of the finest PROFESSIONAL SOFTWARE (business and educational, plus games and utilities). Was machine 1600 and other. ALL FOR $650, including shipping, insurance and risk (service $1,000 EXTRA). P.O. Box 242, Greenvale, N.Y. 11548. (516) 626-8664.

Advertise for $30.00

creative computing CLASSIFIED

Reach 150,000 customers

CALL COLLECT (212) 725-4299

YOUR Epson MX is here computing on a 3ERS SAY Microprint line BAV. Call (717) 725-3627 for more information.

• index to advertisers •

Reader Service No.	Advertiser	Page
100	[illegible]	147
101	Aardvark Technical Services	157
103	AIM Products	225
104	Adventure International	76
-	ALF Products	81
109	The Alan Group	125
107	Alphatech Industries	39
108	Alpha Byte Computer Products	102-103
109	Apple Computer	36
110	[illegible]	141
111	Apple Computer	13
112	Arcade Plus	63
113	Archive	73
-	Atlantis	191
-	Aspen Software	49
115	Automated Simulations	52
116	Bit Mail Orders	224
117	Beagle Brothers Micro Software	215
118	Big Five Software	3
119	The Bottom Line	115
120	Boxwood Software	78
121	Budgetel	204
122	C & C Software	152
123	C & E Electronics, Ltd.	140
124	California Academy	140
125	Cascade	151
126	Charles Mann & Associates	183
127	Chicago Data	196
-	Classified	233
128	CLOAD Magazine	221
129	CLOAD Magazine	221
133	Commodore Business Machines	Cover 3
134	Computerized Assets, Inc.	113
268	Computerware	58
132	The Computer Book Club	163
135	Computer Business	19
137	Computer Exchange	34-35
138	Computer Mail Order	158-159
-	Computer Mart	232
140	Computer Plus	224
141	Computer Specialties	108
142	Computer Time Inc.	201
143	Computer's Voice	224
144	Computer Warehouse	116
145	Computronics	207
146	Conceptual Instruments	35
147	Consumer Computers Mail Order	201
148	Cosmic Corp. Unknown	177
149	Cottage Software	142
150	CPU Shop	103
-	Creative Software	101
152	Datamost	10
153	Datasoft	30
154	Dickens Data	26
155	Discount Data Products	107
156	Discount Software Group	77
157	Dreamhaus Computer Products	189
158	Dynamics!	145-145
159	IBD Software	153
160	IBM Software	184
162	Educational Futures	143
163	Electronic Specialists	151
164	Federal Energy Systems	186
165	Financial Software	185
-	Fourth Dimension	23
166	Franklin Computer	66-67
167	Frederick Computer Products	167
168	Happy Hands	152
-	Health Co.	40
170	Howard Sams Co.	71
171	Huntington Computing	139
172	IBM	24-25
262	JJG Inc.	91
250	Interactive Microwave Inc.	92
173	Jade Computer Products	121-129
174	John Riley & Sons	12
176	Kaiser Electronics Co. Inc.	152
175	Kelly's Computing	44
259	Knit Software	71
260	Leif Electronics	87
177	Leading Edge	Cover 4
179	LINK Research	17
178	LINK Research	175
181	Lyon Computer	181
180	Mark Four Imports	151
184	Micro Business World	124
265	Microcomputer Technology Inc.	161
261	Micro Computer Service Center	215
185	Micro D	4
186	Micro Learningware	142
187	Micro Management	171
188	Micro Mounted	145
189	Micro-Mental Marketing	147
190	Microsoft	5
193	Microsystems	209
192	Microworks	200
194	Music Software	15
195	Music Software	29
196	Nexoc	117
-	Nifty Schools Electronics Division	66-67
198	Obsidian	68-69
266	Omega Microwave	137
199	Omega Microwave	157
267	Omega Microwave	204
193	Omega Sales	97
210	On-Line Systems	61
201	Orange Micro	155
202	Pacific Exchange	116
203	Pacific Exchange	142
205	Pacific Exchange	179
206	Pacific Exchange	203
208	Pacific Exchange	225
209	Pan American Electronics	178
204	Peak & Flow Software	179
205	Peripheral Units	225
206	Perry Oil & Gas	213
151	Personal Computer Age	150
207	Philadelphia Computer Discount	167
208	Practical Peripherals Inc.	Cover 2-1
209	Professional Software	39
210	Professional Software	9
211	Programmers InfoMart	13
212	Protecto Enterprises	16
200	Quality Software	213
214	Quark Engineering	6
215	Quinx	8
268	Radio Shack	48
217	Realm Software	179
-	Robot Report	230-231
219	RKH Electronics	187
221	Rosie Software	186
222	Sandhill Machine Design	79
223	Seattle Computer	36
224	Sheridan College	197
225	Silicon Valley Systems	87
227	Simply Software	87
-	Sinclair Research Ltd.	8-41
228	Solus Software	84
229	Sir-Tech	75
231	Software City	189
230	Software Dimension	119
234	Software Street	115
235	Software Toys	202
236	Southern California Computer Group	171
237	Southern Oaks	215
238	Southwestern Data	170
239	Southwestern Data	180
240	Southwestern Data	211
257	Spectra Marketing	30
241	Spectral Associates	199
242	Strategic Simulations	62
243	Street Electronics Corp.	187
244	Strictly Software	21
245	Sublogic	28
246	Sunrise Software	89
247	Sycom	49
270	Systems Design Lab	219
248	Systems Plus	183
249	Tecmar Inc.	7
250	Trans Net Corporation	177
251	Vagel	15
252	Vaxx	41
253	VR Data	193
254	Wall Fox Publishing	228
65A	WPC Inc.	47

*Write Advertiser Directly

Bit Pit

Chas Andres

FREE INFORMATION SERVICE

Learning more about a product that's advertised or mentioned in an article in this month's issue is as simple as 1-2-3. And absolutely free.

1 Print or type your name and address on the attached card. Use only one card per person.

2 Circle the numbers on the card that correspond to the numbers at the bottom of the advertisements or articles for which you want more information. (Key numbers for *advertised products* also appear in the Advertisers' Index.)

3 Simply mail the card, and the literature will be mailed to you free of charge by the manufacturer.

The addresses on the attached cards are only for product information or subscription requests. Editorial inquiries should be directed to CREATIVE COMPUTING, 39 East Hanover Avenue, Morris Plains, New Jersey 07950.

FREE INFORMATION SERVICE

creative computing

101	102	103	104	105	106	107	108	109	110	111	112	113	114	115	116	117	118
119	120	121	122	123	124	125	126	127	128	129	130	131	132	133	134	135	136
137	138	139	140	141	142	143	144	145	146	147	148	149	150	151	152	153	154
155	156	157	158	159	160	161	162	163	164	165	166	167	168	169	170	171	172
173	174	175	176	177	178	179	180	181	182	183	184	185	186	187	188	189	190
191	192	193	194	195	196	197	198	199	200	201	202	203	204	205	206	207	208
209	210	211	212	213	214	215	216	217	218	219	220	221	222	223	224	225	226
227	228	229	230	231	232	233	234	235	236	237	238	239	240	241	242	243	244
245	246	247	248	249	250	251	252	253	254	255	256	257	258	259	260	261	262
263	264	265	266	267	268	269	270	271	272	273	274	275	276	277	278	279	280
281	282	283	284	285	286	287	288	289	290	291	292	293	294	295	296	297	298
299	300	301	302	303	304	305	306	307	308	309	310	311	312	313	314	315	316
317	318	319	320	321	322	323	324	325	326	327	328	329	330	331	332	333	334
335	336	337	338	339	340	341	342	343	344	345	346	347	348	349	350	351	352
353	354	355	356	357	358	359	360	361	362	363	364	365	366	367	368	369	370
371	372	373	374	375	376	377	378	379	380	381	382	383	384	385	386	387	388
389	390	391	392	393	394	395	396	397	398	399	400						

4 ☐ Send me one year of *Creative Computing* for $19.97 and bill me. (Full subscription price $24.97.)

PLEASE PRINT CLEARLY—Use only one card per person

NAME _____

ADDRESS _____ APT. _____

CITY _____ STATE _____ ZIP _____

(Zip code must be included to insure delivery.) Void after November 30, 1982 CC9824

creative computing

101	102	103	104	105	106	107	108	109	110	111	112	113	114	115	116	117	118
119	120	121	122	123	124	125	126	127	128	129	130	131	132	133	134	135	136
137	138	139	140	141	142	143	144	145	146	147	148	149	150	151	152	153	154
155	156	157	158	159	160	161	162	163	164	165	166	167	168	169	170	171	172
173	174	175	176	177	178	179	180	181	182	183	184	185	186	187	188	189	190
191	192	193	194	195	196	197	198	199	200	201	202	203	204	205	206	207	208
209	210	211	212	213	214	215	216	217	218	219	220	221	222	223	224	225	226
227	228	229	230	231	232	233	234	235	236	237	238	239	240	241	242	243	244
245	246	247	248	249	250	251	252	253	254	255	256	257	258	259	260	261	262
263	264	265	266	267	268	269	270	271	272	273	274	275	276	277	278	279	280
281	282	283	284	285	286	287	288	289	290	291	292	293	294	295	296	297	298
299	300	301	302	303	304	305	306	307	308	309	310	311	312	313	314	315	316
317	318	319	320	321	322	323	324	325	326	327	328	329	330	331	332	333	334
335	336	337	338	339	340	341	342	343	344	345	346	347	348	349	350	351	352
353	354	355	356	357	358	359	360	361	362	363	364	365	366	367	368	369	370
371	372	373	374	375	376	377	378	379	380	381	382	383	384	385	386	387	388
389	390	391	392	393	394	395	396	397	398	399	400						

4 ☐ Send me one year of *Creative Computing* for $19.97 and bill me. (Full subscription price $24.97.)

PLEASE PRINT CLEARLY—Use only one card per person

NAME _____

ADDRESS _____ APT. _____

CITY _____ STATE _____ ZIP _____

(Zip code must be included to insure delivery.) Void after November 30, 1982 CC9823

Save up to 33% on creative computing

☐ Send me one year (12 issues) of *Creative Computing* for $19.97. I save 20%!

☐ I prefer two years for $36.97. I save 26%!

☐ Make that three years for $49.97. I save 33%!

Savings based on full one-year subscription price of $24.97.

MR.
MRS.
MS. _____ 4T067
(please print full name)

ADDRESS _____ APT. _____

CITY _____ STATE _____ ZIP _____

CHECK ONE: ☐ Payment enlcosed. ☐ Bill me later.

Offer limited to U.S. and possessions. Please allow 60 to 90 days for delivery of first

PUT STAMP HERE
THE POST OFFICE
WILL NOT DELIVER
MAIL WITHOUT
POSTAGE

creative computing

P.O. BOX 13010
PHILADELPHIA, PA. 19101

PUT STAMP HERE
THE POST OFFICE
WILL NOT DELIVER
MAIL WITHOUT
POSTAGE

creative computing

P.O. BOX 13010
PHILADELPHIA, PA. 19101

NO POSTAGE
NECESSARY
IF MAILED
IN THE
UNITED STATES

BUSINESS REPLY CARD

FIRST CLASS PERMIT NO. 66 BOULDER, COLORADO

POSTAGE WILL BE PAID BY ADDRESSEE

creative computing

P.O. BOX 5214
BOULDER, COLORADO 80321

FREE FREE FREE

FREE INFORMATION

about the products and services advertised in this issue of

creative computing

See other side for directions

COMMODORE VS. IBM

APPLE, TANDY AND ALL THE OTHERS

"READ THE CHART AND SEE WHICH COMPUTER COSTS LESS AND GIVES YOU MORE FOR YOUR MONEY."
—WILLIAM SHATNER

COMPARE OUR $995 COMPUTER

FEATURES	COMMODORE 4016	IBM®	APPLE II®	TRS-80® MODEL III
Base Price	$ 995	$1565	$1330	$ 999
12″ Green Screen	Standard	345	299	NO
IEEE Interface	Standard	NO	300	NO
TOTAL	$ 995	$1910	$1929	$ 999
Intelligent Peripherals	Standard	NO	NO	NO
Real Time Clock	Standard	NO	NO	NO
Upper & Lower Case Letters	Standard	Standard	NO	Standard
Separate Numeric Key Pad	Standard	Standard	NO	Standard
Maximum 5¼″ Disk Capacity Per Drive	500K	160K	143K	178K

These systems were configured to approximate the capabilities of the 16K PET® 4016. Disk drives and printers are not included in prices. Models shown vary in their degree of expandability.

WHY COMMODORE

The idea of a computer in every office and home used to be science fiction. But that idea is now becoming reality.

The question is, with so many to choose from, which computer should you buy. When you consider the facts, the clear choice is Commodore:

1 Commodore is the only personal computer company with a full line of computers—from our $299.95 VIC-20 to the economical PET® and CBM™ (see chart) to our new SuperPET computer that speaks 5 computer languages.
2 Commodore is the only U.S. personal computer company that manufactures its own semiconductor microprocessors—the "heart" of all personal computers. As a result, Commodore's computer system is more affordable.
3 Commodore's proprietary "6502" microprocessor is so technologically advanced and reliable that it's used in all Apple and Atari computers, as well as many others.
4 Commodore's CBM provides more storage power—1,000,000 characters on 5¼″ dual disks—than any system in its price range. More than IBM. More than Apple. More than Tandy.
5 Commodore computer systems can be expanded to meet the needs of a growing business.
6 With over a quarter of a million computers sold worldwide, Commodore is proven for performance and reliability.
7 Sales in excess of $200,000,000 annually.
8 Commodore is listed on the New York Stock Exchange.

USES AND APPLICATIONS

Word Processing. It's easy on Commodore—the most versatile, efficient and economical computers in their price range.

Financial Planning and Budgeting. Through the use of VisiCalc™ [1], the electronic worksheet. It lets you explore all your financial alternatives in seconds.

Dow Jones Portfolio Management System[2]. Gives you up-to-the-minute data on over 6,000 securities. And more.

Data Management and Retrieval System. OZZ[3], our information wizard, makes it easy for you.

Doctors' System. Our Medical Accounting System (MAS)[4] offers a fast, flexible billing and accounts receivable package.

Legal Time Accounting System (LTA)[4]. Automatically processes activities by client, attorney and action.

Accounting and Bookkeeping Systems.
• Accounts receivable • Accounts payable • Payroll • Inventory control • Job costing • Engineering • Personnel recordkeeping • Tax preparation.

WE WROTE THE BOOK ON SOFTWARE

The Commodore Software Encyclopedia is a comprehensive directory of software programs for:
• Business • Education • Recreation • Personal Use
Contains over 1,000 software applications to choose from. Pick up a copy at your local Commodore dealer.

FULL SERVICE, FULL SUPPORT

Commodore dealers throughout the country offer prompt local service. And our new national service contract with TRW provides nationwide support. TRW is the largest third-party related computer service organization in the U.S., with over 2,000 skilled technicians, nationwide.

1 VisiCalc is a Trademark of Personal Softwear, Inc.
2 The Portfolio Management System was created by Micro Business Systems, Inc.
3 OZZ was created by the Bristol Software Factory.
4 MAS and LTA were created by Cimarron Corp.

Commodore Computer Systems
681 Moore Road, King of Prussia, PA 19406
Canadian Residents: Commodore Computer Systems
3370 Pharmacy Avenue
Agincourt, Ontario, Canada M1W 2K4
Please send me more information.
Name _____
Company _____ Title _____
Address _____
City _____ State _____ Zip _____
Telephone _____
Interest Area
☐ Business ☐ Education ☐ Personal CC-9

commodore COMPUTER

CIRCLE 133 ON READER SERVICE CARD

REMEMBER:

MORE THAN JUST ANOTHER PRETTY FACE.

Says who? Says ANSI.

Specifically, subcommittee X3B8 of the American National Standards Institute (ANSI) says so. The fact is all Elephant™ floppies meet or exceed the specs required to meet or exceed all their standards.

But just who is "subcommittee X3B8" to issue such pronouncements?

They're a group of people representing a large, well-balanced cross section of disciplines—from academia, government agencies, and the computer industry. People from places like IBM, Hewlett-Packard, 3M, Lawrence Livermore Labs, The U.S. Department of Defense, Honeywell and The Association of Computer Programmers and Analysts. In short, it's a bunch of high-caliber nitpickers whose mission, it seems, in order to make better disks for consumers, is also to make life miserable for everyone in the disk-making business.

How? By gathering together periodically (often, one suspects, under the full moon) to concoct more and more rules to increase the quality of flexible disks. Their most recent rule book runs over 20 single-spaced pages—listing, and insisting upon—hundreds upon hundreds of standards a disk must meet in order to be blessed by ANSI. (And thereby be taken seriously by people who take disks seriously.)

In fact, if you'd like a copy of this formidable document, for free, just let us know and we'll send you one. Because once you know what it takes to make an Elephant for ANSI . . .

We think you'll want us to make some Elephants for you.

ELEPHANT.™ HEAVY DUTY DISKS.

Distributed Exclusively by Leading Edge Products, Inc., 225 Turnpike Street, Canton, Massachusetts 02021
Call: toll-free 1-800-343-6833; or in Massachusetts call collect (617) 828-8150. Telex 951-624.

CIRCLE 177 ON READER SERVICE CARD